


Junior Women
Results

12 DEC 2010

Rank	Bib	Name	Nat	Date of Birth	Result	Time Behind
1	205	PURDUE Charlotte	GBR	10 JUN 1991	12:42	
2	486	TERZIC Amela	SRB	2 APR 1993	12:59	0:17
3	200	GORECKA Emelia	GBR	29 JAN 1994	13:00	0:18
4	462	FAZLITDINOVA Gulshat	RUS	28 AUG 1992	13:03	0:21
5	237	HARRER Corinna	GER	19 JAN 1991	13:08	0:26
6	38	VANGANSBEKE Zenobie	BEL	4 NOV 1992	13:09	0:27
7	286	MAGEEAN Ciara	IRL	12 MAR 1992	13:16	0:34
8	440	DOAGA Ioana	ROU	5 APR 1992	13:18	0:36
9	202	PARTRIDGE Lily	GBR	9 MAR 1991	13:19	0:37
10	201	GUMMOW Annabel	GBR	16 SEP 1993	13:19	0:37
11	239	KRAUSE Gesa	GER	3 AUG 1992	13:22	0:40
12	198	AVERY Kate	GBR	10 OCT 1991	13:24	0:42
13	321	BEVILACQUA Federica	ITA	11 OCT 1991	13:33	0:51
14	441	LAVRIC Mirela	ROU	17 FEB 1991	13:34	0:52
15	534	KARAKAYA Tugba	TUR	16 FEB 1991	13:35	0:53
16	439	BUNEA Anca Maria	ROU	8 MAR 1994	13:36	0:54
17	37	TRUYERS Imana	BEL	7 NOV 1993	13:38	0:56
18	242	REHBERG Maya	GER	28 APR 1994	13:43	1:01
19	238	JOHN Jannika	GER	26 DEC 1992	13:44	1:02
20	383	GIERAT Aleksandra	POL	30 JUL 1991	13:45	1:03
21	236	BURKHARD Elena	GER	10 FEB 1992	13:47	1:05
22	55	MEZULIÁNIKOVÁ Diana	CZE	10 APR 1992	13:49	1:07
23	531	AYDEMIR Esmá	TUR	1 JAN 1992	13:50	1:08
24	509	BORGLUND Elin	SWE	12 NOV 1991	13:51	1:09
25	533	KARABULUT Elif	TUR	8 AUG 1991	13:53	1:11
26	442	LOGIN Dana Elena	ROU	13 AUG 1994	13:53	1:11
27	203	PEEL Georgie	GBR	26 MAY 1994	13:55	1:13
28	324	MARTINELLI Giulia	ITA	16 JUN 1991	13:58	1:16
29	17	WENTH Jennifer	AUT	24 JUL 1991	13:58	1:16
30	134	NIKANDER Saara	FIN	21 MAY 1994	14:00	1:18
31	35	DEBOTH Eline	BEL	26 MAR 1992	14:01	1:19
32	98	CASPAR Beatriz	ESP	10 SEP 1993	14:01	1:19
33	103	TOBAL Estefanía	ESP	9 MAY 1991	14:04	1:22
34	416	FERREIRA Barbara	POR	9 DEC 1991	14:04	1:22
35	325	PISTILLI Alessia	ITA	1 FEB 1991	14:07	1:25
36	535	TARHAN Yagmur	TUR	6 JUL 1991	14:07	1:25
37	415	CARVALHO Catarina	POR	1 MAR 1992	14:08	1:26
38	443	PANAET Elena	ROU	5 JUN 1993	14:08	1:26
39	104	TUR Atteneri	ESP	23 APR 1991	14:09	1:27
40	285	BEHAN Laura	IRL	7 JUL 1991	14:10	1:28
41	496	LANGEL Tiffany	SUI	9 JUL 1991	14:11	1:29
42	159	FEDERSPIEL Eva	FRA	15 SEP 1992	14:12	1:30
43	420	SANTOS Debora	POR	30 DEC 1992	14:12	1:30

INTERNET Service: www.european-athletics.org

Timing, Measurement and Data Service by  OMEGA

printed at SUN 12 DEC 2010 11:51

Page 1 of 2

Junior Women
Results

12 DEC 2010


Rank	Bib	Name	Nat	Date of Birth	Result	Time Behind
44	155	BOUCANSAUD Anais	FRA	29 AUG 1991	14:13	1:31
45	99	FERNÁNDEZ Blanca	ESP	1 APR 1992	14:14	1:32
46	550	KRIEPAK Iuliia	UKR	16 MAY 1991	14:14	1:32
47	47	SAVINA Nina	BLR	21 JUL 1993	14:14	1:32
48	465	VORONKO Viktoriya	RUS	15 MAY 1991	14:16	1:34
49	39	WYNS Jenna	BEL	16 AUG 1993	14:19	1:37
50	497	WYTTENBACH Regula	SUI	24 APR 1991	14:20	1:38
51	418	GONÇALVES Catarina	POR	11 SEP 1993	14:20	1:38
52	322	GALIMBERTI Sara	ITA	12 DEC 1991	14:21	1:39
53	156	CHEVILLARD Cecile	FRA	6 APR 1992	14:22	1:40
54	160	GUILLEMIN Marion	FRA	24 NOV 1991	14:23	1:41
55	36	GALLEIN Sofie	BEL	7 AUG 1992	14:24	1:42
56	97	CARRETERO Tania	ESP	2 MAR 1991	14:28	1:46
57	51	PARLOV Matea	CRO	2 JUN 1992	14:28	1:46
58	479	OBIDIC Kaja	SLO	5 MAY 1991	14:28	1:46
59	461	CHINCHIKEYEVA Albina	RUS	17 FEB 1992	14:30	1:48
60	157	CLAEYSSENS Noemie	FRA	5 DEC 1991	14:31	1:49
61	463	IVANOVA Victoria	RUS	21 NOV 1991	14:32	1:50
62	419	MARTINS Marta	POR	15 JAN 1992	14:40	1:58
63	240	NEUMEYER Regina	GER	24 JUL 1992	14:40	1:58
64	68	VÆSEL Katrine	DEN	21 OCT 1991	14:41	1:59
65	464	MIKHAYLOVA Anastasiya	RUS	24 AUG 1991	14:41	1:59
66	289	O'DONOGHUE Amy	IRL	27 JAN 1994	14:41	1:59
67	158	DIEMUNSCH Jade	FRA	24 FEB 1991	14:46	2:04
68	532	BULUT Gamze	TUR	3 AUG 1992	14:47	2:05
69	326	PULINA Jessica	ITA	30 JUL 1991	14:48	2:06
70	320	BALDESSARI Irene	ITA	21 JAN 1993	14:48	2:06
71	287	MCKENNA Fiona	IRL	17 OCT 1991	14:49	2:07
72	288	MITCHELL Emma	IRL	8 AUG 1992	14:52	2:10
73	101	PÉREZ María José	ESP	12 JUN 1992	15:04	2:22
74	223	USTIAN Gaiane	GEO	30 NOV 1991	17:55	5:13
	417	GODINHO Susana	POR	5 JUL 1992	DNF	
	495	AUF DER MAUR Priska	SUI	17 MAR 1992	DNS	

Intermediate times: 770m 2:19 462 FAZLITDINOVA Gulshat (RUS)
 2370m 7:35 205 PURDUE Charlotte (GBR)

Weather conditions			
Temperature:	18 °C	Humidity:	68 %
Conditions:	Cloudy		

Legend	
DNF	Did not Finish
DNS	Did not Start

INTERNET Service: www.european-athletics.org

Timing, Measurement and Data Service by  OMEGA

printed at SUN 12 DEC 2010 11:51


Page 2 of 2

Junior Women
Detailed Results

12 DEC 2010

Rank	Bib	Name	Nat	Date of Birth	Result	Time Behind
		770m	2370m			
1	205	PURDUE Charlotte	GBR	10 JUN 1991	12:42	
		2:20 (8)	7:35 (1)			
			5:15			
2	486	TERZIC Amela	SRB	2 APR 1993	12:59	0:17
		2:19 (3)	7:35 (2)			
			5:16			
3	200	GORECKA Emelia	GBR	29 JAN 1994	13:00	0:18
		2:22 (19)	7:37 (3)			
			5:15			
4	462	FAZLITDINOVA Gulshat	RUS	28 AUG 1992	13:03	0:21
		2:19 (1)	7:38 (4)			
			5:19			
5	237	HARRER Corinna	GER	19 JAN 1991	13:08	0:26
		2:22 (16)	7:42 (8)			
			5:20			
6	38	VANGANSBEKE Zenobie	BEL	4 NOV 1992	13:09	0:27
		2:20 (7)	7:43 (9)			
			5:23			
7	286	MAGEEAN Ciara	IRL	12 MAR 1992	13:16	0:34
		2:23 (22)	7:46 (12)			
			5:23			
8	440	DOAGA Ioana	ROU	5 APR 1992	13:18	0:36
		2:19 (2)	7:42 (7)			
			5:23			
9	202	PARTRIDGE Lily	GBR	9 MAR 1991	13:19	0:37
		2:21 (10)	7:41 (6)			
			5:20			
10	201	GUMMOW Annabel	GBR	16 SEP 1993	13:19	0:37
		2:24 (33)	7:50 (19)			
			5:26			
11	239	KRAUSE Gesa	GER	3 AUG 1992	13:22	0:40
		2:23 (25)	7:47 (13)			
			5:24			
12	198	AVERY Kate	GBR	10 OCT 1991	13:24	0:42
		2:22 (20)	7:47 (16)			
			5:25			
13	321	BEVILACQUA Federica	ITA	11 OCT 1991	13:33	0:51
		2:21 (11)	7:45 (10)			
			5:24			
14	441	LAVRIC Mirela	ROU	17 FEB 1991	13:34	0:52
		2:19 (5)	7:45 (11)			
			5:26			
15	534	KARAKAYA Tugba	TUR	16 FEB 1991	13:35	0:53
		2:21 (12)	7:47 (17)			
			5:26			
16	439	BUNEA Anca Maria	ROU	8 MAR 1994	13:36	0:54
		2:22 (18)	7:50 (20)			
			5:28			

INTERNET Service: www.european-athletics.org

Timing, Measurement and Data Service by  OMEGA

printed at SUN 12 DEC 2010 11:50


Page 1 of 5

Junior Women
Detailed Results

12 DEC 2010

Rank	Bib	Name	Nat	Date of Birth	Result	Time Behind
		770m	2370m			
17	37	TRUYERS Imana	BEL	7 NOV 1993	13:38	0:56
		2:20 (9)	7:47 (14)			
			5:27			
18	242	REHBERG Maya	GER	28 APR 1994	13:43	1:01
		2:24 (32)	7:59 (22)			
			5:35			
19	238	JOHN Jannika	GER	26 DEC 1992	13:44	1:02
		2:25 (41)	8:01 (24)			
			5:36			
20	383	GIERAT Aleksandra	POL	30 JUL 1991	13:45	1:03
		2:22 (17)	7:47 (15)			
			5:25			
21	236	BURKHARD Elena	GER	10 FEB 1992	13:47	1:05
		2:25 (40)	8:01 (25)			
			5:36			
22	55	MEZULIÁNIKOVÁ Diana	CZE	10 APR 1992	13:49	1:07
		2:23 (23)	8:00 (23)			
			5:37			
23	531	AYDEMIR Esma	TUR	1 JAN 1992	13:50	1:08
		2:20 (6)	7:49 (18)			
			5:29			
24	509	BORGLUND Elin	SWE	12 NOV 1991	13:51	1:09
		2:25 (39)	8:03 (26)			
			5:38			
25	533	KARABULUT Elif	TUR	8 AUG 1991	13:53	1:11
		2:21 (13)	8:03 (28)			
			5:42			
26	442	LOGIN Dana Elena	ROU	13 AUG 1994	13:53	1:11
		2:23 (26)	8:03 (29)			
			5:40			
27	203	PEEL Georgie	GBR	26 MAY 1994	13:55	1:13
		2:23 (24)	7:56 (21)			
			5:33			
28	324	MARTINELLI Giulia	ITA	16 JUN 1991	13:58	1:16
		2:26 (46)	8:05 (32)			
			5:39			
29	17	WENTH Jennifer	AUT	24 JUL 1991	13:58	1:16
		2:19 (4)	7:40 (5)			
			5:21			
30	134	NIKANDER Saara	FIN	21 MAY 1994	14:00	1:18
		2:26 (50)	8:03 (27)			
			5:37			
31	35	DEBOTH Eline	BEL	26 MAR 1992	14:01	1:19
		2:24 (35)	8:07 (36)			
			5:43			
32	98	CASPAR Beatriz	ESP	10 SEP 1993	14:01	1:19
		2:25 (43)	8:07 (35)			
			5:42			

INTERNET Service: www.european-athletics.org

Timing, Measurement and Data Service by  OMEGA

printed at SUN 12 DEC 2010 11:50


Page 2 of 5

Junior Women
Detailed Results

12 DEC 2010

Rank	Bib	Name	Nat	Date of Birth	Result	Time Behind
		770m	2370m			
33	103	TOBAL Estefanía	ESP	9 MAY 1991	14:04	1:22
		2:25 (38)	8:11 (43)			
			5:46			
34	416	FERREIRA Barbara	POR	9 DEC 1991	14:04	1:22
		2:27 (59)	8:12 (49)			
			5:45			
35	325	PISTILLI Alessia	ITA	1 FEB 1991	14:07	1:25
		2:28 (61)	8:12 (51)			
			5:44			
36	535	TARHAN Yagmur	TUR	6 JUL 1991	14:07	1:25
		2:25 (42)	8:09 (39)			
			5:44			
37	415	CARVALHO Catarina	POR	1 MAR 1992	14:08	1:26
		2:29 (69)	8:10 (42)			
			5:41			
38	443	PANAET Elena	ROU	5 JUN 1993	14:08	1:26
		2:24 (27)	8:06 (34)			
			5:42			
39	104	TUR Atteneri	ESP	23 APR 1991	14:09	1:27
		2:21 (15)	8:05 (33)			
			5:44			
40	285	BEHAN Laura	IRL	7 JUL 1991	14:10	1:28
		2:27 (55)	8:12 (48)			
			5:45			
41	496	LANGEL Tiffany	SUI	9 JUL 1991	14:11	1:29
		2:27 (56)	8:12 (50)			
			5:45			
42	159	FEDERSPIEL Eva	FRA	15 SEP 1992	14:12	1:30
		2:26 (51)	8:11 (47)			
			5:45			
43	420	SANTOS Debora	POR	30 DEC 1992	14:12	1:30
		2:26 (47)	8:11 (45)			
			5:45			
44	155	BOUCANSAUD Anais	FRA	29 AUG 1991	14:13	1:31
		2:28 (63)	8:16 (57)			
			5:48			
45	99	FERNÁNDEZ Blanca	ESP	1 APR 1992	14:14	1:32
		2:27 (57)	8:11 (46)			
			5:44			
46	550	KRIEPAK Iuliia	UKR	16 MAY 1991	14:14	1:32
		2:24 (28)	8:09 (38)			
			5:45			
47	47	SAVINA Nina	BLR	21 JUL 1993	14:14	1:32
		2:24 (34)	8:04 (30)			
			5:40			
48	465	VORONKO Viktoriya	RUS	15 MAY 1991	14:16	1:34
		2:29 (71)	8:11 (44)			
			5:42			

INTERNET Service: www.european-athletics.org

Timing, Measurement and Data Service by  OMEGA

printed at SUN 12 DEC 2010 11:50


Page 3 of 5

Junior Women
Detailed Results

12 DEC 2010

Rank	Bib	Name	Nat	Date of Birth	Result	Time Behind
		770m		2370m		
49	39	WYNS Jenna	BEL	16 AUG 1993	14:19	1:37
		2:21 (14)		8:05 (31) 5:44		
50	497	WYTENBACH Regula	SUI	24 APR 1991	14:20	1:38
		2:24 (31)		8:09 (37) 5:45		
51	418	GONÇALVES Catarina	POR	11 SEP 1993	14:20	1:38
		2:26 (48)		8:16 (56) 5:50		
52	322	GALIMBERTI Sara	ITA	12 DEC 1991	14:21	1:39
		2:28 (64)		8:15 (53) 5:47		
53	156	CHEVILLARD Cecile	FRA	6 APR 1992	14:22	1:40
		2:25 (37)		8:17 (58) 5:52		
54	160	GUILLEMIN Marion	FRA	24 NOV 1991	14:23	1:41
		2:23 (21)		8:13 (52) 5:50		
55	36	GALLEIN Sofie	BEL	7 AUG 1992	14:24	1:42
		2:24 (30)		8:10 (40) 5:46		
56	97	CARRETERO Tania	ESP	2 MAR 1991	14:28	1:46
		2:26 (45)		8:17 (59) 5:51		
57	51	PARLOV Matea	CRO	2 JUN 1992	14:28	1:46
		2:29 (67)		8:20 (61) 5:51		
58	479	OBIDIC Kaja	SLO	5 MAY 1991	14:28	1:46
		2:29 (68)		8:20 (63) 5:51		
59	461	CHINCHIKEYEVA Albina	RUS	17 FEB 1992	14:30	1:48
		2:29 (73)		8:20 (62) 5:51		
60	157	CLAEYSSENS Noemie	FRA	5 DEC 1991	14:31	1:49
		2:28 (62)		8:20 (64) 5:52		
61	463	IVANOVA Victoria	RUS	21 NOV 1991	14:32	1:50
		2:28 (60)		8:16 (55) 5:48		
62	419	MARTINS Marta	POR	15 JAN 1992	14:40	1:58
		2:29 (70)		8:26 (71) 5:57		
63	240	NEUMEYER Regina	GER	24 JUL 1992	14:40	1:58
		2:26 (49)		8:10 (41) 5:44		
64	68	VÆSEL Katrine	DEN	21 OCT 1991	14:41	1:59
		2:26 (44)		8:21 (65) 5:55		

INTERNET Service: www.european-athletics.org

Timing, Measurement and Data Service by  OMEGA

printed at SUN 12 DEC 2010 11:50

Page 4 of 5

Junior Women
Detailed Results

12 DEC 2010


Rank	Bib	Name	Nat	Date of Birth	Result	Time Behind
		770m	2370m			
65	464	MIKHAYLOVA Anastasiya	RUS	24 AUG 1991	14:41	1:59
		2:30 (74)	8:24 (67)			
			5:54			
66	289	O'DONOGHUE Amy	IRL	27 JAN 1994	14:41	1:59
		2:27 (53)	8:29 (73)			
			6:02			
67	158	DIEMUNSCH Jade	FRA	24 FEB 1991	14:46	2:04
		2:28 (65)	8:26 (70)			
			5:58			
68	532	BULUT Gamze	TUR	3 AUG 1992	14:47	2:05
		2:24 (29)	8:16 (54)			
			5:52			
69	326	PULINA Jessica	ITA	30 JUL 1991	14:48	2:06
		2:27 (58)	8:25 (68)			
			5:58			
70	320	BALDESSARI Irene	ITA	21 JAN 1993	14:48	2:06
		2:29 (72)	8:27 (72)			
			5:58			
71	287	MCKENNA Fiona	IRL	17 OCT 1991	14:49	2:07
		2:27 (54)	8:25 (69)			
			5:58			
72	288	MITCHELL Emma	IRL	8 AUG 1992	14:52	2:10
		2:25 (36)	8:19 (60)			
			5:54			
73	101	PÉREZ María José	ESP	12 JUN 1992	15:04	2:22
		2:29 (66)	8:34 (74)			
			6:05			
74	223	USTIAN Gaiane	GEO	30 NOV 1991	17:55	5:13
		2:30 (75)	9:25 (75)			
			6:55			
417		GODINHO Susana	POR	5 JUL 1992	DNF	
		2:26 (52)	8:24 (66)			
			5:58			
495		AUF DER MAUR Priska	SUI	17 MAR 1992	DNS	

Intermediate times: 770m 2:19 462 FAZLITDINOVA Gulshat (RUS)
2370m 7:35 205 PURDUE Charlotte (GBR)

Weather conditions			
Temperature:	18 °C	Humidity:	68 %
Conditions:	Cloudy		

Legend			
DNF	Did not Finish	DNS	Did not Start

INTERNET Service: www.european-athletics.org

Timing, Measurement and Data Service by  OMEGA

printed at SUN 12 DEC 2010 11:50

Page 5 of 5

Junior Women
Team Results

Rank	Nation	Bib	Name	Time	Pos	Points
1	Great Britain & NI (GBR)					23
		205	PURDUE Charlotte	12:42		1
		200	GORECKA Emelia	13:00		3
		202	PARTRIDGE Lily	13:19		9
		201	GUMMOW Annabel	13:19		10
		198	AVERY Kate	13:24	12	
		203	PEEL Georgie	13:55	27	
2	Germany (GER)					53
		237	HARRER Corinna	13:08		5
		239	KRAUSE Gesa	13:22		11
		242	REHBERG Maya	13:43		18
		238	JOHN Jannika	13:44		19
		236	BURKHARD Elena	13:47	21	
		240	NEUMEYER Regina	14:40	63	
3	Romania (ROU)					64
		440	DOAGA Ioana	13:18		8
		441	LAVRIC Mirela	13:34		14
		439	BUNEA Anca Maria	13:36		16
		442	LOGIN Dana Elena	13:53		26
		443	PANAET Elena	14:08	38	
4	Turkey (TUR)					99
		534	KARAKAYA Tugba	13:35		15
		531	AYDEMIR Esmâ	13:50		23
		533	KARABULUT Elif	13:53		25
		535	TARHAN Yagmur	14:07		36
		532	BULUT Gamze	14:47	68	
5	Belgium (BEL)					103
		38	VANGANSBEKE Zenobie	13:09		6
		37	TRUYERS Imana	13:38		17
		35	DEBOTH Eline	14:01		31
		39	WYNS Jenna	14:19		49
		36	GALLEIN Sofie	14:24	55	
6	Italy (ITA)					128
		321	BEVILACQUA Federica	13:33		13
		324	MARTINELLI Giulia	13:58		28
		325	PISTILLI Alessia	14:07		35
		322	GALIMBERTI Sara	14:21		52
		326	PULINA Jessica	14:48	69	
		320	BALDESSARI Irene	14:48	70	
7	Spain (ESP)					149
		98	CASPAR Beatriz	14:01		32
		103	TOBAL Estefanía	14:04		33
		104	TUR Atteneri	14:09		39
		99	FERNÁNDEZ Blanca	14:14		45
		97	CARRETERO Tania	14:28	56	
		101	PÉREZ María José	15:04	73	
8	Portugal (POR)					165
		416	FERREIRA Barbara	14:04		34
		415	CARVALHO Catarina	14:08		37
		420	SANTOS Debora	14:12		43
		418	GONÇALVES Catarina	14:20		51
		419	MARTINS Marta	14:40	62	
		417	GODINHO Susana	DNF		


Junior Women
Team Results

Rank	Nation	Bib	Name	Time	Pos	Points
9	Russia (RUS)					172
		462	FAZLITDINOVA Gulshat	13:03		4
		465	VORONKO Viktoriya	14:16		48
		461	CHINCHIKEYEVA Albina	14:30		59
		463	IVANOVA Victoria	14:32		61
		464	MIKHAYLOVA Anastasiya	14:41	65	
10	Ireland (IRL)					184
		286	MAGEEAN Ciara	13:16		7
		285	BEHAN Laura	14:10		40
		289	O'DONOGHUE Amy	14:41		66
		287	MCKENNA Fiona	14:49		71
		288	MITCHELL Emma	14:52	72	
11	France (FRA)					193
		159	FEDERSPIEL Eva	14:12		42
		155	BOUCANSAUD Anais	14:13		44
		156	CHEVILLARD Cecile	14:22		53
		160	GUILLEMIN Marion	14:23		54
		157	CLAEYSSENS Noemie	14:31	60	
		158	DIEMUNSCH Jade	14:46	67	

Weather conditions

Temperature: 18 °C Humidity: 68 % Conditions: Cloudy

INTERNET Service: www.european-athletics.org

Timing, Measurement and Data Service by  OMEGA

printed at SUN 12 DEC 2010 11:53


Page 2 of 2

Senior Men
Results

12 DEC 2010

Rank	Bib	Name	Nat	Date of Birth	Result	Time Behind
1	543	LEBID Serhiy	UKR	15 JUL 1975	29:15	
2	77	LAMDASSEM Ayad	ESP	11 OCT 1981	29:18	0:03
3	397	EL KALAI Youssef	POR	1 MAR 1981	29:19	0:04
4	141	MEFTAH Abdellatif	FRA	3 JAN 1982	29:21	0:06
5	137	AMDOUNI Mourad	FRA	21 JAN 1988	29:21	0:06
6	306	LALLI Andrea	ITA	20 MAY 1987	29:28	0:13
7	398	MBENGANI Eduard	POR	8 JAN 1985	29:29	0:14
8	402	SILVA Rui Pedro	POR	6 MAY 1981	29:32	0:17
9	75	ESPAÑA Jesús	ESP	21 AUG 1978	29:32	0:17
10	138	BENHARI Mokhtar	FRA	22 MAY 1974	29:34	0:19
11	450	RYBAKOV Yevgeniy	RUS	27 FEB 1985	29:35	0:20
12	226	ULICZKA Steffen	GER	17 JUL 1984	29:36	0:21
13	489	JOLY Stéphane	SUI	28 JUL 1983	29:39	0:24
14	139	EL HIMER Driss	FRA	4 APR 1974	29:41	0:26
15	176	HUMPHRIES Tom	GBR	24 SEP 1984	29:43	0:28
16	356	BUTTER Michel	NED	5 NOV 1985	29:43	0:28
17	401	SILVA Rui	POR	3 AUG 1977	29:44	0:29
18	178	NICHOLLS Phil	GBR	29 SEP 1983	29:46	0:31
19	79	SERRANO Ricardo	ESP	29 OCT 1980	29:49	0:34
20	303	DE NARD Gabriele	ITA	3 NOV 1974	29:50	0:35
21	267	SWEENEY Joseph	IRL	17 OCT 1985	29:51	0:36
22	488	BANDI Philipp	SUI	28 SEP 1977	29:51	0:36
23	61	MUNKHOLM Morten Toft	DEN	22 SEP 1985	29:55	0:40
24	140	MAYAUD Denis	FRA	22 APR 1986	29:55	0:40
25	133	UTRIAINEN Jussi	FIN	28 NOV 1978	29:57	0:42
26	448	REUNKOV Aleksey	RUS	28 JAN 1984	29:59	0:44
27	399	PIMENTEL Licínio	POR	12 APR 1977	30:00	0:45
28	78	LÓPEZ Francisco Javier	ESP	27 JUL 1983	30:07	0:52
29	177	MCLEOD Ryan	GBR	7 JUN 1985	30:08	0:53
30	447	CHAVKIN Nikolay	RUS	24 APR 1984	30:10	0:55
31	80	SOLIS David	ESP	22 DEC 1981	30:11	0:56
32	302	BUTTAZZO Gian Marco	ITA	23 AUG 1977	30:15	1:00
33	357	CHOUKOUK Khalid	NED	23 MAR 1986	30:19	1:04
34	368	BADHASO Dabaya	NOR	28 NOV 1982	30:21	1:06
35	264	KENNEALLY Mark	IRL	18 APR 1981	30:24	1:09
36	142	ZIOINI Badre Din	FRA	25 MAR 1976	30:25	1:10
37	175	DRAPER Mark	GBR	28 JUN 1984	30:26	1:11
38	304	FLORIANI Yuri	ITA	25 DEC 1981	30:27	1:12
39	449	RYBAKOV Anatoliy	RUS	27 FEB 1985	30:27	1:12
40	400	ROCHA José	POR	6 JUL 1976	30:30	1:15
41	76	GUERRA Javier	ESP	10 NOV 1983	30:37	1:22
42	261	CHRISTIE Mark	IRL	12 JAN 1985	30:39	1:24
43	132	RÄSÄNEN Matti	FIN	15 FEB 1983	30:42	1:27

INTERNET Service: www.european-athletics.org

Timing, Measurement and Data Service by  OMEGA

printed at SUN 12 DEC 2010 15:55

Page 1 of 2

Senior Men
Results

12 DEC 2010

Rank	Bib	Name	Nat	Date of Birth	Result	Time Behind
44	268	THORNTON Gary	IRL	29 JUL 1979	30:44	1:29
45	60	HANNIBAL Jakob	DEN	18 JAN 1981	30:46	1:31
46	339	FLOROSEKS Mareks	LAT	4 MAR 1986	30:47	1:32
47	520	BILGIC Fatih	TUR	1 JUN 1985	30:47	1:32
48	180	TICKNER Frank	GBR	12 OCT 1983	30:50	1:35
49	358	WASSINK Gert Jan	NED	18 DEC 1985	30:52	1:37
50	59	FAURSCHOU Jesper	DEN	1 JUL 1983	30:57	1:42
51	26	TOUIL Ayoub	BEL	12 AUG 1983	31:03	1:48
52	130	BOSTRÖM Mårten	FIN	3 AUG 1982	31:04	1:49
53	13	YEGHIKYAN Sevak	ARM	13 FEB 1986	31:13	1:58
54	25	BEKELE Atelaw Yeshetela	BEL	4 DEC 1987	31:17	2:02
55	308	SCAINI Stefano	ITA	4 MAY 1983	31:20	2:05
56	16	SCHMID Michael	AUT	13 FEB 1984	31:29	2:14
57	265	MULHARE Dan	IRL	2 SEP 1985	31:35	2:20
58	451	SHARIKOV Gleb	RUS	25 DEC 1987	31:36	2:21
59	474	KOSMAC Anton	SLO	14 DEC 1976	31:38	2:23
60	53	KOCOUREK Milan	CZE	6 DEC 1987	31:45	2:30
61	523	KARAYEL Bekir	TUR	10 MAY 1982	31:56	2:41
62	263	FARRELL Brian	IRL	30 SEP 1983	31:59	2:44
63	62	WOLTERS Benjamin	DEN	1 JAN 1982	32:07	2:52
64	131	HARJAMÄKI Joonas	FIN	30 MAY 1986	32:09	2:54
65	352	NOTHUM Vincent	LUX	26 APR 1978	32:45	3:30
66	122	TIEREPANNIKOV Sergei	EST	15 AUG 1983	33:02	3:47
67	338	EDGARS Bertuks	LAT	3 APR 1986	33:06	3:51
68	54	KREISINGER Jan	CZE	16 SEP 1984	33:32	4:17
69	521	CEYLAN Yasin	TUR	1 JAN 1984	33:44	4:29
70	340	ARSENIKOV Janis	LAT	24 MAY 1983	33:58	4:43
71	337	RUMBENIEKS Arnis	LAT	4 APR 1988	35:16	6:01
	473	KOBE Primoz	SLO	23 MAY 1981	DNF	
	305	LA ROSA Stefano	ITA	22 SEP 1985	DNF	
	181	VERNON Andy	GBR	7 JAN 1986	DNF	
	522	GIRMALEGESE Mert	TUR	30 NOV 1987	DNS	

Intermediate times:	1870m	5:21	13	YEGHIKYAN Sevak (ARM)
	3470m	10:07	141	MEFTAH Abdellatif (FRA)
	5070m	15:01	306	LALLI Andrea (ITA)
	6670m	19:49	141	MEFTAH Abdellatif (FRA)
	8270m	24:38	137	AMDOUNI Mourad (FRA)


Weather conditions

Temperature: 19 °C Humidity: 65 % Conditions: Mostly clo udy

Legend

DNF Did not Finish DNS Did not Start

INTERNET Service: www.european-athletics.org


Timing, Measurement and Data Service by  OMEGA

Senior Men
Detailed Results

12 DEC 2010

Rank	Bib	Name	Nat	Date of Birth	Result	Time Behind					
							1870m	3470m	5070m	6670m	8270m
1	543	LEBID Serhiy	UKR	15 JUL 1975	29:15						
						5:21 (8)	10:07 (4)	15:01 (6)	19:50 (5)	24:40 (7)	4:35
							4:46	4:54	4:49	4:50	
2	77	LAMDASSEM Ayad	ESP	11 OCT 1981	29:18	0:03					
						5:21 (3)	10:07 (7)	15:01 (5)	19:49 (4)	24:38 (2)	4:40
							4:46	4:54	4:48	4:49	
3	397	EL KALAI Youssef	POR	1 MAR 1981	29:19	0:04					
						5:21 (7)	10:07 (6)	15:02 (8)	19:50 (6)	24:38 (4)	4:41
							4:46	4:55	4:48	4:48	
4	141	MEFTAH Abdellatif	FRA	3 JAN 1982	29:21	0:06					
						5:21 (9)	10:07 (1)	15:01 (3)	19:49 (1)	24:38 (5)	4:43
							4:46	4:54	4:48	4:49	
5	137	AMDOUNI Mourad	FRA	21 JAN 1988	29:21	0:06					
						5:21 (9)	10:07 (3)	15:01 (2)	19:49 (3)	24:38 (1)	4:43
							4:46	4:54	4:48	4:49	
6	306	LALLI Andrea	ITA	20 MAY 1987	29:28	0:13					
						5:21 (13)	10:07 (5)	15:01 (1)	19:51 (9)	24:40 (8)	4:48
							4:46	4:54	4:50	4:49	
7	398	MBENGANI Eduard	POR	8 JAN 1985	29:29	0:14					
						5:21 (6)	10:07 (9)	15:02 (11)	19:50 (7)	24:39 (6)	4:50
							4:46	4:55	4:48	4:49	
8	402	SILVA Rui Pedro	POR	6 MAY 1981	29:32	0:17					
						5:21 (11)	10:07 (2)	15:01 (4)	19:49 (2)	24:38 (3)	4:54
							4:46	4:54	4:48	4:49	
9	75	ESPAÑA Jesús	ESP	21 AUG 1978	29:32	0:17					
						5:23 (30)	10:09 (20)	15:02 (7)	19:52 (10)	24:43 (11)	4:49
							4:46	4:53	4:50	4:51	
10	138	BENHARI Mokhtar	FRA	22 MAY 1974	29:34	0:19					
						5:24 (31)	10:09 (25)	15:03 (21)	19:52 (11)	24:43 (10)	4:51
							4:45	4:54	4:49	4:51	
11	450	RYBAKOV Yevgeniy	RUS	27 FEB 1985	29:35	0:20					
						5:28 (48)	10:16 (39)	15:07 (31)	19:58 (18)	24:56 (19)	4:39
							4:48	4:51	4:51	4:58	
12	226	ULICZKA Steffen	GER	17 JUL 1984	29:36	0:21					
						5:23 (27)	10:08 (14)	15:02 (13)	19:55 (13)	24:52 (16)	4:44
							4:45	4:54	4:53	4:57	
13	489	JOLY Stéphane	SUI	28 JUL 1983	29:39	0:24					
						5:21 (4)	10:07 (13)	15:02 (12)	19:54 (12)	24:51 (15)	4:48
							4:46	4:55	4:52	4:57	
14	139	EL HIMER Driss	FRA	4 APR 1974	29:41	0:26					
						5:22 (21)	10:07 (10)	15:02 (9)	19:51 (8)	24:42 (9)	4:59
							4:45	4:55	4:49	4:51	
15	176	HUMPHRIES Tom	GBR	24 SEP 1984	29:43	0:28					
						5:22 (16)	10:07 (8)	15:02 (15)	19:55 (14)	24:48 (12)	4:55
							4:45	4:55	4:53	4:53	
16	356	BUTTER Michel	NED	5 NOV 1985	29:43	0:28					
						5:29 (56)	10:19 (45)	15:08 (33)	19:59 (21)	24:51 (14)	4:52
							4:50	4:49	4:51	4:52	

INTERNET Service: www.european-athletics.org

Timing, Measurement and Data Service by  OMEGA

printed at SUN 12 DEC 2010 15:55


Page 1 of 5

Senior Men
Detailed Results

12 DEC 2010

Rank	Bib	Name	Nat	Date of Birth	Result	Time Behind					
							1870m	3470m	5070m	6670m	8270m
17	401	SILVA Rui	POR	3 AUG 1977	29:44	0:29					
							5:23 (24)	10:08 (17)	15:04 (24)	20:02 (25)	24:57 (20)
							4:45	4:56	4:58	4:55	4:47
18	178	NICHOLLS Phil	GBR	29 SEP 1983	29:46	0:31					
							5:24 (33)	10:11 (27)	15:03 (18)	19:55 (15)	24:51 (13)
							4:47	4:52	4:52	4:56	4:55
19	79	SERRANO Ricardo	ESP	29 OCT 1980	29:49	0:34					
							5:28 (49)	10:15 (34)	15:05 (28)	19:58 (19)	24:53 (17)
							4:47	4:50	4:53	4:55	4:56
20	303	DE NARD Gabriele	ITA	3 NOV 1974	29:50	0:35					
							5:27 (44)	10:16 (36)	15:07 (30)	20:00 (22)	24:55 (18)
							4:49	4:51	4:53	4:55	4:55
21	267	SWEENEY Joseph	IRL	17 OCT 1985	29:51	0:36					
							5:22 (18)	10:07 (11)	15:03 (16)	19:58 (17)	25:00 (22)
							4:45	4:56	4:55	5:02	4:51
22	488	BANDI Philipp	SUI	28 SEP 1977	29:51	0:36					
							5:26 (40)	10:16 (38)	15:11 (37)	20:06 (29)	25:03 (27)
							4:50	4:55	4:55	4:57	4:48
23	61	MUNKHOLM Morten Toft	DEN	22 SEP 1985	29:55	0:40					
							5:25 (35)	10:16 (35)	15:10 (34)	20:06 (31)	25:02 (26)
							4:51	4:54	4:56	4:56	4:53
24	140	MAYAUD Denis	FRA	22 APR 1986	29:55	0:40					
							5:21 (12)	10:07 (12)	15:02 (10)	19:56 (16)	24:58 (21)
							4:46	4:55	4:54	5:02	4:57
25	133	UTRIAINEN Jussi	FIN	28 NOV 1978	29:57	0:42					
							5:21 (2)	10:09 (21)	15:03 (20)	20:00 (23)	25:01 (24)
							4:48	4:54	4:57	5:01	4:56
26	448	REUNKOV Aleksey	RUS	28 JAN 1984	29:59	0:44					
							5:27 (45)	10:16 (41)	15:05 (26)	19:59 (20)	25:00 (23)
							4:49	4:49	4:54	5:01	4:59
27	399	PIMENTEL Licínio	POR	12 APR 1977	30:00	0:45					
							5:23 (26)	10:11 (28)	15:05 (25)	20:06 (30)	25:01 (25)
							4:48	4:54	5:01	4:55	4:59
28	78	LÓPEZ Francisco Javier	ESP	27 JUL 1983	30:07	0:52					
							5:23 (29)	10:08 (19)	15:03 (17)	20:00 (24)	25:06 (28)
							4:45	4:55	4:57	5:06	5:01
29	177	MCLEOD Ryan	GBR	7 JUN 1985	30:08	0:53					
							5:22 (19)	10:09 (22)	15:04 (22)	20:04 (27)	25:07 (29)
							4:47	4:55	5:00	5:03	5:01
30	447	CHAVKIN Nikolay	RUS	24 APR 1984	30:10	0:55					
							5:28 (50)	10:20 (48)	15:18 (45)	20:11 (34)	25:08 (30)
							4:52	4:58	4:53	4:57	5:02
31	80	SOLIS David	ESP	22 DEC 1981	30:11	0:56					
							5:28 (51)	10:20 (50)	15:16 (41)	20:14 (36)	25:11 (33)
							4:52	4:56	4:58	4:57	5:00
32	302	BUTTAZZO Gian Marco	ITA	23 AUG 1977	30:15	1:00					
							5:28 (46)	10:16 (42)	15:10 (35)	20:09 (33)	25:10 (31)
							4:48	4:54	4:59	5:01	5:05

INTERNET Service: www.european-athletics.org

Timing, Measurement and Data Service by  OMEGA

printed at SUN 12 DEC 2010 15:55


Page 2 of 5

Senior Men Detailed Results

12 DEC 2010

Rank	Bib	Name	Nat	Date of Birth	Result	Time Behind						
							1870m	3470m	5070m	6670m	8270m	
33	357	CHOUKOU Khalid	NED	23 MAR 1986	30:19	1:04						
							5:23 (25)	10:08 (16) 4:45	15:05 (27) 4:57	20:05 (28) 5:00	25:11 (32) 5:06	5:08
34	368	BADHASO Dabaya	NOR	28 NOV 1982	30:21	1:06						
							5:26 (42)	10:14 (32) 4:48	15:06 (29) 4:52	20:09 (32) 5:03	25:14 (34) 5:05	5:07
35	264	KENNEALLY Mark	IRL	18 APR 1981	30:24	1:09						
							5:22 (23)	10:11 (29) 4:49	15:10 (36) 4:59	20:14 (37) 5:04	25:19 (35) 5:05	5:05
36	142	ZIOINI Badre Din	FRA	25 MAR 1976	30:25	1:10						
							5:25 (34)	10:13 (31) 4:48	15:16 (40) 5:03	20:24 (42) 5:08	25:30 (41) 5:06	4:55
37	175	DRAPER Mark	GBR	28 JUN 1984	30:26	1:11						
							5:22 (17)	10:09 (23) 4:47	15:04 (23) 4:55	20:03 (26) 4:59	25:24 (38) 5:21	5:02
38	304	FLORIANI Yuri	ITA	25 DEC 1981	30:27	1:12						
							5:30 (59)	10:18 (44) 4:48	15:14 (38) 4:56	20:22 (40) 5:08	25:29 (39) 5:07	4:58
39	449	RYBAKOV Anatoliy	RUS	27 FEB 1985	30:27	1:12						
							5:29 (57)	10:19 (46) 4:50	15:17 (43) 4:58	20:24 (41) 5:07	25:29 (40) 5:05	4:58
40	400	ROCHA José	POR	6 JUL 1976	30:30	1:15						
							5:22 (22)	10:10 (26) 4:48	15:08 (32) 4:58	20:14 (38) 5:06	25:23 (36) 5:09	5:07
41	76	GUERRA Javier	ESP	10 NOV 1983	30:37	1:22						
							5:22 (20)	10:08 (15) 4:46	15:03 (19) 4:55	20:11 (35) 5:08	25:23 (37) 5:12	5:14
42	261	CHRISTIE Mark	IRL	12 JAN 1985	30:39	1:24						
							5:24 (32)	10:15 (33) 4:51	15:18 (44) 5:03	20:28 (45) 5:10	25:40 (44) 5:12	4:59
43	132	RÄSÄNEN Matti	FIN	15 FEB 1983	30:42	1:27						
							5:29 (53)	10:24 (54) 4:55	15:25 (50) 5:01	20:30 (46) 5:05	25:38 (43) 5:08	5:04
44	268	THORNTON Gary	IRL	29 JUL 1979	30:44	1:29						
							5:23 (28)	10:16 (40) 4:53	15:19 (46) 5:03	20:24 (44) 5:05	25:33 (42) 5:09	5:11
45	60	HANNIBAL Jakob	DEN	18 JAN 1981	30:46	1:31						
							5:32 (66)	10:29 (61) 4:57	15:34 (56) 5:05	20:41 (53) 5:07	25:47 (49) 5:06	4:59
46	339	FLOROSEKS Mareks	LAT	4 MAR 1986	30:47	1:32						
							5:27 (43)	10:23 (53) 4:56	15:25 (52) 5:02	20:34 (50) 5:09	25:47 (48) 5:13	5:00
47	520	BILGIC Fatih	TUR	1 JUN 1985	30:47	1:32						
							5:22 (14)	10:13 (30) 4:51	15:23 (49) 5:10	20:34 (49) 5:11	25:40 (45) 5:06	5:07
48	180	TICKNER Frank	GBR	12 OCT 1983	30:50	1:35						
							5:25 (36)	10:19 (47) 4:54	15:25 (51) 5:06	20:34 (48) 5:09	25:43 (47) 5:09	5:07

INTERNET Service: www.european-athletics.org

Timing, Measurement and Data Service by  OMEGA

printed at SUN 12 DEC 2010 15:55


Page 3 of 5

Senior Men Detailed Results

12 DEC 2010

Rank	Bib	Name	Nat	Date of Birth	Result	Time Behind						
							1870m	3470m	5070m	6670m	8270m	
49	358	WASSINK Gert Jan	NED	18 DEC 1985	30:52	1:37						
							5:28 (47)	10:20 (49) 4:52	15:19 (47) 4:59	20:24 (43) 5:05	25:42 (46) 5:18	5:10
50	59	FAURSCHOU Jesper	DEN	1 JUL 1983	30:57	1:42						
							5:31 (63)	10:28 (58) 4:57	15:31 (54) 5:03	20:39 (52) 5:08	25:50 (50) 5:11	5:07
51	26	TOUIL Ayoub	BEL	12 AUG 1983	31:03	1:48						
							5:30 (58)	10:27 (56) 4:57	15:31 (55) 5:04	20:46 (55) 5:15	25:57 (53) 5:11	5:06
52	130	BOSTRÖM Mårten	FIN	3 AUG 1982	31:04	1:49						
							5:29 (54)	10:27 (57) 4:58	15:35 (57) 5:08	20:44 (54) 5:09	25:57 (52) 5:13	5:07
53	13	YEGHIKYAN Sevak	ARM	13 FEB 1986	31:13	1:58						
							5:21 (1)	10:26 (55) 5:05	15:36 (59) 5:10	20:47 (56) 5:11	25:58 (54) 5:11	5:15
54	25	BEKELE Atelaw Yeshetela	BEL	4 DEC 1987	31:17	2:02						
							5:21 (5)	10:09 (24) 4:48	15:14 (39) 5:05	20:32 (47) 5:18	25:53 (51) 5:21	5:24
55	308	SCAINI Stefano	ITA	4 MAY 1983	31:20	2:05						
							5:26 (38)	10:22 (52) 4:56	15:30 (53) 5:08	20:50 (57) 5:20	26:06 (56) 5:16	5:14
56	16	SCHMID Michael	AUT	13 FEB 1984	31:29	2:14						
							5:26 (41)	10:20 (51) 4:54	15:36 (58) 5:16	20:57 (59) 5:21	26:16 (57) 5:19	5:13
57	265	MULHARE Dan	IRL	2 SEP 1985	31:35	2:20						
							5:25 (37)	10:17 (43) 4:52	15:21 (48) 5:04	20:39 (51) 5:18	26:03 (55) 5:24	5:32
58	451	SHARIKOV Gleb	RUS	25 DEC 1987	31:36	2:21						
							5:37 (68)	10:49 (67) 5:12	16:03 (66) 5:14	21:19 (65) 5:16	26:27 (60) 5:08	5:09
59	474	KOSMAC Anton	SLO	14 DEC 1976	31:38	2:23						
							5:32 (65)	10:29 (62) 4:57	15:42 (61) 5:13	20:57 (60) 5:15	26:16 (58) 5:19	5:22
60	53	KOCOUREK Milan	CZE	6 DEC 1987	31:45	2:30						
							5:30 (60)	10:28 (59) 4:58	15:39 (60) 5:11	20:57 (58) 5:18	26:18 (59) 5:21	5:27
61	523	KARAYEL Bekir	TUR	10 MAY 1982	31:56	2:41						
							5:28 (52)	10:28 (60) 5:00	15:45 (63) 5:17	21:15 (62) 5:30	26:34 (62) 5:19	5:22
62	263	FARRELL Brian	IRL	30 SEP 1983	31:59	2:44						
							5:29 (55)	10:31 (63) 5:02	15:45 (62) 5:14	21:12 (61) 5:27	26:40 (63) 5:28	5:19
63	62	WOLTERS Benjamin	DEN	1 JAN 1982	32:07	2:52						
							5:40 (70)	10:49 (68) 5:09	16:04 (67) 5:15	21:26 (66) 5:22	26:47 (65) 5:21	5:20
64	131	HARJAMÄKI Joonas	FIN	30 MAY 1986	32:09	2:54						
							5:32 (64)	10:32 (65) 5:00	15:50 (64) 5:18	21:16 (63) 5:26	26:46 (64) 5:30	5:23

INTERNET Service: www.european-athletics.org

Timing, Measurement and Data Service by  OMEGA

printed at SUN 12 DEC 2010 15:55

Page 4 of 5

Senior Men Detailed Results

12 DEC 2010

Rank	Bib	Name	Nat	Date of Birth	Result	Time Behind						
							1870m	3470m	5070m	6670m	8270m	
65	352	NOTHUM Vincent	LUX	26 APR 1978	32:45	3:30						
							5:43 (71)	11:00 (69) 5:17	16:22 (69) 5:22	21:50 (68) 5:28	27:17 (66) 5:27	5:28
66	122	TIEREPANNIKOV Sergei	EST	15 AUG 1983	33:02	3:47						
							5:34 (67)	10:46 (66) 5:12	16:06 (68) 5:20	21:45 (67) 5:39	27:19 (67) 5:34	5:43
67	338	EDGARS Bertuks	LAT	3 APR 1986	33:06	3:51						
							5:46 (72)	11:06 (72) 5:20	16:32 (70) 5:26	22:06 (69) 5:34	27:39 (68) 5:33	5:27
68	54	KREISINGER Jan	CZE	16 SEP 1984	33:32	4:17						
							5:39 (69)	11:03 (70) 5:24	16:38 (71) 5:35	22:18 (70) 5:40	27:53 (69) 5:35	5:39
69	521	CEYLAN Yasin	TUR	1 JAN 1984	33:44	4:29						
							5:31 (61)	11:05 (71) 5:34	16:44 (72) 5:39	22:19 (71) 5:35	28:03 (70) 5:44	5:41
70	340	ARSENIKOV Janis	LAT	24 MAY 1983	33:58	4:43						
							5:50 (73)	11:16 (73) 5:26	16:51 (73) 5:35	22:38 (72) 5:47	28:17 (71) 5:39	5:41
71	337	RUMBENIEKS Arnis	LAT	4 APR 1988	35:16	6:01						
							5:56 (74)	11:38 (74) 5:42	17:32 (74) 5:54	23:32 (73) 6:00	29:25 (72) 5:53	5:51
473		KOBE Primoz	SLO	23 MAY 1981	DNF							
							5:31 (62)	10:31 (64) 5:00	15:51 (65) 5:20	21:16 (64) 5:25		
305		LA ROSA Stefano	ITA	22 SEP 1985	DNF							
							5:26 (39)	10:16 (37) 4:50	15:17 (42) 5:01	20:20 (39) 5:03	26:28 (61) 6:08	
181		VERNON Andy	GBR	7 JAN 1986	DNF							
							5:22 (15)	10:08 (18) 4:46	15:02 (14) 4:54			
522		GIRMALEGESE Mert	TUR	30 NOV 1987	DNS							

Intermediate times:	1870m	5:21	13	YEGHIKYAN Sevak (ARM)
	3470m	10:07	141	MEFTAH Abdellatif (FRA)
	5070m	15:01	306	LALLI Andrea (ITA)
	6670m	19:49	141	MEFTAH Abdellatif (FRA)
	8270m	24:38	137	AMDOUNI Mourad (FRA)

Weather conditions			
Temperature:	19 °C	Humidity:	65 %
Conditions:	Mostly clo udy		

Legend	
DNF	Did not Finish
DNS	Did not Start

INTERNET Service: www.european-athletics.org

Timing, Measurement and Data Service by OMEGA

printed at SUN 12 DEC 2010 15:55

Page 5 of 5

Senior Men
Team Results

Rank	Nation	Bib	Name	Time	Pos	Points
1	France (FRA)					33
		141	MEFTAH Abdellatif	29:21		4
		137	AMDOUNI Mourad	29:21		5
		138	BENHARI Mokhtar	29:34		10
		139	EL HIMER Driss	29:41		14
		140	MAYAUD Denis	29:55	24	
		142	ZIOINI Badre Din	30:25	36	
2	Portugal (POR)					35
		397	EL KALAI Youssef	29:19		3
		398	MBENGANI Eduard	29:29		7
		402	SILVA Rui Pedro	29:32		8
		401	SILVA Rui	29:44		17
		399	PIMENTEL Licínio	30:00	27	
		400	ROCHA José	30:30	40	
3	Spain (ESP)					58
		77	LAMDASSEM Ayad	29:18		2
		75	ESPAÑA Jesús	29:32		9
		79	SERRANO Ricardo	29:49		19
		78	LÓPEZ Francisco Javier	30:07		28
		80	SOLIS David	30:11	31	
		76	GUERRA Javier	30:37	41	
4	Italy (ITA)					96
		306	LALLI Andrea	29:28		6
		303	DE NARD Gabriele	29:50		20
		302	BUTTAZZO Gian Marco	30:15		32
		304	FLORIANI Yuri	30:27		38
		308	SCAINI Stefano	31:20	55	
		305	LA ROSA Stefano	DNF		
5	Great Britain & NI (GBR)					99
		176	HUMPHRIES Tom	29:43		15
		178	NICHOLLS Phil	29:46		18
		177	MCLEOD Ryan	30:08		29
		175	DRAPER Mark	30:26		37
		180	TICKNER Frank	30:50	48	
		181	VERNON Andy	DNF		
6	Russia (RUS)					106
		450	RYBAKOV Yevgeniy	29:35		11
		448	REUNKOV Aleksey	29:59		26
		447	CHAVKIN Nikolay	30:10		30
		449	RYBAKOV Anatoliy	30:27		39
		451	SHARIKOV Gleb	31:36	58	
7	Ireland (IRL)					142
		267	SWEENEY Joseph	29:51		21
		264	KENNEALLY Mark	30:24		35
		261	CHRISTIE Mark	30:39		42
		268	THORNTON Gary	30:44		44
		265	MULHARE Dan	31:35	57	
		263	FARRELL Brian	31:59	62	
8	Denmark (DEN)					181
		61	MUNKHOLM Morten Toft	29:55		23
		60	HANNIBAL Jakob	30:46		45
		59	FAURSCHOU Jesper	30:57		50
		62	WOLTERS Benjamin	32:07		63


Senior Men
Team Results

Rank	Nation	Bib	Name	Time	Pos	Points
9	Finland (FIN)					184
		133	UTRIAINEN Jussi	29:57		25
		132	RÄSÄNEN Matti	30:42		43
		130	BOSTRÖM Mårten	31:04		52
		131	HARJAMÄKI Joonas	32:09		64
10	Latvia (LAT)					254
		339	FLOROSEKS Mareks	30:47		46
		338	EDGARS Bertuks	33:06		67
		340	ARSENIKOVS Janis	33:58		70
		337	RUMBENIEKS Arnis	35:16		71

Weather conditions

Temperature: 19 °C Humidity: 65 % Conditions: Mostly clo udy

INTERNET Service: www.european-athletics.org

Timing, Measurement and Data Service by  OMEGA

printed at SUN 12 DEC 2010 15:56


Page 2 of 2

Senior Women
Results

12 DEC 2010

Rank	Bib	Name	Nat	Date of Birth	Result	Time Behind
1	403	AUGUSTO Jessica	POR	8 NOV 1981	26:52	
2	525	USLU Binnaz	TUR	12 MAR 1985	26:57	0:05
3	406	FÉLIX Dulce	POR	23 OCT 1982	26:59	0:07
4	269	BRITTON Fionnuala	IRL	24 SEP 1984	26:59	0:07
5	544	HOLOVCHENKO Tetyana	UKR	13 FEB 1980	27:04	0:12
6	404	BARROS Marisa	POR	25 FEB 1980	27:06	0:14
7	184	DEAN Harriet	GBR	2 FEB 1982	27:08	0:16
8	81	AGUILAR Alessandra	ESP	1 JUL 1978	27:09	0:17
9	407	MOREIRA Sara	POR	17 OCT 1985	27:26	0:34
10	405	DIAS Ana	POR	15 JAN 1974	27:27	0:35
11	144	KLILECH-FAUVEL Fatiha	FRA	1 FEB 1975	27:27	0:35
12	63	MØLLER Maria Sig	DEN	10 OCT 1983	27:31	0:39
13	143	BARDELLE Christine	FRA	16 AUG 1974	27:36	0:44
14	83	MARTÍN Diana	ESP	1 APR 1981	27:46	0:54
15	455	SERGEYEVA Irina	RUS	25 DEC 1987	27:50	0:58
16	82	FERNÁNDEZ Nuria	ESP	16 AUG 1976	27:52	1:00
17	183	DAMEN Louise	GBR	12 OCT 1982	27:52	1:00
18	29	VANDEN BEMPT Sigrid	BEL	10 FEB 1981	27:55	1:03
19	28	SCHENKEL Sandra	BEL	20 AUG 1986	27:56	1:04
20	187	TWELL Stephanie	GBR	17 AUG 1989	27:57	1:05
21	182	CLITHEROE Helen	GBR	2 JAN 1974	28:02	1:10
22	454	GRECHISHNIKOVA Yelizaveta	RUS	12 DEC 1983	28:06	1:14
23	369	MELKEVIK Kirsten Marathon	NOR	29 MAY 1970	28:08	1:16
24	148	PELLEN Maryline	FRA	6 AUG 1981	28:15	1:23
25	453	GOLOVKINA Olga	RUS	17 DEC 1986	28:21	1:29
26	27	LUXEM Xenia	BEL	5 SEP 1982	28:24	1:32
27	186	STEEL Gemma	GBR	12 NOV 1985	28:25	1:33
28	189	YELLING-HIGHAM Hayley	GBR	3 JAN 1974	28:25	1:33
29	310	COSTANZA Valentina	ITA	27 FEB 1987	28:28	1:36
30	227	POHL Veronica	GER	10 JUL 1985	28:35	1:43
31	145	MEZEGHRANE Samira	FRA	29 DEC 1979	28:41	1:49
32	408	ROSA Anália	POR	28 FEB 1976	28:42	1:50
33	311	QUAGLIA Emma	ITA	15 AUG 1980	28:46	1:54
34	86	PELAYO Irene	ESP	16 FEB 1980	28:47	1:55
35	273	LEE Elizabeth	IRL	22 MAY 1980	28:48	1:56
36	502	BERESOVA Katarína	SVK	10 OCT 1987	28:51	1:59
37	84	MARTÍN Jacqueline	ESP	14 APR 1974	29:02	2:10
38	147	PASQUIER Karine	FRA	8 NOV 1977	29:05	2:13
39	452	BELYAKOVA Oksana	RUS	9 SEP 1975	29:09	2:17
40	123	PATJUK Jekaterina	EST	6 APR 1983	29:17	2:25
41	88	RODRÍGUEZ Natalia	ESP	2 JUN 1979	29:19	2:27
42	309	BELOTTI Valentina	ITA	14 APR 1980	29:27	2:35
43	312	TSCHURTSCHENTHALER Agnes	ITA	12 JAN 1982	29:48	2:56

INTERNET Service: www.european-athletics.org

Timing, Measurement and Data Service by  OMEGA

printed at SUN 12 DEC 2010 14:52

Page 1 of 2

Senior Women
Results

12 DEC 2010

Rank	Bib	Name	Nat	Date of Birth	Result	Time Behind
44	146	NAVEZ Claire	FRA	6 OCT 1987	30:06	3:14
45	490	WINKLER Tamara	SUI	7 JAN 1980	30:18	3:26
46	275	O'DOHERTY Siobhan	IRL	14 NOV 1984	30:55	4:03
47	271	HARTY Kerry	IRL	15 JUL 1981	31:21	4:29
	359	HERZOG Adrienne	NED	30 SEP 1985	DNF	
	274	MURPHY Hazel	IRL	25 JUN 1984	DNF	

Intermediate times:

770m	2:18	81	AGUILAR Alessandra (ESP)
1270m	3:52	81	AGUILAR Alessandra (ESP)
1770m	5:25	403	AUGUSTO Jessica (POR)
3370m	10:35	403	AUGUSTO Jessica (POR)
4970m	15:53	403	AUGUSTO Jessica (POR)
6570m	21:22	403	AUGUSTO Jessica (POR)


Weather conditions

Temperature: 19 °C Humidity: 65 % Conditions: Mostly clo udy

Legend

DNF Did not Finish

INTERNET Service: www.european-athletics.org

Timing, Measurement and Data Service by  OMEGA

printed at SUN 12 DEC 2010 14:52


Page 2 of 2

Senior Women Detailed Results

12 DEC 2010

Rank	Bib	Name	Nat	Date of Birth	Result	Time Behind										
							770m	1270m	1770m	3370m	4970m	6570m				
1	403	AUGUSTO Jessica	POR	8 NOV 1981	26:52											
						2:18 (2)	3:52 (2)	5:25 (1)	10:35 (1)	15:53 (1)	21:22 (1)	5:30				
2	525	USLU Binnaz	TUR	12 MAR 1985	26:57	0:05										
						2:19 (10)	3:53 (9)	5:26 (9)	10:44 (8)	16:07 (4)	21:33 (3)	5:24				
3	406	FÉLIX Dulce	POR	23 OCT 1982	26:59	0:07										
						2:19 (5)	3:53 (6)	5:26 (5)	10:43 (7)	16:07 (5)	21:30 (2)	5:29				
4	269	BRITTON Fionnuala	IRL	24 SEP 1984	26:59	0:07										
						2:19 (8)	3:53 (8)	5:26 (7)	10:39 (3)	16:04 (3)	21:34 (4)	5:25				
5	544	HOLOVCHENKO Tetyana	UKR	13 FEB 1980	27:04	0:12										
						2:19 (6)	3:53 (4)	5:26 (8)	10:40 (4)	16:07 (6)	21:41 (7)	5:23				
6	404	BARROS Marisa	POR	25 FEB 1980	27:06	0:14										
						2:19 (7)	3:53 (7)	5:26 (6)	10:40 (5)	16:07 (7)	21:37 (5)	5:29				
7	184	DEAN Harriet	GBR	2 FEB 1982	27:08	0:16										
						2:24 (45)	4:00 (41)	5:35 (34)	10:56 (15)	16:16 (9)	21:44 (8)	5:24				
8	81	AGUILAR Alessandra	ESP	1 JUL 1978	27:09	0:17										
						2:18 (1)	3:52 (1)	5:25 (2)	10:36 (2)	16:04 (2)	21:37 (6)	5:32				
9	407	MOREIRA Sara	POR	17 OCT 1985	27:26	0:34										
						2:18 (4)	3:53 (5)	5:26 (4)	10:40 (6)	16:08 (8)	21:45 (9)	5:41				
10	405	DIAS Ana	POR	15 JAN 1974	27:27	0:35										
						2:21 (22)	3:55 (14)	5:27 (11)	10:47 (11)	16:18 (11)	21:53 (11)	5:34				
11	144	KLILECH-FAUVEL Fatiha	FRA	1 FEB 1975	27:27	0:35										
						2:21 (23)	3:56 (20)	5:31 (18)	10:49 (13)	16:18 (10)	21:52 (10)	5:35				
12	63	MØLLER Maria Sig	DEN	10 OCT 1983	27:31	0:39										
						2:23 (42)	3:58 (36)	5:35 (32)	10:58 (22)	16:26 (15)	21:59 (12)	5:32				
13	143	BARDELLE Christine	FRA	16 AUG 1974	27:36	0:44										
						2:19 (13)	3:54 (12)	5:29 (13)	10:56 (18)	16:27 (16)	22:01 (13)	5:35				
14	83	MARTÍN Diana	ESP	1 APR 1981	27:46	0:54										
						2:21 (28)	3:57 (29)	5:32 (22)	10:55 (14)	16:28 (17)	22:03 (14)	5:43				
15	455	SERGEYEVA Irina	RUS	25 DEC 1987	27:50	0:58										
						2:18 (3)	3:52 (3)	5:26 (3)	10:47 (10)	16:24 (14)	22:09 (17)	5:41				
16	82	FERNÁNDEZ Nuria	ESP	16 AUG 1976	27:52	1:00										
						2:20 (15)	3:54 (11)	5:27 (10)	10:48 (12)	16:24 (13)	22:08 (16)	5:44				

INTERNET Service: www.european-athletics.org

Timing, Measurement and Data Service by  OMEGA

printed at SUN 12 DEC 2010 14:53


Page 1 of 4

Senior Women Detailed Results

12 DEC 2010

Rank	Bib	Name	Nat	Date of Birth	Result	Time Behind							
							770m	1270m	1770m	3370m	4970m	6570m	
17	183	DAMEN Louise	GBR	12 OCT 1982	27:52	1:00							
							2:23 (43)	3:58 (33)	5:34 (25)	10:56 (17)	16:28 (18)	22:12 (18)	5:40
							1:35	1:36	5:22	5:32	5:44		
18	29	VANDEN BEMPT Sigrid	BEL	10 FEB 1981	27:55	1:03							
							2:20 (18)	3:57 (28)	5:36 (39)	11:09 (32)	16:46 (27)	22:25 (21)	5:30
							1:37	1:39	5:33	5:37	5:39		
19	28	SCHENKEL Sandra	BEL	20 AUG 1986	27:56	1:04							
							2:19 (12)	3:55 (17)	5:31 (20)	10:57 (20)	16:34 (19)	22:20 (19)	5:36
							1:36	1:36	5:26	5:37	5:46		
20	187	TWELL Stephanie	GBR	17 AUG 1989	27:57	1:05							
							2:22 (33)	3:56 (21)	5:30 (16)	10:46 (9)	16:21 (12)	22:08 (15)	5:49
							1:34	1:34	5:16	5:35	5:47		
21	182	CLITHEROE Helen	GBR	2 JAN 1974	28:02	1:10							
							2:20 (17)	3:55 (16)	5:30 (14)	10:56 (19)	16:36 (20)	22:20 (20)	5:42
							1:35	1:35	5:26	5:40	5:44		
22	454	GRECHISHNIKOVA Yelizaveta	RUS	12 DEC 1983	28:06	1:14							
							2:19 (9)	3:55 (15)	5:31 (17)	11:03 (25)	16:44 (23)	22:26 (22)	5:40
							1:36	1:36	5:32	5:41	5:42		
23	369	MELKEVIK Kirsten Marathon	NOR	29 MAY 1970	28:08	1:16							
							2:22 (36)	3:58 (34)	5:35 (35)	11:03 (24)	16:43 (22)	22:27 (23)	5:41
							1:36	1:37	5:28	5:40	5:44		
24	148	PELLEN Maryline	FRA	6 AUG 1981	28:15	1:23							
							2:20 (16)	3:57 (25)	5:34 (28)	11:09 (31)	16:51 (29)	22:36 (26)	5:39
							1:37	1:37	5:35	5:42	5:45		
25	453	GOLOVKINA Olga	RUS	17 DEC 1986	28:21	1:29							
							2:22 (34)	3:59 (37)	5:35 (31)	11:04 (26)	16:44 (24)	22:30 (24)	5:51
							1:37	1:36	5:29	5:40	5:46		
26	27	LUXEM Xenia	BEL	5 SEP 1982	28:24	1:32							
							2:20 (14)	3:54 (13)	5:31 (19)	11:08 (30)	16:54 (31)	22:39 (28)	5:45
							1:34	1:37	5:37	5:46	5:45		
27	186	STEEL Gemma	GBR	12 NOV 1985	28:25	1:33							
							2:23 (38)	3:58 (35)	5:35 (33)	11:06 (27)	16:49 (28)	22:37 (27)	5:48
							1:35	1:37	5:31	5:43	5:48		
28	189	YELLING-HIGHAM Hayley	GBR	3 JAN 1974	28:25	1:33							
							2:21 (25)	3:57 (27)	5:34 (24)	10:57 (21)	16:39 (21)	22:31 (25)	5:54
							1:36	1:37	5:23	5:42	5:52		
29	310	COSTANZA Valentina	ITA	27 FEB 1987	28:28	1:36							
							2:21 (24)	3:57 (26)	5:34 (29)	11:07 (28)	16:52 (30)	22:43 (29)	5:45
							1:36	1:37	5:33	5:45	5:51		
30	227	POHL Veronica	GER	10 JUL 1985	28:35	1:43							
							2:21 (21)	3:56 (22)	5:33 (23)	11:07 (29)	16:55 (32)	22:48 (32)	5:47
							1:35	1:37	5:34	5:48	5:53		
31	145	MEZEGHRANE Samira	FRA	29 DEC 1979	28:41	1:49							
							2:22 (30)	3:57 (24)	5:32 (21)	11:00 (23)	16:46 (26)	22:44 (30)	5:57
							1:35	1:35	5:28	5:46	5:58		
32	408	ROSA Anália	POR	28 FEB 1976	28:42	1:50							
							2:21 (26)	3:56 (18)	5:30 (15)	10:56 (16)	16:46 (25)	22:47 (31)	5:55
							1:35	1:34	5:26	5:50	6:01		

INTERNET Service: www.european-athletics.org

Timing, Measurement and Data Service by  OMEGA

printed at SUN 12 DEC 2010 14:53

Page 2 of 4

Senior Women Detailed Results

12 DEC 2010

Rank	Bib	Name	Nat	Date of Birth	Result	Time Behind							
							770m	1270m	1770m	3370m	4970m	6570m	
33	311	QUAGLIA Emma	ITA	15 AUG 1980	28:46	1:54							
							2:22 (31)	3:59 (40)	5:38 (41)	11:20 (41)	17:07 (37)	22:58 (34)	5:48
							1:37	1:39	5:42	5:47	5:51		
34	86	PELAYO Irene	ESP	16 FEB 1980	28:47	1:55							
							2:22 (35)	3:59 (38)	5:36 (36)	11:12 (35)	17:04 (35)	22:59 (36)	5:48
							1:37	1:37	5:36	5:52	5:55		
35	273	LEE Elizabeth	IRL	22 MAY 1980	28:48	1:56							
							2:21 (27)	3:58 (31)	5:36 (37)	11:10 (33)	17:04 (34)	22:58 (35)	5:50
							1:37	1:38	5:34	5:54	5:54		
36	502	BERESOVA Katarína	SVK	10 OCT 1987	28:51	1:59							
							2:20 (20)	3:56 (19)	5:34 (26)	11:14 (36)	17:04 (33)	22:58 (33)	5:53
							1:36	1:38	5:40	5:50	5:54		
37	84	MARTÍN Jacqueline	ESP	14 APR 1974	29:02	2:10							
							2:21 (29)	3:58 (30)	5:34 (30)	11:10 (34)	17:05 (36)	23:00 (37)	6:02
							1:37	1:36	5:36	5:55	5:55		
38	147	PASQUIER Karine	FRA	8 NOV 1977	29:05	2:13							
							2:22 (32)	3:58 (32)	5:36 (38)	11:15 (37)	17:08 (38)	23:09 (39)	5:56
							1:36	1:38	5:39	5:53	6:01		
39	452	BELIAKOVA Oksana	RUS	9 SEP 1975	29:09	2:17							
							2:22 (37)	3:59 (39)	5:36 (40)	11:15 (38)	17:08 (39)	23:07 (38)	6:02
							1:37	1:37	5:39	5:53	5:59		
40	123	PATJUK Jekaterina	EST	6 APR 1983	29:17	2:25							
							2:23 (39)	4:00 (42)	5:39 (43)	11:24 (43)	17:19 (41)	23:20 (41)	5:57
							1:37	1:39	5:45	5:55	6:01		
41	88	RODRÍGUEZ Natalia	ESP	2 JUN 1979	29:19	2:27							
							2:20 (19)	3:57 (23)	5:34 (27)	11:19 (40)	17:19 (42)	23:22 (42)	5:57
							1:37	1:37	5:45	6:00	6:03		
42	309	BELOTTI Valentina	ITA	14 APR 1980	29:27	2:35							
							2:25 (48)	4:02 (48)	5:42 (48)	11:25 (44)	17:18 (40)	23:20 (40)	6:07
							1:37	1:40	5:43	5:53	6:02		
43	312	TSCHURTSCHENTHALER Agnes	ITA	12 JAN 1982	29:48	2:56							
							2:23 (44)	4:01 (45)	5:40 (45)	11:21 (42)	17:24 (43)	23:31 (43)	6:17
							1:38	1:39	5:41	6:03	6:07		
44	146	NAVEZ Claire	FRA	6 OCT 1987	30:06	3:14							
							2:23 (40)	4:01 (44)	5:40 (44)	11:33 (46)	17:42 (45)	23:54 (44)	6:12
							1:38	1:39	5:53	6:09	6:12		
45	490	WINKLER Tamara	SUI	7 JAN 1980	30:18	3:26							
							2:25 (47)	4:02 (47)	5:41 (46)	11:27 (45)	17:31 (44)	23:57 (45)	6:21
							1:37	1:39	5:46	6:04	6:26		
46	275	O'DOHERTY Siobhan	IRL	14 NOV 1984	30:55	4:03							
							2:24 (46)	4:01 (46)	5:41 (47)	11:45 (47)	18:05 (46)	24:27 (46)	6:28
							1:37	1:40	6:04	6:20	6:22		
47	271	HARTY Kerry	IRL	15 JUL 1981	31:21	4:29							
							2:26 (49)	4:06 (49)	5:48 (49)	11:50 (48)	18:15 (47)	24:43 (47)	6:38
							1:40	1:42	6:02	6:25	6:28		
359		HERZOG Adrienne	NED	30 SEP 1985	DNF								
							2:19 (11)	3:54 (10)	5:29 (12)				
							1:35	1:35					

Senior Women
Detailed Results

12 DEC 2010

Rank	Bib	Name	Nat						Date of Birth	Result	Time Behind
			770m	1270m	1770m	3370m	4970m	6570m			
274		MURPHY Hazel	IRL						25 JUN 1984	DNF	
			2:23 (41)	4:00 (43) 1:37	5:39 (42) 1:39	11:19 (39) 5:40					

Intermediate times:

770m	2:18	81	AGUILAR Alessandra (ESP)
1270m	3:52	81	AGUILAR Alessandra (ESP)
1770m	5:25	403	AUGUSTO Jessica (POR)
3370m	10:35	403	AUGUSTO Jessica (POR)
4970m	15:53	403	AUGUSTO Jessica (POR)
6570m	21:22	403	AUGUSTO Jessica (POR)


Weather conditions

Temperature: 19 °C Humidity: 65 % Conditions: Mostly clo udy

Legend

DNF Did not Finish

INTERNET Service: www.european-athletics.org

Timing, Measurement and Data Service by  OMEGA

printed at SUN 12 DEC 2010 14:53

Page 4 of 4


Senior Women
Team Results

Rank	Nation	Bib	Name	Time	Pos	Points
1	Portugal (POR)					19
		403	AUGUSTO Jessica	26:52		1
		406	FÉLIX Dulce	26:59		3
		404	BARROS Marisa	27:06		6
		407	MOREIRA Sara	27:26		9
		405	DIAS Ana	27:27	10	
		408	ROSA Anália	28:42	32	
2	Great Britain & NI (GBR)					65
		184	DEAN Harriet	27:08		7
		183	DAMEN Louise	27:52		17
		187	TWELL Stephanie	27:57		20
		182	CLITHEROE Helen	28:02		21
		186	STEEL Gemma	28:25	27	
		189	YELLING-HIGHAM Hayley	28:25	28	
3	Spain (ESP)					72
		81	AGUILAR Alessandra	27:09		8
		83	MARTÍN Diana	27:46		14
		82	FERNÁNDEZ Nuria	27:52		16
		86	PELAYO Irene	28:47		34
		84	MARTÍN Jacqueline	29:02	37	
		88	RODRÍGUEZ Natalia	29:19	41	
4	France (FRA)					79
		144	KLILECH-FAUVEL Fatiha	27:27		11
		143	BARDELLE Christine	27:36		13
		148	PELLEN Maryline	28:15		24
		145	MEZEGHRANE Samira	28:41		31
		147	PASQUIER Karine	29:05	38	
		146	NAVEZ Claire	30:06	44	
5	Russia (RUS)					101
		455	SERGEYEVA Irina	27:50		15
		454	GRECHISHNIKOVA Yelizaveta	28:06		22
		453	GOLOVKINA Olga	28:21		25
		452	BELYAKOVA Oksana	29:09		39
6	Ireland (IRL)					132
		269	BRITTON Fionnuala	26:59		4
		273	LEE Elizabeth	28:48		35
		275	O'DOHERTY Siobhan	30:55		46
		271	HARTY Kerry	31:21		47
		274	MURPHY Hazel	DNF		
7	Italy (ITA)					147
		310	COSTANZA Valentina	28:28		29
		311	QUAGLIA Emma	28:46		33
		309	BELOTTI Valentina	29:27		42
		312	TSCHURTSCHENTHALER Agnes	29:48		43

Weather conditions

Temperature: 19 °C Humidity: 65 % Conditions: Mostly clo udy

INTERNET Service: www.european-athletics.org


Timing, Measurement and Data Service by  OMEGA

Under 23 Men
Results

12 DEC 2010

Rank	Bib	Name	Nat	Date of Birth	Result	Time Behind
1	163	CHAHDI Hassan	FRA	7 MAY 1989	24:11	
2	162	CARVALHO Florian	FRA	9 MAR 1989	24:14	0:03
3	466	NIKOLAYEV Yegor	RUS	28 APR 1988	24:15	0:04
4	42	D'HOEDT Jeroen	BEL	10 JAN 1990	24:23	0:12
5	423	MATEUS Ricardo	POR	5 JAN 1988	24:25	0:14
6	48	PLATONAU Siarhei	BLR	12 DEC 1990	24:28	0:17
7	421	COSTA Tiago	POR	8 AUG 1988	24:32	0:21
8	376	BURAAS Sindre	NOR	8 MAY 1989	24:34	0:23
9	212	STEVENSON Ricky	GBR	14 NOV 1988	24:34	0:23
10	245	ORTH Florian	GER	24 JUL 1989	24:44	0:33
11	292	MCCARTHY David	IRL	3 AUG 1988	24:46	0:35
12	109	MARTOS Sebastián	ESP	20 JUN 1989	24:47	0:36
13	295	O'NEILL Brendan	IRL	1 NOV 1988	24:47	0:36
14	105	ABADÍA Antonio	ESP	2 JUL 1990	24:50	0:39
15	329	EL MAZOURY Ahmed	ITA	15 MAR 1990	24:51	0:40
16	293	MULHARE Michael	IRL	19 FEB 1989	24:53	0:42
17	364	POESIAT Thomas	NED	18 JAN 1988	24:53	0:42
18	247	SCHWIEGELSHOHN Fynn	GER	8 SEP 1988	24:55	0:44
19	551	KRYVONIS Maksym	UKR	29 DEC 1988	24:55	0:44
20	296	ROONEY David	IRL	30 MAR 1988	24:57	0:46
21	386	KUJAWSKI Lukasz	POL	2 MAR 1988	24:58	0:47
22	207	GOOSE Mitch	GBR	16 MAR 1989	25:01	0:50
23	379	MALDE Lars Erik	NOR	28 JAN 1990	25:01	0:50
24	165	HADJAM Abdelatif	FRA	8 AUG 1990	25:01	0:50
25	206	GOOLAB Nick	GBR	30 JAN 1990	25:04	0:53
26	108	GARCÍA Javier	ESP	27 OCT 1988	25:05	0:54
27	106	CORRALES Víctor	ESP	12 MAR 1989	25:06	0:55
28	517	SÖDERBERG Alexander	SWE	24 APR 1988	25:06	0:55
29	554	ROMANENKO Roman	UKR	30 JAN 1988	25:07	0:56
30	44	TORFS Sanne	BEL	17 MAR 1988	25:09	0:58
31	246	RINGER Richard	GER	27 FEB 1989	25:11	1:00
32	385	BLAZINSKI Marcin	POL	6 MAY 1988	25:11	1:00
33	363	NAGEEYE Abdi	NED	2 MAR 1989	25:12	1:01
34	290	COGLAN John	IRL	6 SEP 1988	25:14	1:03
35	110	MATEO Daniel	ESP	31 AUG 1989	25:15	1:04
36	70	FRANSEN Morten	DEN	28 AUG 1988	25:17	1:06
37	380	NORDTVEIT Audun	NOR	8 JUN 1988	25:18	1:07
38	512	EKVALL Mikael	SWE	18 JUN 1989	25:20	1:09
39	43	NAERT Koen	BEL	3 SEP 1989	25:22	1:11
40	539	GUNEN Vedat	TUR	15 AUG 1989	25:24	1:13
41	40	ABDI Bashir	BEL	10 FEB 1989	25:25	1:14
42	107	FERNÁNDEZ Iván	ESP	10 JUN 1988	25:28	1:17
43	536	DEMIR Medeni	TUR	5 MAR 1990	25:30	1:19

INTERNET Service: www.european-athletics.org

Timing, Measurement and Data Service by  OMEGA

printed at SUN 12 DEC 2010 14:02


Page 1 of 3

Under 23 Men
Results

12 DEC 2010

Rank	Bib	Name	Nat	Date of Birth	Result	Time Behind
44	377	FLØYSTAD Hans Kristian	NOR	3 APR 1989	25:30	1:19
45	553	OLEFIRENKO Igor	UKR	14 MAR 1990	25:31	1:20
46	21	VOJTA Andreas	AUT	9 JUN 1989	25:32	1:21
47	19	PFEIL Valentin	AUT	17 JUL 1988	25:33	1:22
48	209	HAWKINS Derek	GBR	29 APR 1989	25:34	1:23
49	516	SENORSKI Eric	SWE	25 JUL 1989	25:34	1:23
50	366	VERWER Niels	NED	10 JUL 1989	25:35	1:24
51	164	DIEMUNSCH Etienne	FRA	10 APR 1988	25:35	1:24
52	365	VAN MALSEN Jorit	NED	2 OCT 1988	25:38	1:27
53	388	SIERACKI Kamil	POL	20 SEP 1988	25:39	1:28
54	41	CAELEN Florent	BEL	1 MAR 1989	25:40	1:29
55	330	NASTI Patrick	ITA	30 AUG 1989	25:40	1:29
56	552	LYSENKO Serhiy	UKR	28 APR 1988	25:41	1:30
57	127	KITS Keio	EST	27 JUL 1989	25:42	1:31
58	481	KREVS Mitja	SLO	26 JUL 1989	25:43	1:32
59	422	LOPES Paulo	POR	4 JAN 1989	25:44	1:33
60	375	BAKKE Lars Nesbø	NOR	24 JUL 1989	25:49	1:38
61	511	DANIELSON Anton	SWE	14 MAR 1990	25:50	1:39
62	425	SANTA CRUZ Jorge	POR	20 JUL 1989	25:51	1:40
63	328	CASAGRANDE Stefano	ITA	8 SEP 1988	25:52	1:41
64	161	ANDRE Benjamin	FRA	23 JAN 1989	25:53	1:42
65	538	GUNEN Sedat	TUR	20 SEP 1988	25:54	1:43
66	480	BREZNIK Jan	SLO	26 FEB 1990	25:54	1:43
67	56	KOUREK Lukás	CZE	4 MAR 1988	25:55	1:44
68	208	HARRELL Ashley	GBR	19 JAN 1989	25:55	1:44
69	333	TURRONI Alessandro	ITA	19 MAY 1988	25:56	1:45
70	498	BERNI Marcel	SUI	5 JUN 1988	25:59	1:48
71	537	EKIN Erdinc	TUR	1988	26:01	1:50
72	347	VISKERS Janis	LAT	30 MAR 1989	26:02	1:51
73	482	OBLAK Peter	SLO	6 DEC 1989	26:04	1:53
74	331	PASSERI Riccardo	ITA	10 FEB 1989	26:07	1:56
75	244	BROSIUS Hagen	GER	23 AUG 1988	26:10	1:59
76	294	O'LIONÁIRD Ciarán	IRL	11 APR 1988	26:12	2:01
77	166	SEMLALI Tahar	FRA	4 OCT 1987	26:17	2:06
78	389	ZALEWSKI Krystian	POL	11 APR 1989	26:18	2:07
79	71	HESELBJERG Ole	DEN	23 APR 1990	26:19	2:08
80	345	BRISKA Kaspars	LAT	20 NOV 1988	26:26	2:15
81	378	KÅRBØ Tom Erling	NOR	4 FEB 1989	26:29	2:18
82	346	SAVCUKS Konstantins	LAT	15 MAR 1988	26:29	2:18
83	332	STERNI Riccardo	ITA	6 JUL 1989	26:29	2:18
84	510	ÅHWALL Andreas	SWE	19 OCT 1989	26:29	2:18
85	426	VALE Ricardo	POR	9 JUN 1988	26:33	2:22
86	499	KEMPF Andreas	SUI	16 MAY 1988	26:34	2:23

INTERNET Service: www.european-athletics.org

Timing, Measurement and Data Service by  OMEGA

printed at SUN 12 DEC 2010 14:02

Page 2 of 3

Under 23 Men
Results

12 DEC 2010

Rank	Bib	Name	Nat	Date of Birth	Result	Time Behind
87	126	AUS Pritt	EST	9 JAN 1989	26:36	2:25
88	384	ANKIEL Arkadiusz	POL	4 FEB 1989	26:39	2:28
89	424	MENDES Luis	POR	10 JUN 1990	26:42	2:31
90	354	BERLIN Antoine	MON	2 AUG 1989	26:46	2:35
91	14	HAYRAPETYAN Ashot	ARM	14 SEP 1988	26:56	2:45
92	20	SANDER Christoph	AUT	1 AUG 1988	27:01	2:50
93	344	DOMANINS Andrejs	LAT	9 SEP 1988	27:07	2:56
94	18	AIGNER Jürgen	AUT	18 SEP 1990	27:18	3:07
95	224	ZILBERSTEIN Gigla	GEO	29 JUL 1990	27:48	3:37
96	601	KELLEZI Ilir	ALB	8 JUL 1988	29:01	4:50
	69	BUENO Andreas	DEN	7 JUL 1988	DNF	
	513	HYDÉN Johan	SWE	6 MAR 1989	DNF	
	387	OLEJARZ Artur	POL	19 AUG 1988	DNF	
	540	PAK Hasan	TUR	2 OCT 1989	DNF	
	444	TRIFAN Adrian Ionel	ROU	24 DEC 1990	DNF	
	213	WILKINSON James	GBR	13 JUL 1990	DNF	

Intermediate times:	770m	2:06	551	KRYVONIS Maksym (UKR)
	1270m	3:33	551	KRYVONIS Maksym (UKR)
	1770m	5:00	162	CARVALHO Florian (FRA)
	3370m	9:50	162	CARVALHO Florian (FRA)
	4970m	14:42	162	CARVALHO Florian (FRA)
	6570m	19:33	163	CHAHDI Hassan (FRA)


Weather conditions

Temperature: 18 °C Humidity: 68 % Conditions: Cloudy

Legend

DNF Did not Finish

INTERNET Service: www.european-athletics.org


Timing, Measurement and Data Service by  OMEGA

Under 23 Men
Detailed Results

12 DEC 2010

Rank	Bib	Name	Nat	Date of Birth	Result	Time Behind						
							770m	1270m	1770m	3370m	4970m	6570m
1	163	CHAHDI Hassan	FRA	7 MAY 1989	24:11							
						2:08 (13)	3:36 (26)	5:03 (28)	9:51 (12)	14:43 (10)	19:33 (1)	4:38
						1:28	1:27	4:48	4:52	4:50		
2	162	CARVALHO Florian	FRA	9 MAR 1989	24:14	0:03						
						2:07 (3)	3:33 (2)	5:00 (1)	9:50 (1)	14:42 (1)	19:33 (3)	4:41
						1:26	1:27	4:50	4:52	4:51		
3	466	NIKOLAYEV Yegor	RUS	28 APR 1988	24:15	0:04						
						2:08 (20)	3:36 (34)	5:01 (13)	9:51 (9)	14:43 (8)	19:33 (4)	4:42
						1:28	1:25	4:50	4:52	4:50		
4	42	D'HOEDT Jeroen	BEL	10 JAN 1990	24:23	0:12						
						2:07 (8)	3:34 (7)	5:01 (14)	9:50 (2)	14:43 (4)	19:33 (2)	4:50
						1:27	1:27	4:49	4:53	4:50		
5	423	MATEUS Ricardo	POR	5 JAN 1988	24:25	0:14						
						2:08 (23)	3:35 (16)	5:01 (10)	9:50 (7)	14:43 (6)	19:33 (5)	4:52
						1:27	1:26	4:49	4:53	4:50		
6	48	PLATONAU Sjarhei	BLR	12 DEC 1990	24:28	0:17						
						2:07 (4)	3:34 (6)	5:01 (9)	9:51 (10)	14:43 (7)	19:35 (8)	4:53
						1:27	1:27	4:50	4:52	4:52		
7	421	COSTA Tiago	POR	8 AUG 1988	24:32	0:21						
						2:07 (6)	3:34 (9)	5:01 (7)	9:50 (5)	14:43 (9)	19:35 (7)	4:57
						1:27	1:27	4:49	4:53	4:52		
8	376	BURAAS Sindre	NOR	8 MAY 1989	24:34	0:23						
						2:08 (30)	3:34 (8)	5:01 (11)	9:51 (11)	14:42 (3)	19:35 (6)	4:59
						1:26	1:27	4:50	4:51	4:53		
9	212	STEVENSON Ricky	GBR	14 NOV 1988	24:34	0:23						
						2:08 (21)	3:34 (10)	5:01 (12)	9:50 (6)	14:42 (2)	19:38 (10)	4:56
						1:26	1:27	4:49	4:52	4:56		
10	245	ORTH Florian	GER	24 JUL 1989	24:44	0:33						
						2:07 (12)	3:35 (19)	5:02 (19)	9:51 (15)	14:48 (17)	19:49 (14)	4:55
						1:28	1:27	4:49	4:57	5:01		
11	292	MCCARTHY David	IRL	3 AUG 1988	24:46	0:35						
						2:07 (7)	3:34 (5)	5:01 (5)	9:50 (3)	14:43 (5)	19:37 (9)	5:09
						1:27	1:27	4:49	4:53	4:54		
12	109	MARTOS Sebastián	ESP	20 JUN 1989	24:47	0:36						
						2:11 (66)	3:39 (72)	5:06 (60)	9:52 (20)	14:48 (16)	19:51 (15)	4:56
						1:28	1:27	4:46	4:56	5:03		
13	295	O'NEILL Brendan	IRL	1 NOV 1988	24:47	0:36						
						2:08 (16)	3:34 (13)	5:02 (22)	9:52 (18)	14:47 (14)	19:51 (16)	4:56
						1:26	1:28	4:50	4:55	5:04		
14	105	ABADÍA Antonio	ESP	2 JUL 1990	24:50	0:39						
						2:08 (25)	3:33 (3)	5:01 (3)	9:50 (4)	14:43 (11)	19:49 (13)	5:01
						1:25	1:28	4:49	4:53	5:06		
15	329	EL MAZOURY Ahmed	ITA	15 MAR 1990	24:51	0:40						
						2:10 (61)	3:36 (28)	5:02 (15)	9:50 (8)	14:45 (13)	19:51 (17)	5:00
						1:26	1:26	4:48	4:55	5:06		
16	293	MULHARE Michael	IRL	19 FEB 1989	24:53	0:42						
						2:10 (48)	3:36 (37)	5:03 (26)	9:52 (19)	14:45 (12)	19:47 (11)	5:06
						1:26	1:27	4:49	4:53	5:02		

 INTERNET Service: www.european-athletics.org

 Timing, Measurement and Data Service by  **OMEGA**

printed at SUN 12 DEC 2010 14:02


Page 1 of 7

Under 23 Men Detailed Results

12 DEC 2010

Rank	Bib	Name	Nat	Date of Birth	Result	Time Behind							
							770m	1270m	1770m	3370m	4970m	6570m	
17	364	POESIAT Thomas	NED	18 JAN 1988	24:53	0:42							
							2:07 (10)	3:35 (20) 1:28	5:03 (31) 1:28	9:57 (31) 4:54	14:51 (18) 4:54	19:49 (12) 4:58	5:04
18	247	SCHWIEGELSHOHN Fynn	GER	8 SEP 1988	24:55	0:44							
							2:10 (59)	3:39 (70) 1:29	5:07 (67) 1:28	9:59 (39) 4:52	15:00 (33) 5:01	20:01 (22) 5:01	4:54
19	551	KRYVONIS Maksym	UKR	29 DEC 1988	24:55	0:44							
							2:06 (1)	3:33 (1) 1:27	5:01 (2) 1:28	9:51 (14) 4:50	14:51 (19) 5:00	19:53 (18) 5:02	5:02
20	296	ROONEY David	IRL	30 MAR 1988	24:57	0:46							
							2:10 (51)	3:37 (52) 1:27	5:05 (50) 1:28	9:59 (42) 4:54	14:55 (22) 4:56	19:55 (19) 5:00	5:02
21	386	KUJAWSKI Lukasz	POL	2 MAR 1988	24:58	0:47							
							2:07 (9)	3:34 (12) 1:27	5:02 (21) 1:28	9:56 (28) 4:54	14:59 (31) 5:03	20:01 (25) 5:02	4:57
22	207	GOOSE Mitch	GBR	16 MAR 1989	25:01	0:50							
							2:11 (73)	3:37 (51) 1:26	5:05 (49) 1:28	9:58 (37) 4:53	14:56 (26) 4:58	20:00 (21) 5:04	5:01
23	379	MALDE Lars Erik	NOR	28 JAN 1990	25:01	0:50							
							2:10 (58)	3:38 (59) 1:28	5:06 (54) 1:28	9:59 (43) 4:53	14:58 (30) 4:59	20:01 (24) 5:03	5:00
24	165	HADJAM Abdelatif	FRA	8 AUG 1990	25:01	0:50							
							2:08 (28)	3:36 (43) 1:28	5:03 (33) 1:27	9:55 (24) 4:52	14:55 (25) 5:00	20:04 (28) 5:09	4:57
25	206	GOOLAB Nick	GBR	30 JAN 1990	25:04	0:53							
							2:10 (50)	3:36 (42) 1:26	5:04 (38) 1:28	9:57 (33) 4:53	14:57 (28) 5:00	20:04 (27) 5:07	5:00
26	108	GARCÍA Javier	ESP	27 OCT 1988	25:05	0:54							
							2:10 (52)	3:37 (54) 1:27	5:04 (45) 1:27	9:56 (27) 4:52	14:53 (21) 4:57	20:02 (26) 5:09	5:03
27	106	CORRALES Víctor	ESP	12 MAR 1989	25:06	0:55							
							2:08 (22)	3:35 (18) 1:27	5:02 (18) 1:27	9:52 (17) 4:50	14:55 (24) 5:03	20:07 (33) 5:12	4:59
28	517	SÖDERBERG Alexander	SWE	24 APR 1988	25:06	0:55							
							2:11 (64)	3:38 (57) 1:27	5:05 (52) 1:27	10:03 (55) 4:58	15:04 (37) 5:01	20:06 (30) 5:02	5:00
29	554	ROMANENKO Roman	UKR	30 JAN 1988	25:07	0:56							
							2:08 (17)	3:36 (35) 1:28	5:03 (34) 1:27	9:53 (21) 4:50	14:53 (20) 5:00	19:59 (20) 5:06	5:08
30	44	TORFS Sanne	BEL	17 MAR 1988	25:09	0:58							
							2:11 (68)	3:39 (71) 1:28	5:08 (70) 1:29	10:02 (52) 4:54	15:03 (36) 5:01	20:08 (34) 5:05	5:01
31	246	RINGER Richard	GER	27 FEB 1989	25:11	1:00							
							2:07 (5)	3:34 (14) 1:27	5:02 (17) 1:28	9:52 (16) 4:50	14:55 (23) 5:03	20:06 (32) 5:11	5:05
32	385	BLAZINSKI Marcin	POL	6 MAY 1988	25:11	1:00							
							2:08 (18)	3:36 (31) 1:28	5:03 (36) 1:27	9:57 (29) 4:54	14:57 (29) 5:00	20:06 (31) 5:09	5:05

INTERNET Service: www.european-athletics.org

Timing, Measurement and Data Service by  OMEGA

printed at SUN 12 DEC 2010 14:02

Page 2 of 7

Under 23 Men Detailed Results

12 DEC 2010


Rank	Bib	Name	Nat	Date of Birth	Result	Time Behind								
							770m	1270m	1770m	3370m	4970m	6570m		
33	363	NAGEEYE Abdi	NED	2 MAR 1989	25:12	1:01								
							2:08 (26)	3:35 (23)	5:03 (25)	9:55 (23)	14:56 (27)	20:05 (29)	5:07	
							1:27	1:28	4:52	5:01	5:09			
34	290	COGLAN John	IRL	6 SEP 1988	25:14	1:03								
							2:12 (79)	3:40 (76)	5:06 (61)	9:59 (44)	15:03 (35)	20:11 (35)	5:03	
							1:28	1:26	4:53	5:04	5:08			
35	110	MATEO Daniel	ESP	31 AUG 1989	25:15	1:04								
							2:08 (19)	3:34 (11)	5:01 (4)	9:51 (13)	14:48 (15)	20:01 (23)	5:14	
							1:26	1:27	4:50	4:57	5:13			
36	70	FRANSEN Morten	DEN	28 AUG 1988	25:17	1:06								
							2:12 (78)	3:38 (61)	5:06 (58)	10:00 (45)	15:01 (34)	20:14 (39)	5:03	
							1:26	1:28	4:54	5:01	5:13			
37	380	NORDTVEIT Audun	NOR	8 JUN 1988	25:18	1:07								
							2:11 (75)	3:39 (67)	5:07 (66)	10:06 (61)	15:06 (45)	20:11 (37)	5:07	
							1:28	1:28	4:59	5:00	5:05			
38	512	EKVALL Mikael	SWE	18 JUN 1989	25:20	1:09								
							2:09 (41)	3:36 (38)	5:04 (46)	9:59 (40)	15:04 (39)	20:11 (36)	5:09	
							1:27	1:28	4:55	5:05	5:07			
39	43	NAERT Koen	BEL	3 SEP 1989	25:22	1:11								
							2:09 (39)	3:36 (33)	5:03 (27)	9:59 (41)	15:06 (43)	20:17 (40)	5:05	
							1:27	1:27	4:56	5:07	5:11			
40	539	GUNEN Vedat	TUR	15 AUG 1989	25:24	1:13								
							2:09 (34)	3:36 (29)	5:03 (23)	9:57 (32)	15:04 (40)	20:17 (41)	5:07	
							1:27	1:27	4:54	5:07	5:13			
41	40	ABDI Bashir	BEL	10 FEB 1989	25:25	1:14								
							2:30(102)	3:54(102)	5:20(100)	10:17 (84)	15:19 (65)	20:24 (45)	5:01	
							1:24	1:26	4:57	5:02	5:05			
42	107	FERNÁNDEZ Iván	ESP	10 JUN 1988	25:28	1:17								
							2:08 (29)	3:35 (21)	5:01 (8)	9:53 (22)	14:59 (32)	20:13 (38)	5:15	
							1:27	1:26	4:52	5:06	5:14			
43	536	DEMIR Medeni	TUR	5 MAR 1990	25:30	1:19								
							2:11 (74)	3:39 (68)	5:07 (69)	10:05 (60)	15:08 (49)	20:27 (52)	5:03	
							1:28	1:28	4:58	5:03	5:19			
44	377	FLØYSTAD Hans Kristian	NOR	3 APR 1989	25:30	1:19								
							2:12 (77)	3:40 (78)	5:08 (78)	10:08 (68)	15:13 (55)	20:25 (47)	5:05	
							1:28	1:28	5:00	5:05	5:12			
45	553	OLEFIRENKO Igor	UKR	14 MAR 1990	25:31	1:20								
							2:09 (31)	3:37 (49)	5:05 (51)	10:06 (63)	15:13 (57)	20:22 (44)	5:09	
							1:28	1:28	5:01	5:07	5:09			
46	21	VOJTA Andreas	AUT	9 JUN 1989	25:32	1:21								
							2:09 (32)	3:35 (17)	5:02 (20)	9:56 (26)	15:06 (44)	20:24 (46)	5:08	
							1:26	1:27	4:54	5:10	5:18			
47	19	PFEIL Valentin	AUT	17 JUL 1988	25:33	1:22								
							2:09 (36)	3:37 (45)	5:04 (47)	10:01 (49)	15:13 (56)	20:28 (54)	5:05	
							1:28	1:27	4:57	5:12	5:15			
48	209	HAWKINS Derek	GBR	29 APR 1989	25:34	1:23								
							2:10 (53)	3:37 (47)	5:04 (42)	9:58 (38)	15:05 (41)	20:19 (42)	5:15	
							1:27	1:27	4:54	5:07	5:14			

Under 23 Men
Detailed Results

12 DEC 2010

Rank	Bib	Name	Nat	Date of Birth	Result	Time Behind							
							770m	1270m	1770m	3370m	4970m	6570m	
49	516	SENORSKI Eric	SWE	25 JUL 1989	25:34	1:23							
							2:08 (26)	3:36 (39)	5:04 (40)	10:00 (46)	15:10 (51)	20:25 (48)	5:09
							1:28	1:28	4:56	5:10	5:15		
50	366	VERWER Niels	NED	10 JUL 1989	25:35	1:24							
							2:10 (54)	3:37 (44)	5:03 (37)	10:01 (47)	15:11 (52)	20:28 (55)	5:07
							1:27	1:26	4:58	5:10	5:17		
51	164	DIEMUNSCH Etienne	FRA	10 APR 1988	25:35	1:24							
							2:09 (38)	3:36 (36)	5:03 (29)	9:55 (25)	15:04 (38)	20:25 (49)	5:10
							1:27	1:27	4:52	5:09	5:21		
52	365	VAN MALSEN Jorit	NED	2 OCT 1988	25:38	1:27							
							2:11 (69)	3:38 (60)	5:08 (75)	10:07 (66)	15:10 (50)	20:21 (43)	5:17
							1:27	1:30	4:59	5:03	5:11		
53	388	SIERACKI Kamil	POL	20 SEP 1988	25:39	1:28							
							2:10 (62)	3:38 (63)	5:07 (68)	10:11 (73)	15:26 (75)	20:45 (71)	4:54
							1:28	1:29	5:04	5:15	5:19		
54	41	CAELEN Florent	BEL	1 MAR 1989	25:40	1:29							
							2:10 (55)	3:36 (40)	5:03 (24)	9:57 (30)	15:05 (42)		
							1:26	1:27	4:54	5:08			
55	330	NASTI Patrick	ITA	30 AUG 1989	25:40	1:29							
							2:13 (94)	3:41 (82)	5:08 (76)	10:04 (58)	15:12 (54)	20:26 (50)	5:14
							1:28	1:27	4:56	5:08	5:14		
56	552	LYSENKO Serhiy	UKR	28 APR 1988	25:41	1:30							
							2:09 (37)	3:38 (58)	5:08 (71)	10:09 (70)	15:18 (63)	20:33 (57)	5:08
							1:29	1:30	5:01	5:09	5:15		
57	127	KITS Keio	EST	27 JUL 1989	25:42	1:31							
							2:11 (65)	3:38 (64)	5:06 (62)	10:07 (67)	15:16 (60)	20:28 (53)	5:14
							1:27	1:28	5:01	5:09	5:12		
58	481	KREVS Mitja	SLO	26 JUL 1989	25:43	1:32							
							2:13 (91)	3:41 (86)	5:10 (82)	10:11 (75)	15:22 (71)	20:38 (60)	5:05
							1:28	1:29	5:01	5:11	5:16		
59	422	LOPES Paulo	POR	4 JAN 1989	25:44	1:33							
							2:09 (33)	3:35 (24)	5:03 (32)	10:01 (48)	15:11 (53)	20:26 (51)	5:18
							1:26	1:28	4:58	5:10	5:15		
60	375	BAKKE Lars Nesbø	NOR	24 JUL 1989	25:49	1:38							
							2:11 (72)	3:40 (81)	5:10 (85)	10:17 (83)	15:33 (81)	20:45 (70)	5:04
							1:29	1:30	5:07	5:16	5:12		
61	511	DANIELSON Anton	SWE	14 MAR 1990	25:50	1:39							
							2:12 (80)	3:40 (77)	5:08 (77)	10:09 (69)	15:18 (62)	20:32 (56)	5:18
							1:28	1:28	5:01	5:09	5:14		
62	425	SANTA CRUZ Jorge	POR	20 JUL 1989	25:51	1:40							
							2:09 (40)	3:36 (32)	5:04 (39)	10:01 (50)	15:18 (64)	20:40 (63)	5:11
							1:27	1:28	4:57	5:17	5:22		
63	328	CASAGRANDE Stefano	ITA	8 SEP 1988	25:52	1:41							
							2:09 (35)	3:36 (25)	5:03 (30)	10:04 (56)	15:20 (67)	20:40 (62)	5:12
							1:27	1:27	5:01	5:16	5:20		
64	161	ANDRE Benjamin	FRA	23 JAN 1989	25:53	1:42							
							2:09 (43)	3:37 (46)	5:05 (48)	10:07 (65)	15:21 (68)	20:41 (64)	5:12
							1:28	1:28	5:02	5:14	5:20		

INTERNET Service: www.european-athletics.org

Timing, Measurement and Data Service by  OMEGA

printed at SUN 12 DEC 2010 14:02

Page 4 of 7

Under 23 Men Detailed Results

12 DEC 2010


Rank	Bib	Name	Nat	Date of Birth	Result	Time Behind							
							770m	1270m	1770m	3370m	4970m	6570m	
65	538	GUNEN Sedat	TUR	20 SEP 1988	25:54	1:43							
							2:09 (44)	3:36 (41) 1:27	5:04 (44) 1:28	10:04 (57) 5:00	15:21 (69) 5:17	20:39 (61) 5:18	5:15
66	480	BREZNIK Jan	SLO	26 FEB 1990	25:54	1:43							
							2:14(101)	3:43 (92) 1:29	5:13 (92) 1:30	10:15 (81) 5:02	15:21 (70) 5:06	20:42 (66) 5:21	5:12
67	56	KOUREK Lukás	CZE	4 MAR 1988	25:55	1:44							
							2:08 (24)	3:35 (22) 1:27	5:03 (35) 1:28	9:58 (36) 4:55	15:07 (47) 5:09	20:34 (58) 5:27	5:21
68	208	HARRELL Ashley	GBR	19 JAN 1989	25:55	1:44							
							2:10 (46)	3:37 (56) 1:27	5:06 (55) 1:29	10:02 (54) 4:56	15:07 (46) 5:05	20:35 (59) 5:28	5:20
69	333	TURRONI Alessandro	ITA	19 MAY 1988	25:56	1:45							
							2:11 (70)	3:38 (66) 1:27	5:05 (53) 1:27	10:06 (62) 5:01	15:24 (72) 5:18	20:44 (69) 5:20	5:12
70	498	BERNI Marcel	SUI	5 JUN 1988	25:59	1:48							
							2:12 (84)	3:41 (85) 1:29	5:10 (86) 1:29	10:14 (78) 5:04	15:28 (76) 5:14	20:42 (65) 5:14	5:17
71	537	EKIN Erdinc	TUR	1988	26:01	1:50							
							2:10 (49)	3:37 (53) 1:27	5:06 (59) 1:29	10:11 (72) 5:05	15:26 (74) 5:15	20:43 (67) 5:17	5:18
72	347	VISKERS Janis	LAT	30 MAR 1989	26:02	1:51							
							2:13 (90)	3:43 (91) 1:30	5:13 (91) 1:30	10:20 (85) 5:07	15:33 (82) 5:13	20:46 (73) 5:13	5:16
73	482	OBLAK Peter	SLO	6 DEC 1989	26:04	1:53							
							2:13 (86)	3:41 (83) 1:28	5:10 (83) 1:29	10:15 (80) 5:05	15:28 (77) 5:13	20:46 (72) 5:18	5:18
74	331	PASSERI Riccardo	ITA	10 FEB 1989	26:07	1:56							
							2:09 (42)	3:37 (50) 1:28	5:06 (56) 1:29	10:11 (74) 5:05	15:29 (78) 5:18	20:50 (76) 5:21	5:17
75	244	BROSIUS Hagen	GER	23 AUG 1988	26:10	1:59							
							2:11 (63)	3:39 (73) 1:28	5:08 (73) 1:29	10:04 (59) 4:56	15:20 (66) 5:16	20:46 (74) 5:26	5:24
76	294	O'LIONÁIRD Ciarán	IRL	11 APR 1988	26:12	2:01							
							2:07 (11)	3:35 (15) 1:28	5:02 (16) 1:27	9:57 (34) 4:55	15:15 (59) 5:18	20:44 (68) 5:29	5:28
77	166	SEMLALI Tahar	FRA	4 OCT 1987	26:17	2:06							
							2:12 (76)	3:39 (74) 1:27	5:08 (74) 1:29	10:09 (71) 5:01	15:25 (73) 5:16	20:48 (75) 5:23	5:29
78	389	ZALEWSKI Krystian	POL	11 APR 1989	26:18	2:07							
							2:13 (89)	3:42 (88) 1:29	5:11 (88) 1:29	10:20 (86) 5:09	15:40 (85) 5:20	21:00 (78) 5:20	5:18
79	71	HESELBJERG Ole	DEN	23 APR 1990	26:19	2:08							
							2:14(100)	3:44 (97) 1:30	5:15 (96) 1:31	10:20 (89) 5:05	15:32 (79) 5:12	20:58 (77) 5:26	5:21
80	345	BRISKA Kaspars	LAT	20 NOV 1988	26:26	2:15							
							2:14 (99)	3:45 (99) 1:31	5:16 (97) 1:31	10:22 (91) 5:06	15:41 (86) 5:19	21:06 (80) 5:25	5:20

Under 23 Men Detailed Results

12 DEC 2010

Rank	Bib	Name	Nat	Date of Birth	Result	Time Behind							
							770m	1270m	1770m	3370m	4970m	6570m	
81	378	KÅRBØ Tom Erling	NOR	4 FEB 1989	26:29	2:18							
							2:11 (71)	3:40 (79) 1:29	5:09 (79) 1:29	10:16 (82) 5:07	15:39 (84) 5:23	21:11 (83) 5:32	5:18
82	346	SAVCUKS Konstantins	LAT	15 MAR 1988	26:29	2:18							
							2:13 (92)	3:42 (90) 1:29	5:13 (90) 1:31	10:32 (96) 5:19	16:00 (94) 5:28	21:22 (88) 5:22	5:07
83	332	STERNI Riccardo	ITA	6 JUL 1989	26:29	2:18							
							2:13 (87)	3:43 (93) 1:30	5:14 (93) 1:31	10:29 (95) 5:15	15:45 (88) 5:16	21:08 (81) 5:23	5:21
84	510	ÅHWALL Andreas	SWE	19 OCT 1989	26:29	2:18							
							2:13 (93)	3:44 (95) 1:31	5:15 (94) 1:31	10:28 (94) 5:13	15:54 (92) 5:26	21:25 (89) 5:31	5:04
85	426	VALE Ricardo	POR	9 JUN 1988	26:33	2:22							
							2:10 (60)	3:38 (65) 1:28	5:07 (64) 1:29	10:12 (77) 5:05	15:32 (80) 5:20	21:02 (79) 5:30	5:31
86	499	KEMPF Andreas	SUI	16 MAY 1988	26:34	2:23							
							2:12 (81)	3:42 (87) 1:30	5:11 (89) 1:29	10:20 (88) 5:09	15:43 (87) 5:23	21:10 (82) 5:27	5:24
87	126	AUS Pritt	EST	9 JAN 1989	26:36	2:25							
							2:11 (67)	3:40 (80) 1:29	5:10 (84) 1:30	10:20 (90) 5:10	15:45 (89) 5:25	21:18 (86) 5:33	5:18
88	384	ANKIEL Arkadiusz	POL	4 FEB 1989	26:39	2:28							
							2:13 (88)	3:42 (89) 1:29	5:10 (87) 1:28	10:20 (87) 5:10	15:46 (91) 5:26	21:16 (85) 5:30	5:23
89	424	MENDES Luis	POR	10 JUN 1990	26:42	2:31							
							2:10 (57)	3:37 (55) 1:27	5:06 (57) 1:29	10:12 (76) 5:06	15:38 (83) 5:26	21:11 (84) 5:33	5:31
90	354	BERLIN Antoine	MON	2 AUG 1989	26:46	2:35							
							2:14 (98)	3:44 (98) 1:30	5:17 (99) 1:33	10:34 (98) 5:17	16:00 (95) 5:26	21:26 (90) 5:26	5:20
91	14	HAYRAPETYAN Ashot	ARM	14 SEP 1988	26:56	2:45							
							2:10 (56)	3:39 (75) 1:29	5:10 (80) 1:31	10:15 (79) 5:05	15:46 (90) 5:31	21:22 (87) 5:36	5:34
92	20	SANDER Christoph	AUT	1 AUG 1988	27:01	2:50							
							2:13 (85)	3:43 (94) 1:30	5:15 (95) 1:32	10:32 (97) 5:17	16:02 (96) 5:30	21:34 (92) 5:32	5:27
93	344	DOMANINS Andrejs	LAT	9 SEP 1988	27:07	2:56							
							2:12 (83)	3:41 (84) 1:29	5:10 (81) 1:29	10:22 (92) 5:12	15:54 (93) 5:32	21:33 (91) 5:39	5:34
94	18	AIGNER Jürgen	AUT	18 SEP 1990	27:18	3:07							
							2:13 (95)	3:44 (96) 1:31	5:17 (98) 1:33	10:35 (99) 5:18	16:11 (98) 5:36	21:49 (94) 5:38	5:29
95	224	ZILBERSTEIN Gigla	GEO	29 JUL 1990	27:48	3:37							
							2:10 (45)	3:38 (62) 1:28	5:08 (72) 1:30	10:23 (93) 5:15	16:07 (97) 5:44	21:59 (95) 5:52	5:49
96	601	KELLEZI Ilir	ALB	8 JUL 1988	29:01	4:50							
							2:14 (96)	3:49(101) 1:35	5:28(102) 1:39	11:16(100) 5:48	17:15 (99) 5:59	23:09 (96) 5:54	5:52

INTERNET Service: www.european-athletics.org

Timing, Measurement and Data Service by  **OMEGA**

printed at SUN 12 DEC 2010 14:02

Page 6 of 7

Under 23 Men
Detailed Results

12 DEC 2010

Rank	Bib	Name	Nat	Date of Birth	Result	Time Behind									
							770m	1270m	1770m	3370m	4970m	6570m			
69		BUENO Andreas	DEN	7 JUL 1988	DNF										
						2:12 (82)	3:39 (69)	5:06 (63)	10:02 (51)	15:07 (48)					
							1:27	1:27	4:56	5:05					
513		HYDÉN Johan	SWE	6 MAR 1989	DNF										
						2:14 (97)	3:49(100)	5:27(101)							
							1:35	1:38							
387		OLEJARZ Artur	POL	19 AUG 1988	DNF										
						2:08 (15)	3:36 (27)	5:04 (43)	9:57 (35)	15:15 (58)					
							1:28	1:28	4:53	5:18					
540		PAK Hasan	TUR	2 OCT 1989	DNF										
						2:06 (2)	3:33 (4)	5:01 (6)	10:06 (64)						
							1:27	1:28	5:05						
444		TRIFAN Adrian Ionel	ROU	24 DEC 1990	DNF										
						2:08 (14)	3:36 (30)	5:04 (41)	10:02 (53)	15:17 (61)	21:37 (93)				
							1:28	1:28	4:58	5:15	6:20				
213		WILKINSON James	GBR	13 JUL 1990	DNF										
						2:10 (47)	3:37 (48)	5:07 (65)							
							1:27	1:30							

Intermediate times:	770m	2:06	551	KRYVONIS Maksym (UKR)
	1270m	3:33	551	KRYVONIS Maksym (UKR)
	1770m	5:00	162	CARVALHO Florian (FRA)
	3370m	9:50	162	CARVALHO Florian (FRA)
	4970m	14:42	162	CARVALHO Florian (FRA)
	6570m	19:33	163	CHAHDI Hassan (FRA)


Weather conditions

Temperature: 18 °C Humidity: 68 % Conditions: Cloudy

Legend

DNF Did not Finish

INTERNET Service: www.european-athletics.org

Timing, Measurement and Data Service by  OMEGA

printed at SUN 12 DEC 2010 14:02

Page 7 of 7

Under 23 Men
Team Results

Rank	Nation	Bib	Name	Time	Pos	Points
1	Ireland (IRL)					60
		292	MCCARTHY David	24:46		11
		295	O'NEILL Brendan	24:47		13
		293	MULHARE Michael	24:53		16
		296	ROONEY David	24:57		20
		290	COGHLAN John	25:14	34	
		294	O'LIONÁIRD Ciarán	26:12	76	
2	France (FRA)					78
		163	CHAHDI Hassan	24:11		1
		162	CARVALHO Florian	24:14		2
		165	HADJAM Abdelatif	25:01		24
		164	DIEMUNSCH Etienne	25:35		51
		161	ANDRE Benjamin	25:53	64	
		166	SEMLALI Tahar	26:17	77	
3	Spain (ESP)					79
		109	MARTOS Sebastián	24:47		12
		105	ABADÍA Antonio	24:50		14
		108	GARCÍA Javier	25:05		26
		106	CORRALES Víctor	25:06		27
		110	MATEO Daniel	25:15	35	
		107	FERNÁNDEZ Iván	25:28	42	
4	Great Britain & NI (GBR)					104
		212	STEVENSON Ricky	24:34		9
		207	GOOSE Mitch	25:01		22
		206	GOOLAB Nick	25:04		25
		209	HAWKINS Derek	25:34		48
		208	HARRELL Ashley	25:55	68	
		213	WILKINSON James	DNF		
5	Norway (NOR)					112
		376	BURAAS Sindre	24:34		8
		379	MALDE Lars Erik	25:01		23
		380	NORDTVEIT Audun	25:18		37
		377	FLØYSTAD Hans Kristian	25:30		44
		375	BAKKE Lars Nesbø	25:49	60	
		378	KÅRBØ Tom Erling	26:29	81	
6	Belgium (BEL)					114
		42	D'HOEDT Jeroen	24:23		4
		44	TORFS Sanne	25:09		30
		43	NAERT Koen	25:22		39
		40	ABDI Bashir	25:25		41
		41	CAELEN Florent	25:40	54	
7	Portugal (POR)					133
		423	MATEUS Ricardo	24:25		5
		421	COSTA Tiago	24:32		7
		422	LOPES Paulo	25:44		59
		425	SANTA CRUZ Jorge	25:51		62
		426	VALE Ricardo	26:33	85	
		424	MENDES Luis	26:42	89	
8	Germany (GER)					134
		245	ORTH Florian	24:44		10
		247	SCHWIEGELSHOHN Fynn	24:55		18
		246	RINGER Richard	25:11		31
		244	BROSIUS Hagen	26:10		75


Under 23 Men
Team Results

Rank	Nation	Bib	Name	Time	Pos	Points
9	Ukraine (UKR)					149
		551	KRYVONIS Maksym	24:55		19
		554	ROMANENKO Roman	25:07		29
		553	OLEFIRENKO Igor	25:31		45
		552	LYSENKO Serhiy	25:41		56
10	Netherlands (NED)					152
		364	POESIAT Thomas	24:53		17
		363	NAGEEYE Abdi	25:12		33
		366	VERWER Niels	25:35		50
		365	VAN MALSEN Jorit	25:38		52
11	Sweden (SWE)					176
		517	SÖDERBERG Alexander	25:06		28
		512	EKVALL Mikael	25:20		38
		516	SENORSKI Eric	25:34		49
		511	DANIELSON Anton	25:50		61
		510	ÅHWALL Andreas	26:29	84	
		513	HYDÉN Johan	DNF		
12	Poland (POL)					184
		386	KUJAWSKI Lukasz	24:58		21
		385	BLAZINSKI Marcin	25:11		32
		388	SIERACKI Kamil	25:39		53
		389	ZALEWSKI Krystian	26:18		78
		384	ANKIEL Arkadiusz	26:39	88	
		387	OLEJARZ Artur	DNF		
13	Italy (ITA)					202
		329	EL MAZOURY Ahmed	24:51		15
		330	NASTI Patrick	25:40		55
		328	CASAGRANDE Stefano	25:52		63
		333	TURRONI Alessandro	25:56		69
		331	PASSERI Riccardo	26:07	74	
		332	STERNI Riccardo	26:29	83	
14	Turkey (TUR)					219
		539	GUNEN Vedat	25:24		40
		536	DEMIR Medeni	25:30		43
		538	GUNEN Sedat	25:54		65
		537	EKIN Erdinc	26:01		71
		540	PAK Hasan	DNF		
15	Austria (AUT)					279
		21	VOJTA Andreas	25:32		46
		19	PFEIL Valentin	25:33		47
		20	SANDER Christoph	27:01		92
		18	AIGNER Jürgen	27:18		94
16	Latvia (LAT)					327
		347	VIKERS Janis	26:02		72
		345	BRISKA Kaspars	26:26		80
		346	SAVCUKS Konstantins	26:29		82
		344	DOMANINS Andrejs	27:07		93

Weather conditions

Temperature: 18 °C Humidity: 68 % Conditions: Cloudy

INTERNET Service: www.european-athletics.org


Timing, Measurement and Data Service by  OMEGA

Under 23 Women
Results

12 DEC 2010

Rank	Bib	Name	Nat	Date of Birth	Result	Time Behind
1	541	ERDOGAN Meryem	TUR	24 APR 1990	20:08	
2	115	JORDÁN Cristina	ESP	23 JUL 1989	20:17	0:09
3	219	PALLANT Emma	GBR	4 JUN 1989	20:28	0:20
4	557	NOSENKO Ganna	UKR	1 OCT 1988	20:36	0:28
5	445	BIRCA Roxana	ROU	22 JUN 1988	20:39	0:31
6	135	ERIKSSON Sandra	FIN	4 JUN 1989	20:41	0:33
7	217	GRAY Natalie	GBR	17 FEB 1988	20:43	0:35
8	558	POGORIELSKA Viktoriya	UKR	4 AUG 1990	20:46	0:38
9	467	GORBUNOVA Yekaterina	RUS	17 JAN 1989	20:46	0:38
10	57	SEKANOVA Lucie	CZE	5 AUG 1989	20:47	0:39
11	170	LAUBERTIE Patricia	FRA	30 AUG 1988	20:47	0:39
12	471	VLASOVA Natalya	RUS	19 JUL 1988	20:47	0:39
13	469	LEBEDEVA Lyudmila	RUS	23 MAY 1990	20:48	0:40
14	167	CALVIN Clémence	FRA	17 MAY 1990	20:50	0:42
15	468	KHASANOVA Alfiya	RUS	3 OCT 1988	20:52	0:44
16	220	PIDGEON Emily	GBR	1 JUN 1989	20:55	0:47
17	559	SKRYPAK Olga	UKR	2 DEC 1990	21:00	0:52
18	431	ROCHA Carla Salomé	POR	25 APR 1990	21:06	0:58
19	253	SUSSMANN Jana	GER	12 OCT 1990	21:13	1:05
20	334	EPIS Giovanna	ITA	11 JUN 1988	21:14	1:06
21	221	WALDRON Sarah	GBR	11 FEB 1988	21:16	1:08
22	428	CUNHA Daniela	POR	30 APR 1990	21:18	1:10
23	249	HAHNER Anna	GER	20 NOV 1989	21:19	1:11
24	216	CURRAN Elspeth	GBR	27 JUL 1989	21:20	1:12
25	470	PETROVA Marina	RUS	25 JAN 1990	21:26	1:18
26	116	MAYOBRE Paula	ESP	16 MAY 1989	21:30	1:22
27	128	SUUR Laura	EST	20 APR 1990	21:32	1:24
28	298	TREACY Sara	IRL	22 JUN 1989	21:34	1:26
29	214	AINSWORTH Imogen	GBR	24 JUL 1988	21:34	1:26
30	483	KRKOC Lucija	SLO	9 APR 1988	21:35	1:27
31	119	PEREIRA Solange Andreia	ESP	12 DEC 1989	21:37	1:29
32	250	HAHNER Lisa	GER	20 NOV 1989	21:39	1:31
33	251	KOCK Maren	GER	22 JUN 1990	21:46	1:38
34	429	FERREIRA Ana Mafalda	POR	22 APR 1988	21:47	1:39
35	118	NAVARRETE Esther	ESP	16 MAR 1990	21:50	1:42
36	556	KOVALENKO Lyudmyla	UKR	26 JUN 1989	21:50	1:42
37	335	ROFFINO Valeria	ITA	9 APR 1990	21:53	1:45
38	45	SOCCOL Manuela	BEL	16 JUN 1988	21:54	1:46
39	248	GATZWEILER Ursula	GER	11 DEC 1988	21:57	1:49
40	300	WOODS Becky	IRL	27 JUN 1988	21:58	1:50
41	391	GUZ Katarzyna	POL	11 NOV 1989	22:01	1:53
42	500	HAUERT Céline	SUI	12 JAN 1989	22:04	1:56
43	430	LIMA Sónia Catarina	POR	10 MAY 1990	22:05	1:57

INTERNET Service: www.european-athletics.org

Timing, Measurement and Data Service by  OMEGA

printed at SUN 12 DEC 2010 13:08

Page 1 of 2

Under 23 Women
Results

12 DEC 2010

Rank	Bib	Name	Nat	Date of Birth	Result	Time Behind
44	117	MOSQUERA Sandra	ESP	27 JUN 1990	22:09	2:01
45	168	CHARAYRON Emmie	FRA	17 JAN 1990	22:11	2:03
46	299	TRESTON Bryony	IRL	17 MAY 1988	22:13	2:05
47	252	SCHRULLE Mareike	GER	13 JAN 1989	22:15	2:07
48	169	CHASLIN Florine	FRA	12 AUG 1989	22:17	2:09
49	392	JERZYK Agnieszka	POL	15 JAN 1988	22:18	2:10
50	518	SJÖKVIST Sara	SWE	23 JAN 1989	22:19	2:11
51	395	WASZAK Karolina	POL	10 JAN 1989	22:22	2:14
52	113	ESTEBAN Beatriz	ESP	6 MAR 1990	22:24	2:16
53	393	KRAWCZYNSKA Marta	POL	12 JUL 1988	22:30	2:22
54	555	BATRAK Nataliya	UKR	1 OCT 1988	22:31	2:23
55	350	JELIZAROVA Polina	LAT	1 MAY 1989	22:39	2:31
56	427	CARVALHO Sara	POR	24 NOV 1988	22:43	2:35
57	172	MEUNIER Laetitia	FRA	17 JAN 1990	22:52	2:44
58	23	EBERHART Tanja	AUT	11 DEC 1989	22:56	2:48
59	348	ANETE Midrijane	LAT	19 NOV 1989	23:02	2:54
60	171	MERIAUX Cecile	FRA	18 JAN 1990	23:05	2:57
61	432	SILVA Tania	POR	24 MAY 1988	23:06	2:58
	390	CICHOCKA Angelika	POL	10 JAN 1988	DNF	
	349	FETCERE Daniela	LAT	18 AUG 1990	DNF	
	394	TRZASKALSKA Izabela	POL	9 JAN 1988	DNF	
	22	BAIERL Anita	AUT	18 JUN 1988	DNS	

Intermediate times:	770m	2:20	115	JORDÁN Cristina (ESP)
	1270m	4:00	541	ERDOGAN Meryem (TUR)
	2870m	9:20	541	ERDOGAN Meryem (TUR)
	4470m	14:44	541	ERDOGAN Meryem (TUR)


Weather conditions

Temperature: 18 °C Humidity: 68 % Conditions: Cloudy

Legend

DNF Did not Finish DNS Did not Start

INTERNET Service: www.european-athletics.org

Timing, Measurement and Data Service by  OMEGA

printed at SUN 12 DEC 2010 13:08


Page 2 of 2

Under 23 Women Detailed Results

12 DEC 2010

Rank	Bib	Name	Nat	Date of Birth	Result	Time Behind				
							770m	1270m	2870m	4470m
1	541	ERDOGAN Meryem	TUR	24 APR 1990	20:08					
						2:20 (2)	4:00 (1)	9:20 (1)	14:44 (1)	5:24
2	115	JORDÁN Cristina	ESP	23 JUL 1989	20:17	0:09				
						2:20 (1)	4:00 (6)	9:22 (2)	14:50 (3)	5:27
3	219	PALLANT Emma	GBR	4 JUN 1989	20:28	0:20				
						2:22 (13)	4:00 (7)	9:22 (3)	14:49 (2)	5:39
4	557	NOSENKO Ganna	UKR	1 OCT 1988	20:36	0:28				
						2:23 (16)	4:01 (13)	9:30 (10)	15:00 (5)	5:36
5	445	BIRCA Roxana	ROU	22 JUN 1988	20:39	0:31				
						2:21 (6)	4:00 (4)	9:23 (4)	14:59 (4)	5:40
6	135	ERIKSSON Sandra	FIN	4 JUN 1989	20:41	0:33				
						2:20 (3)	4:00 (3)	9:26 (5)	15:07 (9)	5:34
7	217	GRAY Natalie	GBR	17 FEB 1988	20:43	0:35				
						2:22 (11)	4:01 (14)	9:26 (6)	15:01 (6)	5:42
8	558	POGORIELSKA Viktoriya	UKR	4 AUG 1990	20:46	0:38				
						2:25 (25)	4:02 (21)	9:36 (19)	15:14 (15)	5:32
9	467	GORBUNOVA Yekaterina	RUS	17 JAN 1989	20:46	0:38				
						2:21 (7)	4:00 (9)	9:31 (12)	15:08 (11)	5:38
10	57	SEKANOVÁ Lucie	CZE	5 AUG 1989	20:47	0:39				
						2:22 (15)	4:01 (17)	9:33 (14)	15:14 (16)	5:33
11	170	LAUBERTIE Patricia	FRA	30 AUG 1988	20:47	0:39				
						2:26 (33)	4:04 (30)	9:35 (17)	15:11 (12)	5:36
12	471	VLASOVA Natalya	RUS	19 JUL 1988	20:47	0:39				
						2:21 (9)	4:00 (10)	9:29 (9)	15:05 (7)	5:42
13	469	LEBEDEVA Lyudmila	RUS	23 MAY 1990	20:48	0:40				
						2:20 (5)	4:00 (2)	9:29 (8)	15:07 (10)	5:41
14	167	CALVIN Clémence	FRA	17 MAY 1990	20:50	0:42				
						2:25 (27)	4:04 (29)	9:36 (21)	15:13 (14)	5:37
15	468	KHASANOVA Alfiya	RUS	3 OCT 1988	20:52	0:44				
						2:20 (4)	4:00 (5)	9:31 (11)	15:11 (13)	5:41
16	220	PIDGEON Emily	GBR	1 JUN 1989	20:55	0:47				
						2:22 (14)	4:01 (16)	9:28 (7)	15:07 (8)	5:48

 INTERNET Service: www.european-athletics.org

 Timing, Measurement and Data Service by  **OMEGA**

printed at SUN 12 DEC 2010 13:09

Page 1 of 5

Under 23 Women Detailed Results

12 DEC 2010


Rank	Bib	Name	Nat	Date of Birth	Result	Time Behind				
							770m	1270m	2870m	4470m
17	559	SKRYPAK Olga	UKR	2 DEC 1990	21:00	0:52				
							2:24 (21)	4:03 (22) 1:39	9:34 (15) 5:31	15:14 (17) 5:40
18	431	ROCHA Carla Salomé	POR	25 APR 1990	21:06	0:58				
							2:22 (12)	4:00 (12) 1:38	9:38 (24) 5:38	15:24 (20) 5:46
19	253	SUSSMANN Jana	GER	12 OCT 1990	21:13	1:05				
							2:28 (45)	4:08 (46) 1:40	9:44 (32) 5:36	15:31 (26) 5:47
20	334	EPIS Giovanna	ITA	11 JUN 1988	21:14	1:06				
							2:25 (26)	4:04 (28) 1:39	9:38 (26) 5:34	15:26 (23) 5:48
21	221	WALDRON Sarah	GBR	11 FEB 1988	21:16	1:08				
							2:23 (17)	4:01 (15) 1:38	9:32 (13) 5:31	15:20 (18) 5:48
22	428	CUNHA Daniela	POR	30 APR 1990	21:18	1:10				
							2:21 (8)	4:00 (11) 1:39	9:35 (18) 5:35	15:22 (19) 5:47
23	249	HAHNER Anna	GER	20 NOV 1989	21:19	1:11				
							2:28 (46)	4:08 (40) 1:40	9:43 (30) 5:35	15:31 (25) 5:48
24	216	CURRAN Elspeth	GBR	27 JUL 1989	21:20	1:12				
							2:23 (19)	4:01 (18) 1:38	9:36 (22) 5:35	15:25 (22) 5:49
25	470	PETROVA Marina	RUS	25 JAN 1990	21:26	1:18				
							2:22 (10)	4:00 (8) 1:38	9:35 (16) 5:35	15:29 (24) 5:54
26	116	MAYOBRE Paula	ESP	16 MAY 1989	21:30	1:22				
							2:29 (52)	4:08 (39) 1:39	9:43 (29) 5:35	15:34 (28) 5:51
27	128	SUUR Laura	EST	20 APR 1990	21:32	1:24				
							2:26 (32)	4:04 (26) 1:38	9:36 (20) 5:32	15:32 (27) 5:56
28	298	TREACY Sara	IRL	22 JUN 1989	21:34	1:26				
							2:26 (28)	4:04 (27) 1:38	9:37 (23) 5:33	15:25 (21) 5:48
29	214	AINSWORTH Imogen	GBR	24 JUL 1988	21:34	1:26				
							2:29 (54)	4:08 (44) 1:39	9:44 (31) 5:36	15:39 (30) 5:55
30	483	KRKOC Lucija	SLO	9 APR 1988	21:35	1:27				
							2:26 (34)	4:07 (37) 1:41	9:47 (34) 5:40	15:43 (33) 5:56
31	119	PEREIRA Solange Andreia	ESP	12 DEC 1989	21:37	1:29				
							2:26 (36)	4:03 (24) 1:37	9:41 (27) 5:38	15:42 (31) 6:01
32	250	HAHNER Lisa	GER	20 NOV 1989	21:39	1:31				
							2:29 (51)	4:09 (48) 1:40	9:46 (33) 5:37	15:39 (29) 5:53

Under 23 Women Detailed Results

12 DEC 2010

Rank	Bib	Name	Nat	Date of Birth	Result	Time Behind					
							770m	1270m	2870m	4470m	
33	251	KOCK Maren	GER	22 JUN 1990	21:46	1:38					
							2:28 (48)	4:08 (45) 1:40	9:51 (36) 5:43	15:53 (36) 6:02	5:53
34	429	FERREIRA Ana Mafalda	POR	22 APR 1988	21:47	1:39					
							2:24 (22)	4:03 (23) 1:39	9:47 (35) 5:44	15:46 (34) 5:59	6:01
35	118	NAVARRETE Esther	ESP	16 MAR 1990	21:50	1:42					
							2:30 (57)	4:12 (56) 1:42	9:59 (49) 5:47	15:53 (37) 5:54	5:57
36	556	KOVALENKO Lyudmyla	UKR	26 JUN 1989	21:50	1:42					
							2:23 (18)	4:01 (19) 1:38	9:38 (25) 5:37	15:42 (32) 6:04	6:08
37	335	ROFFINO Valeria	ITA	9 APR 1990	21:53	1:45					
							2:26 (35)	4:07 (38) 1:41	9:53 (40) 5:46	15:53 (38) 6:00	6:00
38	45	SOCOL Manuela	BEL	16 JUN 1988	21:54	1:46					
							2:26 (29)	4:06 (33) 1:40	9:52 (37) 5:46	15:54 (39) 6:02	6:00
39	248	GATZWEILER Ursula	GER	11 DEC 1988	21:57	1:49					
							2:29 (49)	4:09 (49) 1:40	9:56 (43) 5:47	15:55 (40) 5:59	6:02
40	300	WOODS Becky	IRL	27 JUN 1988	21:58	1:50					
							2:31 (60)	4:13 (61) 1:42	10:04 (55) 5:51	16:05 (45) 6:01	5:53
41	391	GUZ Katarzyna	POL	11 NOV 1989	22:01	1:53					
							2:27 (43)	4:09 (51) 1:42	9:56 (44) 5:47	16:00 (44) 6:04	6:01
42	500	HAUERT Céline	SUI	12 JAN 1989	22:04	1:56					
							2:29 (50)	4:10 (52) 1:41	9:57 (45) 5:47	15:57 (41) 6:00	6:07
43	430	LIMA Sónia Catarina	POR	10 MAY 1990	22:05	1:57					
							2:24 (20)	4:02 (20) 1:38	9:42 (28) 5:40	15:52 (35) 6:10	6:13
44	117	MOSQUERA Sandra	ESP	27 JUN 1990	22:09	2:01					
							2:27 (40)	4:08 (42) 1:41	10:02 (52) 5:54	16:12 (50) 6:10	5:57
45	168	CHARAYRON Emmie	FRA	17 JAN 1990	22:11	2:03					
							2:26 (31)	4:05 (31) 1:39	9:52 (38) 5:47	15:58 (42) 6:06	6:13
46	299	TRESTON Bryony	IRL	17 MAY 1988	22:13	2:05					
							2:31 (61)	4:13 (60) 1:42	10:04 (56) 5:51	16:12 (51) 6:08	6:01
47	252	SCHRULLE Mareike	GER	13 JAN 1989	22:15	2:07					
							2:30 (58)	4:12 (58) 1:42	10:03 (53) 5:51	16:09 (46) 6:06	6:06
48	169	CHASLIN Florine	FRA	12 AUG 1989	22:17	2:09					
							2:26 (37)	4:06 (35) 1:40	9:54 (41) 5:48	15:59 (43) 6:05	6:18

INTERNET Service: www.european-athletics.org

Timing, Measurement and Data Service by  OMEGA

printed at SUN 12 DEC 2010 13:09

Page 3 of 5

Under 23 Women
Detailed Results

12 DEC 2010

Rank	Bib	Name	Nat	Date of Birth	Result	Time Behind				
							770m	1270m	2870m	4470m
49	392	JERZYK Agnieszka	POL	15 JAN 1988	22:18	2:10				
							2:29 (56)	4:11 (53)	10:03 (54)	16:12 (49)
							1:42	5:52	6:09	6:06
50	518	SJÖKVIST Sara	SWE	23 JAN 1989	22:19	2:11				
							2:28 (44)	4:08 (43)	9:59 (50)	16:12 (52)
							1:40	5:51	6:13	6:07
51	395	WASZAK Karolina	POL	10 JAN 1989	22:22	2:14				
							2:26 (30)	4:06 (34)	9:53 (39)	16:10 (48)
							1:40	5:47	6:17	6:12
52	113	ESTEBAN Beatriz	ESP	6 MAR 1990	22:24	2:16				
							2:27 (39)	4:08 (41)	9:59 (51)	16:10 (47)
							1:41	5:51	6:11	6:14
53	393	KRAWCZYNSKA Marta	POL	12 JUL 1988	22:30	2:22				
							2:29 (53)	4:12 (54)	10:11 (58)	16:29 (59)
							1:43	5:59	6:18	6:01
54	555	BATRAK Nataliya	UKR	1 OCT 1988	22:31	2:23				
							2:25 (23)	4:03 (25)	9:59 (48)	16:13 (53)
							1:38	5:56	6:14	6:18
55	350	JELIZAROVA Polina	LAT	1 MAY 1989	22:39	2:31				
							2:27 (41)	4:08 (47)	10:14 (60)	16:24 (56)
							1:41	6:06	6:10	6:15
56	427	CARVALHO Sara	POR	24 NOV 1988	22:43	2:35				
							2:27 (42)	4:09 (50)	10:07 (57)	16:25 (57)
							1:42	5:58	6:18	6:18
57	172	MEUNIER Laetitia	FRA	17 JAN 1990	22:52	2:44				
							2:25 (24)	4:05 (32)	9:57 (46)	16:20 (55)
							1:40	5:52	6:23	6:32
58	23	EBERHART Tanja	AUT	11 DEC 1989	22:56	2:48				
							2:29 (55)	4:12 (57)	10:12 (59)	16:29 (58)
							1:43	6:00	6:17	6:27
59	348	ANETE Midrijane	LAT	19 NOV 1989	23:02	2:54				
							2:31 (62)	4:15 (62)	10:19 (62)	16:41 (60)
							1:44	6:04	6:22	6:21
60	171	MERIAUX Cecile	FRA	18 JAN 1990	23:05	2:57				
							2:31 (63)	4:16 (63)	10:27 (63)	16:49 (62)
							1:45	6:11	6:22	6:16
61	432	SILVA Tania	POR	24 MAY 1988	23:06	2:58				
							2:28 (47)	4:12 (59)	10:17 (61)	16:43 (61)
							1:44	6:05	6:26	6:23
	390	CICHOCKA Angelika	POL	10 JAN 1988	DNF					
							2:30 (59)	4:12 (55)	9:57 (47)	
							1:42	5:45		
	349	FETCERE Daniela	LAT	18 AUG 1990	DNF					
							2:34 (64)			
	394	TRZASKALSKA Izabela	POL	9 JAN 1988	DNF					
							2:27 (38)	4:06 (36)	9:54 (42)	16:14 (54)
							1:39	5:48	6:20	

Under 23 Women
Detailed Results

12 DEC 2010

Rank	Bib	Name	Nat	Date of Birth	Result	Time Behind				
							770m	1270m	2870m	4470m
22		BAIERL Anita	AUT	18 JUN 1988	DNS					

Intermediate times:

770m	2:20	115	JORDÁN Cristina (ESP)
1270m	4:00	541	ERDOGAN Meryem (TUR)
2870m	9:20	541	ERDOGAN Meryem (TUR)
4470m	14:44	541	ERDOGAN Meryem (TUR)


Weather conditions

Temperature: 18 °C Humidity: 68 % Conditions: Cloudy

Legend

DNF Did not Finish DNS Did not Start

INTERNET Service: www.european-athletics.org

Timing, Measurement and Data Service by  OMEGA

printed at SUN 12 DEC 2010 13:09

Page 5 of 5

Under 23 Women
Team Results


Rank	Nation	Bib	Name	Time	Pos	Points
1	Great Britain & NI (GBR)					47
		219	PALLANT Emma	20:28		3
		217	GRAY Natalie	20:43		7
		220	PIDGEON Emily	20:55		16
		221	WALDRON Sarah	21:16		21
		216	CURRAN Elspeth	21:20	24	
		214	AINSWORTH Imogen	21:34	29	
2	Russia (RUS)					49
		467	GORBUNOVA Yekaterina	20:46		9
		471	VLASOVA Natalya	20:47		12
		469	LEBEDEVA Lyudmila	20:48		13
		468	KHASANOVA Alfiya	20:52		15
		470	PETROVA Marina	21:26	25	
3	Ukraine (UKR)					65
		557	NOSENKO Ganna	20:36		4
		558	POGORIELSKA Viktoriya	20:46		8
		559	SKRYPAK Olga	21:00		17
		556	KOVALENKO Lyudmyla	21:50		36
		555	BATRAK Nataliya	22:31	54	
4	Spain (ESP)					94
		115	JORDÁN Cristina	20:17		2
		116	MAYOBRE Paula	21:30		26
		119	PEREIRA Solange Andreia	21:37		31
		118	NAVARRETE Esther	21:50		35
		117	MOSQUERA Sandra	22:09	44	
		113	ESTEBAN Beatriz	22:24	52	
5	Germany (GER)					107
		253	SUSSMANN Jana	21:13		19
		249	HAHNER Anna	21:19		23
		250	HAHNER Lisa	21:39		32
		251	KOCK Maren	21:46		33
		248	GATZWEILER Ursula	21:57	39	
		252	SCHRULLE Mareike	22:15	47	
6	Portugal (POR)					117
		431	ROCHA Carla Salomé	21:06		18
		428	CUNHA Daniela	21:18		22
		429	FERREIRA Ana Mafalda	21:47		34
		430	LIMA Sónia Catarina	22:05		43
		427	CARVALHO Sara	22:43	56	
		432	SILVA Tania	23:06	61	
7	France (FRA)					118
		170	LAUBERTIE Patricia	20:47		11
		167	CALVIN Clémence	20:50		14
		168	CHARAYRON Emmie	22:11		45
		169	CHASLIN Florine	22:17		48
		172	MEUNIER Laetitia	22:52	57	
		171	MERIAUX Cecile	23:05	60	

Under 23 Women
Team Results

Rank	Nation	Bib	Name	Time	Pos	Points
8	Poland (POL)					194
		391	GUZ Katarzyna	22:01		41
		392	JERZYK Agnieszka	22:18		49
		395	WASZAK Karolina	22:22		51
		393	KRAWCZYNSKA Marta	22:30		53
		390	CICHOCKA Angelika	DNF		
		394	TRZASKALSKA Izabela	DNF		

Weather conditions

Temperature: 18 °C Humidity: 68 % Conditions: Cloudy

INTERNET Service: www.european-athletics.orgTiming, Measurement and Data Service by  OMEGA

printed at SUN 12 DEC 2010 13:09


Page 2 of 2

Junior Men
Results

12 DEC 2010

Rank	Bib	Name	Nat	Date of Birth	Result	Time Behind
1	94	MERZOUGUI Abdelaziz	ESP	30 AUG 1991	18:07	
2	485	CEROVAC Nemanja	SRB	16 NOV 1991	18:07	
3	411	PINTO Rui	POR	18 NOV 1992	18:09	0:02
4	549	STREBKOV Ivan	UKR	28 SEP 1991	18:09	0:02
5	373	MOEN Sondre Nordstad	NOR	12 JAN 1991	18:16	0:09
6	458	RUSAKOV Andrey	RUS	28 JUL 1992	18:18	0:11
7	360	VAN DER WIELEN Jesper	NED	2 AUG 1991	18:19	0:12
8	257	SZABÓ Sándor	HUN	6 JUN 1991	18:23	0:16
9	382	KOWALSKI Marek	POL	4 AUG 1991	18:25	0:18
10	197	SAUNDERS Ryan	GBR	29 JUL 1991	18:27	0:20
11	150	COLLENOT-SPRIET Romain	FRA	9 JAN 1992	18:31	0:24
12	282	QUINN Shane	IRL	15 SEP 1992	18:31	0:24
13	149	CANTERO Bryan	FRA	28 APR 1991	18:32	0:25
14	195	HAY Jonathan	GBR	12 FEB 1992	18:32	0:25
15	459	SAENKO Victor	RUS	17 AUG 1991	18:33	0:26
16	196	MCDONNELL John	GBR	22 NOV 1991	18:34	0:27
17	317	SANGUINETTI Andrea	ITA	25 JAN 1992	18:35	0:28
18	33	LEYSEN Erwin	BEL	15 NOV 1991	18:35	0:28
19	231	GRÖSCHEL Tom	GER	25 AUG 1991	18:36	0:29
20	153	PEPIOT Tanguy	FRA	6 JUL 1991	18:38	0:31
21	413	ROLIM Emanuel	POR	30 JAN 1993	18:39	0:32
22	192	COMBS Andrew	GBR	6 NOV 1991	18:41	0:34
23	193	CONNOR Ben	GBR	17 OCT 1992	18:42	0:35
24	409	COSTA José	POR	30 APR 1991	18:43	0:36
25	284	TRAVERS John	IRL	16 MAR 1991	18:45	0:38
26	414	SANTOS Nuno	POR	7 JAN 1991	18:48	0:41
27	372	KVAN EDMAN Ferdinand	NOR	12 FEB 1993	18:50	0:43
28	548	SIRUK Dmytro	UKR	12 APR 1991	18:51	0:44
29	530	TAN Muhammed Emin	TUR	20 JUL 1992	18:51	0:44
30	460	SAFIULIN Ilgizar	RUS	9 DEC 1992	18:52	0:45
31	319	UCCELLARI Davide	ITA	11 OCT 1991	18:53	0:46
32	457	LIALIKOV Nikolai	RUS	13 MAR 1992	18:54	0:47
33	91	FERNANDEZ Aitor	ESP	13 AUG 1991	18:55	0:48
34	67	NIJHUIS Thijs Matthias	DEN	1 JAN 1992	18:56	0:49
35	438	SOARE Nicolae Alexandru	ROU	25 AUG 1991	18:57	0:50
36	125	KIVISTIK Kaur	EST	29 APR 1991	19:01	0:54
37	228	BENITZ Timo	GER	24 DEC 1991	19:02	0:55
38	30	BASEMANS Dries	BEL	12 FEB 1992	19:03	0:56
39	546	KOSTIV Bohdan	UKR	25 FEB 1992	19:03	0:56
40	256	GREGOR László	HUN	10 JAN 1992	19:05	0:58
41	283	ROBINSON Paul	IRL	24 MAY 1991	19:06	0:59
42	279	JENNINGS Emmet	IRL	28 AUG 1991	19:07	1:00
43	456	GRYADKOVSKIY Ilya	RUS	18 MAR 1991	19:07	1:00

INTERNET Service: www.european-athletics.org

Timing, Measurement and Data Service by  OMEGA

printed at SUN 12 DEC 2010 12:36


Page 1 of 3

Junior Men
Results

12 DEC 2010

Rank	Bib	Name	Nat	Date of Birth	Result	Time Behind
44	154	PEPIOT Valentin	FRA	6 JUL 1991	19:09	1:02
45	32	HANNES Pieter-Jan	BEL	30 OCT 1992	19:09	1:02
46	194	FARNHAM-ROSE Robbie	GBR	5 JAN 1994	19:10	1:03
47	151	DAHMANI Samir	FRA	3 APR 1991	19:10	1:03
48	258	SZALAI Benjamin	HUN	21 MAY 1992	19:10	1:03
49	152	GRAS Michael	FRA	15 SEP 1991	19:11	1:04
50	92	IMEDIO Alberto	ESP	24 MAY 1991	19:11	1:04
51	493	ROHRBACH Simon	SUI	10 MAY 1991	19:12	1:05
52	371	GROENNEVIG Oerjan	NOR	14 FEB 1991	19:13	1:06
53	434	CIMPOIERU Claudiu	ROU	11 MAY 1993	19:13	1:06
54	34	VANDELEENE Brieuc	BEL	31 JUL 1991	19:13	1:06
55	361	WARNDORFF Wouter	NED	16 JUL 1991	19:13	1:06
56	31	BOUCHIKHI Lahsene	BEL	1 JUN 1993	19:15	1:08
57	506	ENGHOLM Elmar	SWE	2 OCT 1992	19:16	1:09
58	313	AGNELLO Vincenzo	ITA	7 JUN 1991	19:17	1:10
59	547	POROZOV Igor	UKR	22 MAR 1991	19:18	1:11
60	255	CSERE Gáspár	HUN	12 AUG 1991	19:18	1:11
61	90	CARRO Fernando	ESP	1 APR 1992	19:19	1:12
62	529	PAK Huseyin	TUR	15 OCT 1991	19:19	1:12
63	492	NIEDERHÄUSER Janik	SUI	1 OCT 1991	19:20	1:13
64	412	REBELO Fábio	POR	11 APR 1991	19:22	1:15
65	96	PUYUELO Víctor	ESP	7 MAY 1992	19:24	1:17
66	315	FONTANA Michele	ITA	13 JUN 1991	19:25	1:18
67	278	DOONEY Kevin	IRL	7 JUL 1993	19:26	1:19
68	545	KISHCHENKO Yuriy	UKR	4 AUG 1991	19:26	1:19
69	316	MARZETTA Francois	ITA	22 NOV 1991	19:27	1:20
70	507	LEGERNES Jonas	SWE	4 SEP 1991	19:28	1:21
71	494	SAGAR Severin	SUI	2 JAN 1991	19:30	1:23
72	65	HARBOE Jeppe	DEN	23 FEB 1992	19:30	1:23
73	235	REHBERG Stig	GER	7 OCT 1992	19:32	1:25
74	280	MCBREARTY Darren	IRL	8 MAR 1991	19:38	1:31
75	64	GLANS Peter	DEN	1 JAN 1993	19:39	1:32
76	436	POP Razvan Vasile	ROU	11 AUG 1991	19:39	1:32
77	229	BOCH Simon	GER	18 APR 1994	19:39	1:32
78	528	CENIK Ibrahim	TUR	30 AUG 1993	19:39	1:32
79	234	PEETZ Otto	GER	14 AUG 1991	19:42	1:35
80	410	LOURENÇO Diogo	POR	23 JAN 1992	19:42	1:35
81	314	CASUSCELLI Massimiliano	ITA	11 OCT 1992	19:42	1:35
82	374	MUKTAR ADAM Ahmad	NOR	28 JUN 1992	19:46	1:39
83	508	ROGESTEDT Johan	SWE	27 JAN 1993	19:49	1:42
84	478	ZEVNIK Vid	SLO	12 MAR 1991	19:50	1:43
85	341	SERGEJEVS Andrejs	LAT	27 AUG 1991	19:50	1:43
86	526	ALICI Yusuf	TUR	7 APR 1991	19:53	1:46

INTERNET Service: www.european-athletics.org

Timing, Measurement and Data Service by  OMEGA

printed at SUN 12 DEC 2010 12:36

Page 2 of 3

Junior Men
Results

12 DEC 2010

Rank	Bib	Name	Nat	Date of Birth	Result	Time Behind
87	491	FAHRNI Jonas	SUI	15 JUN 1991	19:53	1:46
88	475	JEREB Urban	SLO	28 FEB 1993	19:53	1:46
89	437	PREDA George Daniel	ROU	3 SEP 1991	20:05	1:58
90	342	SERJOGINS Dmitrijs	LAT	23 FEB 1993	20:12	2:05
91	259	SZANISZLO Barnabás	HUN	13 DEC 1991	20:16	2:09
92	527	CAVUSLI Yunus Emre	TUR	14 JUL 1993	20:21	2:14
93	370	BUGGE Johan	NOR	24 JAN 1991	20:23	2:16
94	476	POTOCNIK Rok	SLO	22 JUN 1991	20:29	2:22
95	50	BOSNJAK Dino	CRO	21 JAN 1994	20:36	2:29
96	435	LICA Ion	ROU	16 SEP 1991	20:37	2:30
97	477	PUHAR Rok	SLO	14 SEP 1992	20:39	2:32
98	66	JENSEN Nick	DEN	17 JUN 1991	20:49	2:42
99	343	GVIDO Belinskis	LAT	6 SEP 1991	21:04	2:57
	89	ARCE Daniel	ESP	22 APR 1992	DNF	
	504	ASMEROM SOLOMON Napoleon	SWE	14 FEB 1994	DNF	
	124	BASMANOV Anton	EST	6 MAR 1991	DNF	
	505	EK Staffan	SWE	13 NOV 1991	DNF	
	230	FEHR Marcel	GER	20 JUN 1992	DNF	

Intermediate times:	770m	2:08	527	CAVUSLI Yunus Emre (TUR)
	1270m	3:37	414	SANTOS Nuno (POR)
	2870m	8:24	458	RUSAKOV Andrey (RUS)
	4470m	13:22	94	MERZOUGUI Abdelaziz (ESP)


Weather conditions

Temperature: 18 °C Humidity: 68 % Conditions: Cloudy

Legend

DNF Did not Finish

INTERNET Service: www.european-athletics.org

Timing, Measurement and Data Service by  OMEGA

printed at SUN 12 DEC 2010 12:36


Page 3 of 3

Junior Men
Detailed Results

12 DEC 2010

Rank	Bib	Name	Nat	Date of Birth	Result	Time Behind				
							770m	1270m	2870m	4470m
1	94	MERZOUGUI Abdelaziz	ESP	30 AUG 1991	18:07					
						2:09 (19)	3:37 (11)	8:25 (2)	13:22 (1)	4:45
2	485	CEROVAC Nemanja	SRB	16 NOV 1991	18:07					
						2:09 (22)	3:37 (5)	8:25 (4)	13:22 (4)	4:45
3	411	PINTO Rui	POR	18 NOV 1992	18:09	0:02				
						2:09 (9)	3:37 (2)	8:25 (3)	13:22 (2)	4:47
4	549	STREBKOV Ivan	UKR	28 SEP 1991	18:09	0:02				
						2:12 (78)	3:41 (69)	8:35 (35)	13:29 (13)	4:40
5	373	MOEN Sondre Nordstad	NOR	12 JAN 1991	18:16	0:09				
						2:13 (87)	3:40 (58)	8:31 (18)	13:23 (8)	4:53
6	458	RUSAKOV Andrey	RUS	28 JUL 1992	18:18	0:11				
						2:09 (18)	3:37 (3)	8:24 (1)	13:22 (3)	4:56
7	360	VAN DER WIELEN Jesper	NED	2 AUG 1991	18:19	0:12				
						2:09 (6)	3:37 (12)	8:26 (8)	13:23 (7)	4:56
8	257	SZABÓ Sándor	HUN	6 JUN 1991	18:23	0:16				
						2:09 (2)	3:37 (7)	8:26 (7)	13:22 (6)	5:01
9	382	KOWALSKI Marek	POL	4 AUG 1991	18:25	0:18				
						2:11 (54)	3:39 (42)	8:33 (26)	13:30 (16)	4:55
10	197	SAUNDERS Ryan	GBR	29 JUL 1991	18:27	0:20				
						2:11 (56)	3:40 (54)	8:31 (20)	13:28 (12)	4:59
11	150	COLLENOT-SPRIET Romain	FRA	9 JAN 1992	18:31	0:24				
						2:10 (41)	3:38 (24)	8:30 (15)	13:30 (15)	5:01
12	282	QUINN Shane	IRL	15 SEP 1992	18:31	0:24				
						2:09 (20)	3:37 (10)	8:25 (6)	13:22 (5)	5:09
13	149	CANTERO Bryan	FRA	28 APR 1991	18:32	0:25				
						2:12 (70)	3:40 (56)	8:34 (29)	13:36 (23)	4:56
14	195	HAY Jonathan	GBR	12 FEB 1992	18:32	0:25				
						2:10 (32)	3:38 (25)	8:27 (13)	13:28 (11)	5:04
15	459	SAENKO Victor	RUS	17 AUG 1991	18:33	0:26				
						2:09 (3)	3:37 (6)	8:30 (17)	13:34 (18)	4:59
16	196	MCDONNELL John	GBR	22 NOV 1991	18:34	0:27				
						2:10 (35)	3:39 (32)	8:32 (22)	13:36 (21)	4:58

INTERNET Service: www.european-athletics.org

Timing, Measurement and Data Service by  OMEGA

printed at SUN 12 DEC 2010 12:37

Page 1 of 7

Junior Men
Detailed Results

12 DEC 2010

Rank	Bib	Name	Nat	Date of Birth	Result	Time Behind					
							770m	1270m	2870m	4470m	
17	317	SANGUINETTI Andrea	ITA	25 JAN 1992	18:35	0:28					
							2:12 (79)	3:40 (52)	8:36 (36)	13:37 (26)	4:58
							1:28	4:56	5:01		
18	33	LEYSEN Erwin	BEL	15 NOV 1991	18:35	0:28					
							2:12 (73)	3:40 (55)	8:35 (34)	13:38 (27)	4:57
							1:28	4:55	5:03		
19	231	GRÖSCHEL Tom	GER	25 AUG 1991	18:36	0:29					
							2:10 (26)		8:29 (14)	13:32 (17)	5:04
									5:03		
20	153	PEPIOT Tanguy	FRA	6 JUL 1991	18:38	0:31					
							2:09 (21)	3:38 (22)	8:27 (11)	13:28 (10)	5:10
							1:29	4:49	5:01		
21	413	ROLIM Emanuel	POR	30 JAN 1993	18:39	0:32					
							2:09 (8)	3:37 (4)	8:31 (19)	13:37 (24)	5:02
							1:28	4:54	5:06		
22	192	COMBS Andrew	GBR	6 NOV 1991	18:41	0:34					
							2:12 (72)	3:40 (43)	8:32 (25)	13:34 (19)	5:07
							1:28	4:52	5:02		
23	193	CONNOR Ben	GBR	17 OCT 1992	18:42	0:35					
							2:10 (30)	3:38 (17)	8:32 (21)	13:36 (22)	5:06
							1:28	4:54	5:04		
24	409	COSTA José	POR	30 APR 1991	18:43	0:36					
							2:10 (42)	3:39 (36)	8:36 (38)	13:40 (28)	5:03
							1:29	4:57	5:04		
25	284	TRAVERS John	IRL	16 MAR 1991	18:45	0:38					
							2:10 (24)	3:37 (9)	8:25 (5)	13:35 (20)	5:10
							1:27	4:48	5:10		
26	414	SANTOS Nuno	POR	7 JAN 1991	18:48	0:41					
							2:09 (7)	3:37 (1)	8:26 (9)	13:29 (14)	5:19
							1:28	4:49	5:03		
27	372	KVAN EDMAN Ferdinand	NOR	12 FEB 1993	18:50	0:43					
							2:12 (64)	3:40 (44)	8:35 (33)	13:45 (32)	5:05
							1:28	4:55	5:10		
28	548	SIRUK Dmytro	UKR	12 APR 1991	18:51	0:44					
							2:10 (27)	3:38 (21)	8:32 (24)	13:37 (25)	5:14
							1:28	4:54	5:05		
29	530	TAN Muhammed Emin	TUR	20 JUL 1992	18:51	0:44					
							2:11 (51)	3:39 (38)	8:34 (31)	13:41 (30)	5:10
							1:28	4:55	5:07		
30	460	SAFIULIN Ilgizar	RUS	9 DEC 1992	18:52	0:45					
							2:13 (90)	3:43 (87)	8:47 (66)	13:48 (39)	5:04
							1:30	5:04	5:01		
31	319	UCCELLARI Davide	ITA	11 OCT 1991	18:53	0:46					
							2:12 (77)	3:41 (71)	8:39 (48)	13:44 (31)	5:09
							1:29	4:58	5:05		
32	457	LIALIKOV Nikolai	RUS	13 MAR 1992	18:54	0:47					
							2:13 (83)	3:42 (76)	8:44 (60)	13:53 (48)	5:01
							1:29	5:02	5:09		

Junior Men
Detailed Results

12 DEC 2010


Rank	Bib	Name	Nat	Date of Birth	Result	Time Behind					
							770m	1270m	2870m	4470m	
33	91	FERNANDEZ Aitor	ESP	13 AUG 1991	18:55	0:48	2:13 (81)	3:42 (74)	8:39 (42)	13:47 (35)	5:08
							1:29	4:57	5:08		
34	67	NIJHUIS Thijs Matthias	DEN	1 JAN 1992	18:56	0:49	2:10 (38)	3:39 (39)	8:39 (46)	13:47 (36)	5:09
							1:29	5:00	5:08		
35	438	SOARE Nicolae Alexandru	ROU	25 AUG 1991	18:57	0:50	2:11 (52)	3:40 (58)	8:33 (27)	13:41 (29)	5:16
							1:29	4:53	5:08		
36	125	KIVISTIK Kaur	EST	29 APR 1991	19:01	0:54	2:10 (25)	3:38 (26)	8:34 (30)	13:47 (37)	5:14
							1:28	4:56	5:13		
37	228	BENITZ Timo	GER	24 DEC 1991	19:02	0:55	2:11 (50)	3:39 (34)	8:37 (39)	13:48 (38)	5:14
							1:28	4:58	5:11		
38	30	BASEMANS Dries	BEL	12 FEB 1992	19:03	0:56	2:11 (58)	3:41 (62)	8:42 (57)	13:52 (43)	5:11
							1:30	5:01	5:10		
39	546	KOSTIV Bohdan	UKR	25 FEB 1992	19:03	0:56	2:10 (34)	3:39 (31)	8:37 (40)	13:50 (42)	5:13
							1:29	4:58	5:13		
40	256	GREGOR László	HUN	10 JAN 1992	19:05	0:58	2:10 (28)	3:39 (27)	8:41 (52)	13:52 (45)	5:13
							1:29	5:02	5:11		
41	283	ROBINSON Paul	IRL	24 MAY 1991	19:06	0:59	2:13 (86)	3:43 (81)	8:47 (69)	14:04 (65)	5:02
							1:30	5:04	5:17		
42	279	JENNINGS Emmet	IRL	28 AUG 1991	19:07	1:00	2:10 (39)	3:39 (33)	8:41 (50)	13:52 (44)	5:15
							1:29	5:02	5:11		
43	456	GRYADKOVSKIY Ilya	RUS	18 MAR 1991	19:07	1:00	2:09 (11)	3:39 (41)	8:39 (43)	13:49 (41)	5:18
							1:30	5:00	5:10		
44	154	PEPIOT Valentin	FRA	6 JUL 1991	19:09	1:02	2:09 (16)	3:38 (15)	8:32 (23)	13:45 (33)	5:24
							1:29	4:54	5:13		
45	32	HANNES Pieter-Jan	BEL	30 OCT 1992	19:09	1:02	2:13 (88)	3:42 (75)	8:52 (82)	14:04 (64)	5:05
							1:29	5:10	5:12		
46	194	FARNHAM-ROSE Robbie	GBR	5 JAN 1994	19:10	1:03	2:11 (61)	3:40 (48)	8:39 (47)	13:53 (46)	5:17
							1:29	4:59	5:14		
47	151	DAHMANI Samir	FRA	3 APR 1991	19:10	1:03	2:09 (13)	3:38 (16)	8:27 (12)	13:49 (40)	5:21
							1:29	4:49	5:22		
48	258	SZALAI Benjamin	HUN	21 MAY 1992	19:10	1:03	2:11 (46)	3:40 (60)	8:42 (55)	13:55 (49)	5:15
							1:29	5:02	5:13		

Junior Men
Detailed Results

12 DEC 2010

Rank	Bib	Name	Nat	Date of Birth	Result	Time Behind					
							770m	1270m	2870m	4470m	
49	152	GRAS Michael	FRA	15 SEP 1991	19:11	1:04					
							2:11 (59)	3:39 (28) 1:28	8:41 (51) 5:02	14:01 (57) 5:20	5:10
50	92	IMEDIO Alberto	ESP	24 MAY 1991	19:11	1:04					
							2:10 (43)	3:39 (40) 1:29	8:34 (32) 4:55	13:56 (51) 5:22	5:15
51	493	ROHRBACH Simon	SUI	10 MAY 1991	19:12	1:05					
							2:09 (23)	3:40 (47) 1:31	8:42 (53) 5:02	14:00 (56) 5:18	5:12
52	371	GROENNEVIG Oerjan	NOR	14 FEB 1991	19:13	1:06					
							2:12 (74)	3:41 (64) 1:29	8:49 (75) 5:08	14:01 (59) 5:12	5:12
53	434	CIMPOIERU Claudiu	ROU	11 MAY 1993	19:13	1:06					
							2:10 (31)	3:38 (18) 1:28	8:33 (28) 4:55	13:53 (47) 5:20	5:20
54	34	VANDELEENE Briec	BEL	31 JUL 1991	19:13	1:06					
							2:11 (47)	3:40 (50) 1:29	8:48 (70) 5:08	14:06 (69) 5:18	5:07
55	361	WARNDORFF Wouter	NED	16 JUL 1991	19:13	1:06					
							2:11 (49)	3:40 (45) 1:29	8:42 (56) 5:02	13:59 (54) 5:17	5:14
56	31	BOUCHIKHI Lahsene	BEL	1 JUN 1993	19:15	1:08					
							2:10 (29)	3:39 (35) 1:29	8:44 (58) 5:05	14:01 (60) 5:17	5:14
57	506	ENGHOLM Elmar	SWE	2 OCT 1992	19:16	1:09					
							2:12 (67)	3:41 (72) 1:29	8:46 (65) 5:05	14:02 (61) 5:16	5:14
58	313	AGNELLO Vincenzo	ITA	7 JUN 1991	19:17	1:10					
							2:12 (62)	3:42 (73) 1:30	8:44 (61) 5:02	14:05 (67) 5:21	5:12
59	547	POROZOV Igor	UKR	22 MAR 1991	19:18	1:11					
							2:09 (15)	3:39 (29) 1:30	8:44 (59) 5:05	14:02 (62) 5:18	5:16
60	255	CSERE Gáspár	HUN	12 AUG 1991	19:18	1:11					
							2:13 (80)	3:42 (79) 1:29	8:48 (71) 5:06	14:02 (63) 5:14	5:16
61	90	CARRO Fernando	ESP	1 APR 1992	19:19	1:12					
							2:11 (60)	3:40 (46) 1:29	8:39 (45) 4:59	13:59 (55) 5:20	5:20
62	529	PAK Huseyin	TUR	15 OCT 1991	19:19	1:12					
							2:09 (12)	3:38 (14) 1:29	8:30 (16) 4:52	13:45 (34) 5:15	5:34
63	492	NIEDERHÄUSER Janik	SUI	1 OCT 1991	19:20	1:13					
							2:13 (92)	3:44 (94) 1:31	8:49 (77) 5:05	14:01 (58) 5:12	5:19
64	412	REBELO Fábio	POR	11 APR 1991	19:22	1:15					
							2:09 (14)	3:38 (20) 1:29	8:39 (44) 5:01	13:58 (52) 5:19	5:24

INTERNET Service: www.european-athletics.org

Timing, Measurement and Data Service by  OMEGA

printed at SUN 12 DEC 2010 12:37

Page 4 of 7

**Junior Men
Detailed Results**

12 DEC 2010


Rank	Bib	Name	Nat	Date of Birth	Result	Time Behind				
							770m	1270m	2870m	4470m
65	96	PUYUELO Víctor	ESP	7 MAY 1992	19:24	1:17				
							2:12 (69)	3:41 (70)	8:48 (73)	14:05 (66)
							1:29	5:07	5:17	5:19
66	315	FONTANA Michele	ITA	13 JUN 1991	19:25	1:18				
							2:10 (36)	3:39 (30)	8:38 (41)	13:55 (50)
							1:29	4:59	5:17	5:30
67	278	DOONEY Kevin	IRL	7 JUL 1993	19:26	1:19				
							2:13 (82)	3:42 (80)	8:48 (74)	14:07 (71)
							1:29	5:06	5:19	5:19
68	545	KISHCHENKO Yuriy	UKR	4 AUG 1991	19:26	1:19				
							2:10 (37)	3:42 (77)	8:52 (81)	14:10 (74)
							1:32	5:10	5:18	5:16
69	316	MARZETTA Francois	ITA	22 NOV 1991	19:27	1:20				
							2:10 (40)	3:38 (19)	8:36 (37)	13:59 (53)
							1:28	4:58	5:23	5:28
70	507	LEGERNES Jonas	SWE	4 SEP 1991	19:28	1:21				
							2:14 (96)	3:44 (91)	8:49 (76)	14:07 (70)
							1:30	5:05	5:18	5:21
71	494	SAGAR Severin	SUI	2 JAN 1991	19:30	1:23				
							2:13 (89)	3:44 (90)	8:54 (86)	14:13 (78)
							1:31	5:10	5:19	5:17
72	65	HARBOE Jeppe	DEN	23 FEB 1992	19:30	1:23				
							2:12 (68)	3:41 (65)	8:47 (68)	14:12 (77)
							1:29	5:06	5:25	5:18
73	235	REHBERG Stig	GER	7 OCT 1992	19:32	1:25				
							2:11 (55)	3:41 (63)	8:45 (62)	14:09 (72)
							1:30	5:04	5:24	5:23
74	280	MCBREARTY Darren	IRL	8 MAR 1991	19:38	1:31				
							2:11 (53)	3:40 (53)	8:42 (54)	14:06 (68)
							1:29	5:02	5:24	5:32
75	64	GLANS Peter	DEN	1 JAN 1993	19:39	1:32				
							2:11 (48)	3:40 (51)	8:50 (79)	14:15 (81)
							1:29	5:10	5:25	5:24
76	436	POP Razvan Vasile	ROU	11 AUG 1991	19:39	1:32				
							2:11 (57)	3:43 (82)	8:47 (67)	14:11 (75)
							1:32	5:04	5:24	5:28
77	229	BOCH Simon	GER	18 APR 1994	19:39	1:32				
							2:13 (91)	3:43 (89)	8:48 (72)	14:10 (73)
							1:30	5:05	5:22	5:29
78	528	CENIK Ibrahim	TUR	30 AUG 1993	19:39	1:32				
							2:11 (45)	3:41 (66)	8:57 (90)	14:20 (84)
							1:30	5:16	5:23	5:19
79	234	PEETZ Otto	GER	14 AUG 1991	19:42	1:35				
							2:12 (76)	3:41 (68)	8:51 (80)	14:21 (86)
							1:29	5:10	5:30	5:21
80	410	LOURENÇO Diogo	POR	23 JAN 1992	19:42	1:35				
							2:09 (4)	3:38 (23)	8:59 (93)	14:27 (90)
							1:29	5:21	5:28	5:15

**Junior Men
Detailed Results**

12 DEC 2010

Rank	Bib	Name	Nat	Date of Birth	Result	Time Behind					
							770m	1270m	2870m	4470m	
81	314	CASUSCELLI Massimiliano	ITA	11 OCT 1992	19:42	1:35	2:14 (94)	3:44 (93)	8:56 (88)	14:17 (82)	5:25
82	374	MUKTAR ADAM Ahmad	NOR	28 JUN 1992	19:46	1:39	2:13 (85)	3:43 (88)	8:53 (83)	14:14 (80)	5:32
83	508	ROGESTEDT Johan	SWE	27 JAN 1993	19:49	1:42	2:14 (95)	3:44 (92)	8:55 (87)	14:24 (88)	5:25
84	478	ZEVNIK Vid	SLO	12 MAR 1991	19:50	1:43	2:10 (33)	3:40 (57)	8:46 (63)	14:12 (76)	5:38
85	341	SERGEJEVS Andrejs	LAT	27 AUG 1991	19:50	1:43	2:15(102)	3:47(102)	9:06 (98)	14:32 (94)	5:18
86	526	ALICI Yusuf	TUR	7 APR 1991	19:53	1:46	2:10 (43)	3:40 (61)	8:56 (89)	14:31 (93)	5:22
87	491	FAHRNI Jonas	SUI	15 JUN 1991	19:53	1:46	2:09 (10)	3:40 (49)	8:50 (78)	14:20 (85)	5:33
88	475	JEREB Urban	SLO	28 FEB 1993	19:53	1:46	2:14 (97)	3:45 (95)	8:58 (92)	14:23 (87)	5:30
89	437	PREDA George Daniel	ROU	3 SEP 1991	20:05	1:58	2:09 (4)	3:37 (8)	8:40 (49)	14:19 (83)	5:46
90	342	SERJOGINS Dmitrijs	LAT	23 FEB 1993	20:12	2:05	2:15(101)	3:46 (98)	9:04 (96)	14:38 (96)	5:34
91	259	SZANISZLO Barnabás	HUN	13 DEC 1991	20:16	2:09	2:13 (84)	3:42 (78)	8:58 (91)	14:28 (91)	5:48
92	527	CAVUSLI Yunus Emre	TUR	14 JUL 1993	20:21	2:14	2:08 (1)	3:39 (37)	9:09(100)	14:45 (97)	5:36
93	370	BUGGE Johan	NOR	24 JAN 1991	20:23	2:16	2:12 (75)	3:43 (84)	8:53 (84)	14:27 (89)	5:56
94	476	POTOCNIK Rok	SLO	22 JUN 1991	20:29	2:22	2:15 (99)	3:47 (99)	9:03 (95)	14:38 (95)	5:51
95	50	BOSNJAK Dino	CRO	21 JAN 1994	20:36	2:29	2:15 (98)	3:46 (97)	9:05 (97)	15:06(101)	6:01
96	435	LICA Ion	ROU	16 SEP 1991	20:37	2:30	2:12 (66)	3:43 (83)	9:02 (94)	14:54 (99)	5:52

 INTERNET Service: www.european-athletics.org

 Timing, Measurement and Data Service by  **OMEGA**

printed at SUN 12 DEC 2010 12:37

Page 6 of 7

Junior Men
Detailed Results

12 DEC 2010


Rank	Bib	Name	Nat	Date of Birth	Result	Time Behind					
							770m	1270m	2870m	4470m	
97	477	PUHAR Rok	SLO	14 SEP 1992	20:39	2:32					
							2:15(100)	3:47(100) 1:32	9:09 (99) 5:22	14:51 (98) 5:42	5:48
98	66	JENSEN Nick	DEN	17 JUN 1991	20:49	2:42					
							2:14 (93)	3:47(101) 1:33	9:11(101) 5:24	14:59(100) 5:48	5:50
99	343	GVIDO Belinskis	LAT	6 SEP 1991	21:04	2:57					
							2:21(104)	3:57(103) 1:36	9:30(103) 5:33	15:15(102) 5:45	5:49
89		ARCE Daniel	ESP	22 APR 1992	DNF						
							2:16(103)	3:45 (96) 1:29	8:53 (85) 5:08	14:31 (92) 5:38	
504		ASMEROM SOLOMON Napoleon	SWE	14 FEB 1994	DNF						
							2:12 (63)	3:43 (85) 1:31			
124		BASMANOV Anton	EST	6 MAR 1991	DNF						
							2:12 (71)	3:43 (86) 1:31	9:26(102) 5:43		
505		EK Staffan	SWE	13 NOV 1991	DNF						
							2:12 (65)	3:41 (67) 1:29	8:46 (64) 5:05	14:13 (79) 5:27	
230		FEHR Marcel	GER	20 JUN 1992	DNF						
							2:09 (17)	3:38 (13) 1:29	8:27 (10) 4:49	13:27 (9) 5:00	

Intermediate times:	770m	2:08	527	CAVUSLI Yunus Emre (TUR)
	1270m	3:37	414	SANTOS Nuno (POR)
	2870m	8:24	458	RUSAKOV Andrey (RUS)
	4470m	13:22	94	MERZOUGUI Abdelaziz (ESP)

Weather conditions				
Temperature:	18 °C	Humidity:	68 %	Conditions: Cloudy

Legend
DNF Did not Finish

INTERNET Service: www.european-athletics.org

Timing, Measurement and Data Service by  OMEGA

printed at SUN 12 DEC 2010 12:37

Page 7 of 7

Junior Men
Team Results


Rank	Nation	Bib	Name	Time	Pos	Points
1	Great Britain & NI (GBR)					62
		197	SAUNDERS Ryan	18:27		10
		195	HAY Jonathan	18:32		14
		196	MCDONNELL John	18:34		16
		192	COMBS Andrew	18:41		22
		193	CONNOR Ben	18:42	23	
		194	FARNHAM-ROSE Robbie	19:10	46	
2	Portugal (POR)					74
		411	PINTO Rui	18:09		3
		413	ROLIM Emanuel	18:39		21
		409	COSTA José	18:43		24
		414	SANTOS Nuno	18:48		26
		412	REBELO Fábio	19:22	64	
		410	LOURENÇO Diogo	19:42	80	
3	Russia (RUS)					83
		458	RUSAKOV Andrey	18:18		6
		459	SAENKO Victor	18:33		15
		460	SAFIULIN Ilgizar	18:52		30
		457	LIALIKOV Nikolai	18:54		32
		456	GRYADKOVSKIY Ilya	19:07	43	
4	France (FRA)					88
		150	COLLENOT-SPRIET Romain	18:31		11
		149	CANTERO Bryan	18:32		13
		153	PEPIOT Tanguy	18:38		20
		154	PEPIOT Valentin	19:09		44
		151	DAHMANI Samir	19:10	47	
		152	GRAS Michael	19:11	49	
5	Ireland (IRL)					120
		282	QUINN Shane	18:31		12
		284	TRAVERS John	18:45		25
		283	ROBINSON Paul	19:06		41
		279	JENNINGS Emmet	19:07		42
		278	DOONEY Kevin	19:26	67	
		280	MCBREARTY Darren	19:38	74	
6	Ukraine (UKR)					130
		549	STREBKOV Ivan	18:09		4
		548	SIRUK Dmytro	18:51		28
		546	KOSTIV Bohdan	19:03		39
		547	POROZOV Igor	19:18		59
		545	KISHCHENKO Yuriy	19:26	68	
7	Spain (ESP)					145
		94	MERZOUGUI Abdelaziz	18:07		1
		91	FERNANDEZ Aitor	18:55		33
		92	IMEDIO Alberto	19:11		50
		90	CARRO Fernando	19:19		61
		96	PUYUELO Víctor	19:24	65	
		89	ARCE Daniel	DNF		
8	Belgium (BEL)					155
		33	LEYSEN Erwin	18:35		18
		30	BASEMANS Dries	19:03		38
		32	HANNES Pieter-Jan	19:09		45
		34	VANDELEENE Brieuc	19:13		54
		31	BOUCHIKHI Lahsene	19:15	56	

Junior Men
Team Results

Rank	Nation	Bib	Name	Time	Pos	Points
9	Hungary (HUN)					156
		257	SZABÓ Sándor	18:23		8
		256	GREGOR László	19:05		40
		258	SZALAI Benjamin	19:10		48
		255	CSERE Gáspár	19:18		60
		259	SZANISZLO Barnabás	20:16	91	
10	Norway (NOR)					166
		373	MOEN Sondre Nordstad	18:16		5
		372	KVAN EDMAN Ferdinand	18:50		27
		371	GROENNEVIG Oerjan	19:13		52
		374	MUKTAR ADAM Ahmad	19:46		82
		370	BUGGE Johan	20:23	93	
11	Italy (ITA)					172
		317	SANGUINETTI Andrea	18:35		17
		319	UCCELLARI Davide	18:53		31
		313	AGNELLO Vincenzo	19:17		58
		315	FONTANA Michele	19:25		66
		316	MARZETTA Francois	19:27	69	
		314	CASUSCELLI Massimiliano	19:42	81	
12	Germany (GER)					206
		231	GRÖSCHEL Tom	18:36		19
		228	BENITZ Timo	19:02		37
		235	REHBERG Stig	19:32		73
		229	BOCH Simon	19:39		77
		234	PEETZ Otto	19:42	79	
		230	FEHR Marcel	DNF		
13	Romania (ROU)					253
		438	SOARE Nicolae Alexandru	18:57		35
		434	CIMPOIERU Claudiu	19:13		53
		436	POP Razvan Vasile	19:39		76
		437	PREDA George Daniel	20:05		89
		435	LICA Ion	20:37	96	
14	Turkey (TUR)					255
		530	TAN Muhammed Emin	18:51		29
		529	PAK Huseyin	19:19		62
		528	CENIK Ibrahim	19:39		78
		526	ALICI Yusuf	19:53		86
		527	CAVUSLI Yunus Emre	20:21	92	
15	Switzerland (SUI)					272
		493	ROHRBACH Simon	19:12		51
		492	NIEDERHÄUSER Janik	19:20		63
		494	SAGAR Severin	19:30		71
		491	FAHRNI Jonas	19:53		87
16	Denmark (DEN)					279
		67	NIJHUIS Thijs Matthias	18:56		34
		65	HARBOE Jeppe	19:30		72
		64	GLANS Peter	19:39		75
		66	JENSEN Nick	20:49		98
17	Slovenia (SLO)					363
		478	ZEVNIK Vid	19:50		84
		475	JEREB Urban	19:53		88
		476	POTOCNIK Rok	20:29		94
		477	PUHAR Rok	20:39		97

Junior Men
Team Results**Weather conditions**

Temperature: 18 °C Humidity: 68 % Conditions: Cloudy

INTERNET Service: www.european-athletics.orgTiming, Measurement and Data Service by  OMEGA

printed at SUN 12 DEC 2010 12:38

Page 3 of 3