

Results

Decathlon
100m Men - Decathlon
Start Time: 10:00

Rank	Name	Nat	Date of Birth	Lane	Result	Points
1	DISTELBERGER Dominik	AUT	16 MAR 1990	3	10.54	966 PB
2	DUDAŠ Mihail	SRB	15 NOV 1989	5	10.71	926 PB
3	MIKHAN Eduard	BLR	7 JUN 1989	6	10.77	912 PB
4	HELCELET Adam Sebastian	CZE	27 OCT 1991	6	10.81	903 PB
5	KAZMIEREK Kai	GER	28 JAN 1991	8	10.93	876 PB
6	KALLEBÄCK David	SWE	14 APR 1989	4	10.95	872 SB
7	LELIÈVRE Jérémy	FRA	8 FEB 1991	2	10.95	872 PB
8	LUKYANENKO Artem	RUS	30 JAN 1990	1	10.96	870
8	STEFEK Michal	CZE	3 MAY 1991	5	10.96	870 =PB
10	OLSON Petter	SWE	14 FEB 1991	7	10.99	863
11	KNOBEL Jan Felix	GER	16 JAN 1989	4	11.07	845 PB
12	SHKURENEV Ilya	RUS	11 JAN 1991	8	11.09	841 PB
13	JORDAN Jonay	ESP	12 MAY 1991	3	11.13	832
14	GILDE Maximilian	GER	5 JAN 1990	2	11.16	825 PB
15	LARUSSON Einar Dadi	ISL	10 MAY 1990	1	11.17	823 PB
16	PRZYBYL Marcin	POL	16 MAR 1989	7	11.19	819 PB
17	NOLF Cedric	BEL	18 JUN 1989	3	11.27	801
18	VAN DER PLAETSEN Thomas	BEL	24 DEC 1990	5	11.29	797 SB
19	AUZEIL Bastien	FRA	22 OCT 1989	2	11.54	744
20	CZAPIEWSKI Szymon	POL	19 MAY 1989	4	11.72	707
21	NILSSON Marcus	SWE	3 MAY 1991	6	11.83	685
22	LEPIK Hendrik	EST	18 APR 1990	7	11.85	681

Decathlon
100m Men - Decathlon Heat 1/3
Start Time: 10:00

Wind: -1.9 m/s

Rank	Name	Nat	Date of Birth	Lane	Reaction time	Result	Points
1	NOLF Cedric	BEL	18 JUN 1989	3	0.195	11.27	801
2	VAN DER PLAETSEN Thomas	BEL	24 DEC 1990	5	0.186	11.29	797 SB
3	AUZEIL Bastien	FRA	22 OCT 1989	2	0.191	11.54	744
4	CZAPIEWSKI Szymon	POL	19 MAY 1989	4	0.174	11.72	707
5	NILSSON Marcus	SWE	3 MAY 1991	6	0.185	11.83	685
6	LEPIK Hendrik	EST	18 APR 1990	7	0.182	11.85	681

Decathlon
100m Men - Decathlon Heat 2/3
Start Time: 10:06

Wind: +0.3 m/s

Rank	Name	Nat	Date of Birth	Lane	Reaction time	Result	Points
1	HELCELET Adam Sebastian	CZE	27 OCT 1991	6	0.150	10.81	903 PB
2	STEFEK Michal	CZE	3 MAY 1991	5	0.126	10.96	870 =PB
3	KNOBEL Jan Felix	GER	16 JAN 1989	4	0.168	11.07	845 PB
4	SHKURENEV Ilya	RUS	11 JAN 1991	8	0.187	11.09	841 PB
5	JORDAN Jonay	ESP	12 MAY 1991	3	0.150	11.13	832
6	GILDE Maximilian	GER	5 JAN 1990	2	0.167	11.16	825 PB
7	LARUSSON Einar Dadi	ISL	10 MAY 1990	1	0.176	11.17	823 PB
8	PRZYBYL Marcin	POL	16 MAR 1989	7	0.141	11.19	819 PB

Results

Decathlon

100m Men - Decathlon Heat 3/3

Start Time: 10:12

Wind: +1.6 m/s

Rank	Name	Nat	Date of Birth	Lane	Reaction time	Result	Points
1	DISTELBERGER Dominik	AUT	16 MAR 1990	3	0.148	10.54	966 PB
2	DUDAŠ Mihail	SRB	15 NOV 1989	5	0.154	10.71	926 PB
3	MIKHAN Eduard	BLR	7 JUN 1989	6	0.128	10.77	912 PB
4	KAZMIEREK Kai	GER	28 JAN 1991	8	0.156	10.93	876 PB
5	KALLEBÄCK David	SWE	14 APR 1989	4	0.157	10.95	872 SB
6	LELIÉVRE Jérémy	FRA	8 FEB 1991	2	0.206	10.95	872 PB
7	LUKYANENKO Artem	RUS	30 JAN 1990	1	0.189	10.96	870
8	OLSON Petter	SWE	14 FEB 1991	7	0.203	10.99	863

100m Men

Round 1

Start Time: 17:40

Rank	Name	Nat	Date of Birth	Lane	Result
1	TUMI Michael	ITA	12 FEB 1990	6	10.48 Q
2	ALAKA James	GBR	8 SEP 1989	3	10.49 Q
3	BASCIANI Francesco	ITA	11 APR 1991	6	10.50 Q
4	KARLIK Dániel	HUN	12 JAN 1991	5	10.52 Q
5	VILES Eduard	ESP	8 FEB 1991	2	10.53 q
6	ROBERTSON Andrew	GBR	17 DEC 1990	3	10.54 q
7	SAFER Izzet	TUR	10 JUL 1990	4	10.55
8	OBOU Delmas	ITA	25 OCT 1991	6	10.57 Q
9	MANCINI Pascal	SUI	18 APR 1989	5	10.63
10	PERESTYUK Ruslan	UKR	22 APR 1991	2	10.63
11	ZIMNIEWICZ Grzegorz	POL	13 OCT 1991	4	10.64
12	MISANS Elvijs	LAT	4 AUG 1989	5	10.65 Q
13	OLSSON Benjamin	SWE	29 JAN 1991	4	10.68
14	BASSAW Ben	FRA	9 JUL 1989	7	10.70
15	ZICH Václav	CZE	4 SEP 1990	7	10.71
16	HORTELANO Bruno	ESP	18 SEP 1991	8	10.74
16	KLING-BAPTISTE Tom	SWE	29 AUG 1990	8	10.74
18	RIGOT Dylan	FRA	10 OCT 1989	2	10.80
19	GEORG Benjamin	FRA	12 MAR 1991	7	10.83
20	ŠAROVIC Darko	SRB	16 MAY 1990	3	10.97

100m Men

Round 1 Heat 1/3

Start Time: 17:40

Wind: -0.4 m/s

Rank	Name	Nat	Date of Birth	Lane	Reaction time	Result
1	BASCIANI Francesco	ITA	11 APR 1991	6	0.146	10.50 Q
2	KARLIK Dániel	HUN	12 JAN 1991	5	0.163	10.52 Q
3	VILES Eduard	ESP	8 FEB 1991	2	0.163	10.53 q
4	ROBERTSON Andrew	GBR	17 DEC 1990	3	0.170	10.54 q
5	SAFER Izzet	TUR	10 JUL 1990	4	0.157	10.55
6	KLING-BAPTISTE Tom	SWE	29 AUG 1990	8	0.167	10.74
7	GEORG Benjamin	FRA	12 MAR 1991	7	0.189	10.83

Results

100m Men
Round 1 Heat 2/3
Start Time: 17:47
Wind: -1.1 m/s

Rank	Name	Nat	Date of Birth	Lane	Reaction time	Result
1	TUMI Michael	ITA	12 FEB 1990	6	0.166	10.48 Q
2	MISANS Elvijs	LAT	4 AUG 1989	5	0.183	10.65 Q
3	OLSSON Benjamin	SWE	29 JAN 1991	4	0.201	10.68
4	ZICH Václav	CZE	4 SEP 1990	7	0.157	10.71
5	RIGOT Dylan	FRA	10 OCT 1989	2	0.256	10.80
6	ŠAROVIC Darko	SRB	16 MAY 1990	3	0.157	10.97

100m Men
Round 1 Heat 3/3
Start Time: 17:54
Wind: -0.9 m/s

Rank	Name	Nat	Date of Birth	Lane	Reaction time	Result
1	ALAKA James	GBR	8 SEP 1989	3	0.154	10.49 Q
2	OBOU Delmas	ITA	25 OCT 1991	6	0.155	10.57 Q
3	MANCINI Pascal	SUI	18 APR 1989	5	0.149	10.63
4	PERESTYUK Ruslan	UKR	22 APR 1991	2	0.164	10.63
5	ZIMNIEWICZ Grzegorz	POL	13 OCT 1991	4	0.194	10.64
6	BASSAW Ben	FRA	9 JUL 1989	7	0.187	10.70
7	HORTELANO Bruno	ESP	18 SEP 1991	8	0.206	10.74

Qualified: First 2 in each heat (Q) and 2 best performers (q) advance to the Final

400m Men
Round 1
Start Time: 19:10

Rank	Name	Nat	Date of Birth	Lane	Result
1	LEVINE Nigel	GBR	30 APR 1989	6	46.22 Q
2	KRASNOV Vladimir	RUS	10 AUG 1990	3	46.25 Q SB
3	GREGAN Brian	IRL	31 DEC 1989	4	46.32 Q SB
4	ANNE Mame-Ibra	FRA	7 NOV 1989	3	46.37 q
5	FÓRMANSKI Mateusz	POL	22 FEB 1991	4	46.58 Q
6	LENNON-FORD Luke	GBR	5 MAY 1989	6	46.60 Q
7	HUTSOL Yevhen	UKR	13 MAY 1990	8	46.83 q PB
8	EKELUND-ARENANDER Nick	DEN	1 JAN 1989	7	46.86 PB
9	BLAUWHOF Bjorn	NED	10 DEC 1990	5	46.86
10	CHELALA Angel	FRA	23 AUG 1989	6	46.88
11	GUZEL Mehmet	TUR	20 AUG 1991	2	47.19
12	BUTRYM Vitaliy	UKR	10 JAN 1991	2	47.25 Q
13	KRAWCZUK Lukasz	POL	15 JUN 1989	4	47.26
14	CAPPELLIN Francesco	ITA	18 AUG 1990	5	47.29
15	OROZCO Marc	ESP	4 SEP 1989	8	47.54
16	VILAINE Jonathan	FRA	1991	3	47.61
17	LUKÁCS Máté	HUN	15 DEC 1990	7	47.64
18	IBRAHIMOV Hakim	AZE	2 OCT 1990	8	47.83
19	SANZ Javier	ESP	19 JUL 1989	7	47.91
19	ZILBERSHTEIN Endrik	GEO	10 FEB 1990	2	47.91
21	FONTANA Domenico	ITA	11 OCT 1989	5	48.04

Results
400m Men
Round 1 Heat 1/3
Start Time: 19:10

Rank	Name	Nat	Date of Birth	Lane	Reaction time	Result
1	LENNON-FORD Luke	GBR	5 MAY 1989	6	0.198	46.60 Q
2	BUTRYM Vitaliy	UKR	10 JAN 1991	2	0.221	47.25 Q
3	KRAWCZUK Lukasz	POL	15 JUN 1989	4	0.191	47.26
4	VILAINE Jonathan	FRA	1991	3	0.188	47.61
5	IBRAHIMOV Hakim	AZE	2 OCT 1990	8	0.196	47.83
6	SANZ Javier	ESP	19 JUL 1989	7	0.186	47.91
7	FONTANA Domenico	ITA	11 OCT 1989	5	0.210	48.04

400m Men
Round 1 Heat 2/3
Start Time: 19:17

Rank	Name	Nat	Date of Birth	Lane	Reaction time	Result
1	LEVINE Nigel	GBR	30 APR 1989	6	0.242	46.22 Q
2	GREGAN Brian	IRL	31 DEC 1989	4	0.181	46.32 Q SB
3	ANNE Mame-Ibra	FRA	7 NOV 1989	3	0.239	46.37 q
4	EKELUND-ARENANDER Nick	DEN	1 JAN 1989	7	0.189	46.86 PB
5	BLAUWHOF Bjorn	NED	10 DEC 1990	5	0.228	46.86
6	OROZCO Marc	ESP	4 SEP 1989	8	0.140	47.54
7	ZILBERSHTEIN Endrik	GEO	10 FEB 1990	2	0.199	47.91

400m Men
Round 1 Heat 3/3
Start Time: 19:24

Rank	Name	Nat	Date of Birth	Lane	Reaction time	Result
1	KRASNOV Vladimir	RUS	10 AUG 1990	3	0.226	46.25 Q SB
2	FÓRMANSKI Mateusz	POL	22 FEB 1991	4	0.172	46.58 Q
3	HUTSOL Yevhen	UKR	13 MAY 1990	8	0.174	46.83 q PB
4	CHELALA Angel	FRA	23 AUG 1989	6	0.198	46.88
5	GUZEL Mehmet	TUR	20 AUG 1991	2	0.212	47.19
6	CAPPELLIN Francesco	ITA	18 AUG 1990	5	0.181	47.29
7	LUKÁCS Máté	HUN	15 DEC 1990	7	0.204	47.64

Qualified: First 2 in each heat (Q) and 2 best performers (q) advance to the Final

Results
Decathlon
400m Men - Decathlon
Start Time: 19:40

Rank	Name	Nat	Date of Birth	Lane	Result	Points
1	KAZMIEREK Kai	GER	28 JAN 1991	6	46.75	971 PB
2	DUDAŠ Mihail	SRB	15 NOV 1989	3	47.47	935 PB
3	DISTELBERGER Dominik	AUT	16 MAR 1990	4	47.94	912 SB
4	MIKHAN Eduard	BLR	7 JUN 1989	5	48.02	908 PB
5	OLSON Petter	SWE	14 FEB 1991	8	48.36	892 PB
6	VAN DER PLAETSEN Thomas	BEL	24 DEC 1990	1	48.64	878 PB
7	HELCELET Adam Sebastian	CZE	27 OCT 1991	1	48.82	870
8	LELIÈVRE Jérémy	FRA	8 FEB 1991	4	49.07	858 PB
9	KNOBEL Jan Felix	GER	16 JAN 1989	2	49.17	853 SB
10	LARUSSON Einar Dadi	ISL	10 MAY 1990	7	49.32	846
11	LUKYANENKO Artem	RUS	30 JAN 1990	5	49.41	842
12	STEFEK Michal	CZE	3 MAY 1991	3	49.44	841 =PB
13	SHKURENEV Ilya	RUS	11 JAN 1991	4	49.84	822 PB
14	GILDE Maximilian	GER	5 JAN 1990	8	50.05	812
15	NOLF Cedric	BEL	18 JUN 1989	5	50.30	801
16	JORDAN Jonay	ESP	12 MAY 1991	2	50.76	780
17	AUZEIL Bastien	FRA	22 OCT 1989	2	51.39	752
18	NILSSON Marcus	SWE	3 MAY 1991	6	51.55	745
19	CZAPIEWSKI Szymon	POL	19 MAY 1989	6	51.67	739
20	LEPIK Hendrik	EST	18 APR 1990	7	52.73	693
	KALLEBÄCK David	SWE	14 APR 1989	7	DNS	
	PRZYBYL Marcin	POL	16 MAR 1989	3	DNS	

Decathlon
400m Men - Decathlon Heat 1/3
Start Time: 19:40

Rank	Name	Nat	Date of Birth	Lane	Reaction time	Result	Points
1	SHKURENEV Ilya	RUS	11 JAN 1991	4	0.182	49.84	822 PB
2	NOLF Cedric	BEL	18 JUN 1989	5	0.239	50.30	801
3	AUZEIL Bastien	FRA	22 OCT 1989	2	0.182	51.39	752
4	CZAPIEWSKI Szymon	POL	19 MAY 1989	6	0.185	51.67	739
5	LEPIK Hendrik	EST	18 APR 1990	7	0.210	52.73	693
	PRZYBYL Marcin	POL	16 MAR 1989	3		DNS	

Decathlon
400m Men - Decathlon Heat 2/3
Start Time: 19:46

Rank	Name	Nat	Date of Birth	Lane	Reaction time	Result	Points
1	VAN DER PLAETSEN Thomas	BEL	24 DEC 1990	1	0.185	48.64	878 PB
2	LELIÈVRE Jérémy	FRA	8 FEB 1991	4	0.226	49.07	858 PB
3	LUKYANENKO Artem	RUS	30 JAN 1990	5	0.185	49.41	842
4	STEFEK Michal	CZE	3 MAY 1991	3	0.167	49.44	841 =PB
5	GILDE Maximilian	GER	5 JAN 1990	8	0.181	50.05	812
6	JORDAN Jonay	ESP	12 MAY 1991	2	0.174	50.76	780
7	NILSSON Marcus	SWE	3 MAY 1991	6	0.206	51.55	745
	KALLEBÄCK David	SWE	14 APR 1989	7		DNS	

Results

Decathlon
400m Men - Decathlon Heat 3/3
Start Time: 19:52

Rank	Name	Nat	Date of Birth	Lane	Reaction time	Result	Points
1	KAZMIEREK Kai	GER	28 JAN 1991	6	0.153	46.75	971 PB
2	DUDAŠ Mihail	SRB	15 NOV 1989	3	0.186	47.47	935 PB
3	DISTELBERGER Dominik	AUT	16 MAR 1990	4	0.183	47.94	912 SB
4	MIKHAN Eduard	BLR	7 JUN 1989	5	0.211	48.02	908 PB
5	OLSON Petter	SWE	14 FEB 1991	8	0.172	48.36	892 PB
6	HELCELET Adam Sebastian	CZE	27 OCT 1991	1	0.172	48.82	870
7	KNOBEL Jan Felix	GER	16 JAN 1989	2	0.173	49.17	853 SB
8	LARUSSON Einar Dadi	ISL	10 MAY 1990	7	0.195	49.32	846

800m Men
Round 1
Start Time: 16:55

Rank	Name	Nat	Date of Birth	Lane	Result
1	LÓPEZ Kevin	ESP	12 JUN 1990	5	1:47.43 Q
2	VAN DEN BROECK Jan	BEL	11 MAR 1989	6	1:47.78 Q
3	LIEGHIO Anthony	IRL	30 JUN 1989	2	1:48.06 q PB
4	MOHAMMED Mukhtar	GBR	12 JAN 1990	5	1:48.20 Q
5	RENAUDIE Paul	FRA	2 APR 1990	3	1:48.20 Q
6	BENEDETTI Giordano	ITA	22 MAY 1989	7	1:48.34 q
7	KAYAFA Oleh	UKR	4 APR 1989	4	1:48.46
8	LEROY Brice	FRA	26 JUN 1989	6	1:48.70
9	SCHOENBALL Patrick	GER	26 JUN 1989	3	1:49.32
10	MCBREARTY Darren	IRL	8 MAR 1991	4	1:49.34
11	KSZCZOT Adam	POL	2 SEP 1989	3	1:49.43 Q
12	SCAPINI Mario	ITA	2 FEB 1989	5	1:49.58 Q
13	BISCHOFF Martin	GER	18 JUL 1990	4	1:49.88
14	DAHMANI Samir	FRA	3 APR 1991	6	1:49.95
15	KAZBAN Artem	UKR	23 MAR 1990	8	1:50.87
16	ROLDÁN Francisco	ESP	26 MAY 1990	7	1:51.25
17	SVENSSON Johan	SWE	16 MAY 1989	2	1:51.77
18	MICHAELAS Theofanis	CYP	26 NOV 1991	2	1:52.93
	KUBISTA Jan	CZE	23 SEP 1990	7	DNF

800m Men
Round 1 Heat 1/3
Start Time: 16:55

Rank	Name	Nat	Date of Birth	Lane	Result
1	KSZCZOT Adam	POL	2 SEP 1989	3	1:49.43 Q
2	SCAPINI Mario	ITA	2 FEB 1989	5	1:49.58 Q
3	BISCHOFF Martin	GER	18 JUL 1990	4	1:49.88
4	DAHMANI Samir	FRA	3 APR 1991	6	1:49.95
5	KAZBAN Artem	UKR	23 MAR 1990	8	1:50.87
6	ROLDÁN Francisco	ESP	26 MAY 1990	7	1:51.25
7	MICHAELAS Theofanis	CYP	26 NOV 1991	2	1:52.93

Intermediate times: 400m 56.01 KSZCZOT Adam (POL)
600m 1:22.79 KSZCZOT Adam (POL)

Results

800m Men

Round 1 Heat 2/3

Start Time: 17:03

Rank	Name	Nat	Date of Birth	Lane	Result
1	LÓPEZ Kevin	ESP	12 JUN 1990	5	1:47.43 Q
2	VAN DEN BROECK Jan	BEL	11 MAR 1989	6	1:47.78 Q
3	LIEGHIO Anthony	IRL	30 JUN 1989	2	1:48.06 q PB
4	KAYAFA Oleh	UKR	4 APR 1989	4	1:48.46
5	SCHOENBALL Patrick	GER	26 JUN 1989	3	1:49.32
	KUBISTA Jan	CZE	23 SEP 1990	7	DNF

Intermediate times: 400m 52.78 KAYAFA Oleh (UKR)
600m 1:20.30 LÓPEZ Kevin (ESP)

800m Men

Round 1 Heat 3/3

Start Time: 17:11

Rank	Name	Nat	Date of Birth	Lane	Result
1	MOHAMMED Mukhtar	GBR	12 JAN 1990	5	1:48.20 Q
2	RENAUDIE Paul	FRA	2 APR 1990	3	1:48.20 Q
3	BENEDETTI Giordano	ITA	22 MAY 1989	7	1:48.34 q
4	LEROY Brice	FRA	26 JUN 1989	6	1:48.70
5	MCBREARTY Darren	IRL	8 MAR 1991	4	1:49.34
6	SVENSSON Johan	SWE	16 MAY 1989	2	1:51.77

Intermediate times: 400m 53.04 MCBREARTY Darren (IRL)
600m 1:20.52 MCBREARTY Darren (IRL)

Qualified: First 2 in each heat (Q) and 2 best performers (q) advance to the Final

10000m Men

Final

Start Time: 18:05

Rank	Name	Nat	Date of Birth	Order	Result
1	MOEN Sondre Nordstad	NOR	12 JAN 1991	5	28:41.66 PB
2	EL MAZOURY Ahmed	ITA	15 MAR 1990	9	28:46.97 PB
3	ROBA-KINKAL Musa	GER	16 AUG 1989	10	28:57.91 SB
4	POZDYAYKIN Roman	RUS	22 DEC 1989	18	29:07.23 PB
5	SHALAMOV Vyacheslav	RUS	8 JUL 1989	4	29:15.84 PB
6	NAERT Koen	BEL	3 SEP 1989	22	29:18.73
7	GARAIN Stijn	BEL	12 JAN 1989	17	29:25.47 PB
8	LUNDERS Mats	BEL	5 JUL 1991	21	29:26.49 PB
9	EKVALL Mikael	SWE	18 JUN 1989	13	29:27.58
10	PLATONAU Sjarhei	BLR	12 DEC 1990	8	29:34.59 PB
11	RYFFEL Christoph	SUI	21 OCT 1989	3	29:35.32 PB
12	MALDE Lars Erik	NOR	28 JAN 1990	19	29:45.80
13	STERNI Riccardo	ITA	6 JUL 1989	16	29:46.29
14	SIRUK Dmytro	UKR	12 APR 1991	6	30:07.33
15	COSTA Jose	POR	30 APR 1991	11	30:25.20
16	SOARE Nicolae	ROU	1 JAN 1991	15	30:34.41
17	KREBS Robert	GER	18 AUG 1989	20	30:36.27
18	OLEFIRENKO Ihor	UKR	14 MAR 1990	2	30:43.39
19	FERNANDEZ Aitor	ESP	13 AUG 1991	7	30:51.81
20	DURÁN Guillém	ESP	22 MAR 1989	14	31:12.29
21	GUADIE Ageze	ISR	11 SEP 1989	12	31:18.86
	GOASDOUÉ Yosi	FRA	7 SEP 1990	1	DNS

Results

Final (cont.)

Intermediate times:	1000m	2:52.17	SHALAMOV Vyacheslav (RUS)
	2000m	5:45.90	SHALAMOV Vyacheslav (RUS)
	3000m	8:39.26	SHALAMOV Vyacheslav (RUS)
	4000m	11:35.00	SHALAMOV Vyacheslav (RUS)
	5000m	14:31.68	POZDYAYKIN Roman (RUS)
	6000m	17:26.95	ROBA-KINKAL Musa (GER)
	7000m	20:21.21	MOEN Sondre Nordstad (NOR)
	8000m	23:07.87	MOEN Sondre Nordstad (NOR)
	9000m	25:56.06	MOEN Sondre Nordstad (NOR)

400m Hurdles Men

Round 1

Start Time: 12:00

Rank	Name	Nat	Date of Birth	Lane	Result	
1	WOODWARD Nathan	GBR	17 OCT 1989	5	50.85	Q
2	BEKRIC Emir	SRB	14 MAR 1991	5	50.96	Q
2	GRILLAS Hugo	FRA	28 FEB 1989	3	50.96	Q
4	ANDRIYANOV Nikita	RUS	7 FEB 1990	3	50.99	Q
5	FLANNERY Niall	GBR	26 APR 1991	4	51.14	Q
6	GREEN Jack	GBR	6 OCT 1991	3	51.23	Q
7	CROWE Tim	IRL	10 DEC 1991	4	51.24	Q PB
8	YAKAULEU Mikita	BLR	6 JAN 1989	6	51.27	Q SB
9	TESLENKO Denys	UKR	18 APR 1989	6	51.29	Q
10	GOLLNOW David	GER	8 APR 1989	6	51.30	Q
11	KOROKNAI Tibor	HUN	24 JAN 1990	3	51.33	Q
12	GIEHL Tobias	GER	25 JUL 1991	5	51.42	Q
13	PANIZZA Giacomo	ITA	30 JUL 1989	4	51.46	Q
14	MONNI Petteri	FIN	31 MAR 1990	4	51.56	Q
15	PIETRZAK Michal	POL	3 APR 1989	5	51.59	Q
16	MANAOUI Karim	SUI	4 MAY 1989	2	51.66	q
17	BRYLINSKI Robert	POL	2 APR 1991	6	51.72	Q
18	HUSSEIN Kariem	SUI	1 APR 1989	7	51.75	q SB
19	THIEURY Simon	FRA	24 JAN 1989	8	51.77	Q
20	PUEMI Jonathan	SUI	7 APR 1991	3	51.78	Q
21	GALLINA Andrea	ITA	2 APR 1989	4	51.86	q
22	HEIMANN Christian	GER	15 NOV 1991	6	51.87	Q
23	BYRNE Paul	IRL	18 APR 1990	2	51.90	Q
24	CARRIÓN Xavier	ESP	4 JUN 1991	7	51.97	q SB
25	AHKOZOV Artem	UKR	19 JUN 1989	5	52.04	
26	IDÁS Anders Erlend	NOR	14 FEB 1990	2	52.07	
26	KATUCHEV Lazar	BUL	22 FEB 1989	7	52.07	
28	FISCHER Radek	CZE	9 JUN 1991	7	52.09	
29	MAYRHOFER Florian	AUT	12 OCT 1990	7	52.21	PB
30	COLOMAR Francisco	ESP	3 MAR 1989	8	52.72	
31	CARTAGENA Javier	ESP	15 OCT 1989	8	52.82	
31	VALINTELIS Valdas	LTU	31 MAY 1989	8	52.82	
33	ELIGULASHVILI Ilia	ISR	5 AUG 1990	2	53.77	
	KRIKAL Tomás	CZE	5 MAR 1990	2	DNS	

Results
400m Hurdles Men
Round 1 Heat 1/5
Start Time: 12:00

Rank	Name	Nat	Date of Birth	Lane	Reaction time	Result
1	BEKRIC Emir	SRB	14 MAR 1991	5	0.200	50.96 Q
2	ANDRIYANOV Nikita	RUS	7 FEB 1990	3	0.189	50.99 Q
3	YAKAULEU Mikita	BLR	6 JAN 1989	6	0.244	51.27 Q SB
4	THIEURY Simon	FRA	24 JAN 1989	8	0.217	51.77 Q
5	GALLINA Andrea	ITA	2 APR 1989	4	0.188	51.86 q
6	CARRIÓN Xavier	ESP	4 JUN 1991	7	0.167	51.97 q SB
	KRIKAL Tomás	CZE	5 MAR 1990	2		DNS

400m Hurdles Men
Round 1 Heat 2/5
Start Time: 12:07

Rank	Name	Nat	Date of Birth	Lane	Reaction time	Result
1	FLANNERY Niall	GBR	26 APR 1991	4	0.197	51.14 Q
2	GIEHL Tobias	GER	25 JUL 1991	5	0.174	51.42 Q
3	BRYLINSKI Robert	POL	2 APR 1991	6	0.181	51.72 Q
4	PUEMI Jonathan	SUI	7 APR 1991	3	0.192	51.78 Q
5	KATUCHEV Lazar	BUL	22 FEB 1989	7	0.192	52.07
6	CARTAGENA Javier	ESP	15 OCT 1989	8	0.214	52.82
7	ELIGULASHVILI Iliia	ISR	5 AUG 1990	2	0.202	53.77

400m Hurdles Men
Round 1 Heat 3/5
Start Time: 12:14

Rank	Name	Nat	Date of Birth	Lane	Reaction time	Result
1	GRILLAS Hugo	FRA	28 FEB 1989	3	0.236	50.96 Q
2	PANIZZA Giacomo	ITA	30 JUL 1989	4	0.283	51.46 Q
3	HEIMANN Christian	GER	15 NOV 1991	6	0.175	51.87 Q
4	BYRNE Paul	IRL	18 APR 1990	2	0.198	51.90 Q
5	AHKOZOV Artem	UKR	19 JUN 1989	5	0.198	52.04
6	FISCHER Radek	CZE	9 JUN 1991	7	0.182	52.09

400m Hurdles Men
Round 1 Heat 4/5
Start Time: 12:21

Rank	Name	Nat	Date of Birth	Lane	Reaction time	Result
1	GREEN Jack	GBR	6 OCT 1991	3	0.182	51.23 Q
2	TESLENKO Denys	UKR	18 APR 1989	6	0.210	51.29 Q
3	MONNI Petteri	FIN	31 MAR 1990	4	0.212	51.56 Q
4	PIETRZAK Michal	POL	3 APR 1989	5	0.211	51.59 Q
5	HUSSEIN Kariem	SUI	1 APR 1989	7	0.198	51.75 q SB
6	IDÁS Anders Erlend	NOR	14 FEB 1990	2	0.161	52.07
7	COLOMAR Francisco	ESP	3 MAR 1989	8	0.153	52.72

Results

400m Hurdles Men
Round 1 Heat 5/5
Start Time: 12:28


Rank	Name	Nat	Date of Birth	Lane	Reaction time	Result	
1	WOODWARD Nathan	GBR	17 OCT 1989	5	0.187	50.85	Q
2	CROWE Tim	IRL	10 DEC 1991	4	0.176	51.24	Q PB
3	GOLLNOW David	GER	8 APR 1989	6	0.192	51.30	Q
4	KOROKNAI Tibor	HUN	24 JAN 1990	3	0.228	51.33	Q
5	MANAOUI Karim	SUI	4 MAY 1989	2	0.189	51.66	q
6	MAYRHOFER Florian	AUT	12 OCT 1990	7	0.228	52.21	PB
7	VALINTELIS Valdas	LTU	31 MAY 1989	8	0.207	52.82	

Qualified: First 4 in each heat (Q) and 4 best performers (q) advance to the Semifinals

Decathlon
High Jump Men - Decathlon
Start Time: 16:30

Rank	Name	Nat	Date of Birth	Order	Result	Points
1	VAN DER PLAETSEN Thomas	BEL	24 DEC 1990	10	2.07	868
2	LEPIK Hendrik	EST	18 APR 1990	7	2.04	840
3	KAZMIEREK Kai	GER	28 JAN 1991	1	2.04	840
4	HELCELET Adam Sebastian	CZE	27 OCT 1991	6	2.04	840
5	SHKURENEV Ilya	RUS	11 JAN 1991	8	2.01	813 SB
6	AUZEIL Bastien	FRA	22 OCT 1989	6	1.98	785
6	LARUSSON Einar Dadi	ISL	10 MAY 1990	3	1.98	785
8	DUDAŠ Mihail	SRB	15 NOV 1989	5	1.98	785
9	KALLEBÄCK David	SWE	14 APR 1989	11	1.95	758
10	LUKYANENKO Artem	RUS	30 JAN 1990	2	1.95	758 SB
11	OLSON Petter	SWE	14 FEB 1991	8	1.95	758 SB
12	CZAPIEWSKI Szymon	POL	19 MAY 1989	9	1.95	758
13	MIKHAN Eduard	BLR	7 JUN 1989	7	1.95	758
14	STEFEK Michal	CZE	3 MAY 1991	4	1.95	758
15	GILDE Maximilian	GER	5 JAN 1990	9	1.92	731
15	JORDAN Jonay	ESP	12 MAY 1991	3	1.92	731
15	KNOBEL Jan Felix	GER	16 JAN 1989	10	1.92	731
18	NOLF Cedric	BEL	18 JUN 1989	5	1.89	705
19	DISTELBERGER Dominik	AUT	16 MAR 1990	1	1.89	705
20	NILSSON Marcus	SWE	3 MAY 1991	4	1.83	653
21	LELIÈVRE Jérémy	FRA	8 FEB 1991	11	1.80	627
	PRZYBYL Marcin	POL	16 MAR 1989	2	DNS	

		1.65	1.68	1.71	1.74	1.77	1.80	1.83	1.86	1.89	1.92	1.95	1.98	2.01	2.04	2.07	2.10
1	VAN DER PLAETSEN T	-	-	-	-	-	-	-	-	-	-	0	-	-	0	0	xxx
2	LEPIK Hendrik	-	-	-	-	-	-	-	0	-	0	-	0	0	0	0	xxx
3	KAZMIEREK Kai	-	-	-	-	-	-	-	-	xo	-	0	-	0	xo	xxx	xxx
4	HELCELET A	-	-	-	-	-	-	-	0	-	0	0	0	x	xxx	xxx	
5	SHKURENEV Ilya	-	-	-	-	-	-	-	0	-	xo	xo	xxx	xxx	xxx		
6	AUZEIL Bastien	-	-	-	-	-	-	-	0	-	xo	0	xo	xxx			
6	LARUSSON E	-	-	-	-	-	-	-	0	-	0	xo	xo	xxx			
8	DUDAŠ Mihail	-	-	-	-	-	-	0	-	0	-	xxx	xo	xx			
9	KALLEBÄCK David	-	-	-	-	-	-	-	0	xo	0	0	xxx				
10	LUKYANENKO Artem	-	-	-	-	-	0	0	0	0	xxx	0	xxx				
11	OLSON Petter	-	-	-	-	-	-	0	0	xo	xo	0	xxx				
12	CZAPIEWSKI Szymon	-	-	-	-	-	-	0	-	0	0	xo	xxx				
13	MIKHAN Eduard	-	-	-	-	-	-	-	0	0	xxx	xo	xxx				
14	STEFEK Michal	-	-	-	-	-	0	-	0	-	xxx	xo	xxx				
15	GILDE Maximilian	-	-	-	-	-	-	0	-	0	0	xxx					
15	JORDAN Jonay	-	-	-	-	0	-	0	-	0	0	xxx					
15	KNOBEL Jan Felix	-	-	-	-	-	-	0	0	0	0	xxx					
18	NOLF Cedric	-	-	-	-	0	-	0	0	0	xo	xxx					
19	DISTELBERGER D	-	-	-	-	-	0	-	0	xo	xxx						
20	NILSSON Marcus	-	-	-	-	0	xo	xo	xxx	xxx							
21	LELIÈVRE Jérémy	-	-	0	0	0	0	xxx									
	PRZYBYL Marcin	-	-	-	-	-	-	-	-	-	-	-	-	-	-	-	-

INTERNET Service: www.european-athletics.org
Timing, Measurement & Data Service by  OMEGA

printed at THU 14 JUL 2011 20:48

Page 10 of 38

Results

Decathlon
High Jump Men - Decathlon Group A Start Time: 16:30

Rank	Name	Nat	Date of Birth	Order	Result	Points
1	VAN DER PLAETSEN Thomas	BEL	24 DEC 1990	10	2.07	868
2	KAZMIEREK Kai	GER	28 JAN 1991	1	2.04	840
3	HELCELET Adam Sebastian	CZE	27 OCT 1991	6	2.04	840
4	SHKURENEV Ilya	RUS	11 JAN 1991	8	2.01	813 SB
5	LARUSSON Einar Dadi	ISL	10 MAY 1990	3	1.98	785
6	DUDAŠ Mihail	SRB	15 NOV 1989	5	1.98	785
7	KALLEBÄCK David	SWE	14 APR 1989	11	1.95	758
8	CZAPIEWSKI Szymon	POL	19 MAY 1989	9	1.95	758
9	MIKHAN Eduard	BLR	7 JUN 1989	7	1.95	758
10	STEFEK Michal	CZE	3 MAY 1991	4	1.95	758
	PRZYBYL Marcin	POL	16 MAR 1989	2	DNS	

		1.65	1.68	1.71	1.74	1.77	1.80	1.83	1.86	1.89	1.92	1.95	1.98	2.01	2.04	2.07	2.10
1	VAN DER PLAETSEN T	-	-	-	-	-	-	-	-	-	-	o	-	-	o	o	xxx
2	KAZMIEREK Kai	-	-	-	-	-	-	-	-	xo	-	o	-	o	xo	xxx	
3	HELCELET A	-	-	-	-	-	-	o	-	o	o	o	x	xxo	xxx		
4	SHKURENEV Ilya	-	-	-	-	-	-	o	-	xo	xo	xxo	xxo	xxx			
5	LARUSSON E	-	-	-	-	-	-	o	-	o	xo	xo	xxx				
6	DUDAŠ Mihail	-	-	-	-	o	-	o	-	xxo	xo	xx					
7	KALLEBÄCK David	-	-	-	-	-	-	o	xo	o	o	xxx					
8	CZAPIEWSKI Szymon	-	-	-	-	o	-	o	o	o	xo	xxx					
9	MIKHAN Eduard	-	-	-	-	-	-	o	o	xxo	xo	xxx					
10	STEFEK Michal	-	-	-	-	o	-	o	-	xxo	xxo	xxx					
	PRZYBYL Marcin	-	-	-	-	-	-	-	-	-	-	-	-	-	-	-	-

Decathlon
High Jump Men - Decathlon Group B Start Time: 16:30

Rank	Name	Nat	Date of Birth	Order	Result	Points
1	LEPIK Hendrik	EST	18 APR 1990	7	2.04	840
2	AUZEIL Bastien	FRA	22 OCT 1989	6	1.98	785
3	LUKYANENKO Artem	RUS	30 JAN 1990	2	1.95	758 SB
4	OLSON Petter	SWE	14 FEB 1991	8	1.95	758 SB
5	GILDE Maximilian	GER	5 JAN 1990	9	1.92	731
5	JORDAN Jonay	ESP	12 MAY 1991	3	1.92	731
5	KNOBEL Jan Felix	GER	16 JAN 1989	10	1.92	731
8	NOLF Cedric	BEL	18 JUN 1989	5	1.89	705
9	DISTELBERGER Dominik	AUT	16 MAR 1990	1	1.89	705
10	NILSSON Marcus	SWE	3 MAY 1991	4	1.83	653
11	LELIÈVRE Jérémy	FRA	8 FEB 1991	11	1.80	627

		1.65	1.68	1.71	1.74	1.77	1.80	1.83	1.86	1.89	1.92	1.95	1.98	2.01	2.04	2.07
1	LEPIK Hendrik	-	-	-	-	-	-	-	o	-	o	-	o	o	o	xxx
2	AUZEIL Bastien	-	-	-	-	-	-	-	o	-	xo	o	xo	xxx		
3	LUKYANENKO Artem	-	-	-	-	o	o	o	o	xxo	o	xxx				
4	OLSON Petter	-	-	-	-	o	o	xo	xo	xo	o	xxx				
5	GILDE Maximilian	-	-	-	-	o	-	o	o	o	xxx					
5	JORDAN Jonay	-	-	o	-	o	-	o	o	o	xxx					
5	KNOBEL Jan Felix	-	-	-	-	o	o	o	o	o	xxx					
8	NOLF Cedric	-	-	o	-	o	o	o	xo	xxx						
9	DISTELBERGER D	-	-	-	o	o	-	xo	xo	xxx						
10	NILSSON Marcus	-	-	o	xo	xo	xxo	xxx								
11	LELIÈVRE Jérémy	-	-	o	o	o	o	xxx								

Results


Pole Vault Men
Qualification
Start Time: 10:00

Rank	Name	Nat	Date of Birth	Order	Result
1	HOLZDEPPE Raphael	GER	28 SEP 1989	9	5.35 Q
2	DILLA Karsten	GER	12 MAY 1989	3	5.20 q
3	WOJCIECHOWSKI Pawel	POL	6 JUN 1989	7	5.20 q
4	IVAKIN Anton	RUS	3 FEB 1991	4	5.15 q
5	PASIAK Adam	CZE	18 JUL 1990	2	5.15 q
6	OST Noël	FRA	15 NOV 1989	4	5.10 q
6	ZHELYABIN Dmitriy	RUS	20 MAY 1990	11	5.10 q
8	JØRGENSEN Rasmus	DEN	23 JAN 1989	5	5.10 q
8	PUJATS Pauls	LAT	6 AUG 1991	1	5.10 q
10	YERYOMIN Ivan	UKR	30 MAY 1989	10	5.10 q
11	SOBERA Robert	POL	19 JAN 1991	8	5.10 q
11	STECCHI Claudio Michel	ITA	23 NOV 1991	2	5.10 q
13	KAZARYAN Gayk	RUS	19 MAY 1990	1	4.95
13	MARCHAND Alexandre	FRA	23 FEB 1990	7	4.95
13	STYLIANOU Nikandros	CYP	22 AUG 1989	8	4.95
16	FEGER Alexandre	FRA	22 JAN 1990	5	4.95
16	FERREIRA Diogo	POR	30 JUL 1990	10	4.95
18	RICHARDS Marquis	SUI	29 JUL 1991	3	4.95
19	GARCIA Mario	ESP	12 AUG 1990	6	4.80
19	GAUL Florian	GER	21 SEP 1991	9	4.80
	CONCEPCIÓN Manel	ESP	27 MAR 1990	6	NM

		4.80	4.95	5.10	5.15	5.20	5.35
1	HOLZDEPPE Raphael	-	-	-	-	-	xo
2	DILLA Karsten	-	-	-	-	o	
3	WOJCIECHOWSKI P	-	-	-	-	xo	
4	IVAKIN Anton	-	-	-	o		
5	PASIAK Adam	-	o	-	xxo		
6	OST Noël	-	o	o			
6	ZHELYABIN Dmitriy	-	-	o			
8	JØRGENSEN Rasmus	-	o	xo			
8	PUJATS Pauls	o	-	xo	xxx		
10	YERYOMIN Ivan	-	xxo	xo			
11	SOBERA Robert	-	-	xxo			
11	STECCHI C	-	-	xxo			
13	KAZARYAN Gayk	-	o	xxx			
13	MARCHAND Alexandre	-	o	xxx			
13	STYLIANOU N	-	o	xxx			
16	FEGER Alexandre	-	xo	xxx			
16	FERREIRA Diogo	o	xo	xxx			
18	RICHARDS Marquis	-	xxo	xxx			
19	GARCIA Mario	o	xxx				
19	GAUL Florian	o	xxx				
	CONCEPCIÓN Manel	-	xxx				

Pole Vault Men
Qualification Group A
Start Time: 10:00

Rank	Name	Nat	Date of Birth	Order	Result
1	HOLZDEPPE Raphael	GER	28 SEP 1989	9	5.35 Q
2	PASIAK Adam	CZE	18 JUL 1990	2	5.15 q
3	OST Noël	FRA	15 NOV 1989	4	5.10 q
3	ZHELYABIN Dmitriy	RUS	20 MAY 1990	11	5.10 q
5	JØRGENSEN Rasmus	DEN	23 JAN 1989	5	5.10 q
6	YERYOMIN Ivan	UKR	30 MAY 1989	10	5.10 q
7	SOBERA Robert	POL	19 JAN 1991	8	5.10 q
8	KAZARYAN Gayk	RUS	19 MAY 1990	1	4.95
8	MARCHAND Alexandre	FRA	23 FEB 1990	7	4.95
10	RICHARDS Marquis	SUI	29 JUL 1991	3	4.95
	CONCEPCIÓN Manel	ESP	27 MAR 1990	6	NM

INTERNET Service: www.european-athletics.org
Timing, Measurement & Data Service by  OMEGA

printed at THU 14 JUL 2011 20:48

Page 12 of 38

Results

Qualification Group A (cont.)

Qualification Group A		4.80	4.95	5.10	5.15	5.20	5.35
1	HOLZDEPPE Raphael	-	-	-	-	-	xo
2	PASIAK Adam	-	o	-	xxo	-	-
3	OST Noël	-	o	o	-	-	-
3	ZHELYABIN Dmitriy	-	-	o	-	-	-
5	JØRGENSEN Rasmus	-	o	xo	-	-	-
6	YERYOMIN Ivan	-	xxo	xo	-	-	-
7	SOBERA Robert	-	-	xxo	-	-	-
8	KAZARYAN Gayk	-	o	xxx	-	-	-
8	MARCHAND Alexandre	-	o	xxx	-	-	-
10	RICHARDS Marquis	-	xxo	xxx	-	-	-
	CONCEPCIÓN Manel	-	xxx	-	-	-	-

Pole Vault Men

Qualification Group B

Start Time: 10:00

Rank	Name	Nat	Date of Birth	Order	Result
1	DILLA Karsten	GER	12 MAY 1989	3	5.20 q
2	WOJCIECHOWSKI Pawel	POL	6 JUN 1989	7	5.20 q
3	IVAKIN Anton	RUS	3 FEB 1991	4	5.15 q
4	PUJATS Pauls	LAT	6 AUG 1991	1	5.10 q
5	STECCHI Claudio Michel	ITA	23 NOV 1991	2	5.10 q
6	STYLIANOU Nikandros	CYP	22 AUG 1989	8	4.95
7	FEGER Alexandre	FRA	22 JAN 1990	5	4.95
7	FERREIRA Diogo	POR	30 JUL 1990	10	4.95
9	GARCIA Mario	ESP	12 AUG 1990	6	4.80
9	GAUL Florian	GER	21 SEP 1991	9	4.80

		4.80	4.95	5.10	5.15	5.20
1	DILLA Karsten	-	-	-	-	o
2	WOJCIECHOWSKI P	-	-	-	-	xo
3	IVAKIN Anton	-	-	-	o	-
4	PUJATS Pauls	o	-	xo	xxx	-
5	STECCHI C	-	-	xxo	-	-
6	STYLIANOU N	-	o	xxx	-	-
7	FEGER Alexandre	-	xo	xxx	-	-
7	FERREIRA Diogo	o	xo	xxx	-	-
9	GARCIA Mario	o	xxx	-	-	-
9	GAUL Florian	o	xxx	-	-	-

Qualified: qualifying perf. 5.35 (Q) or 12 best performers (q) to the advance to the Final

Results

Decathlon
Long Jump Men - Decathlon
Start Time: 11:00

Rank	Name	Nat	Date of Birth	Order	Result	Points
1	VAN DER PLAETSEN Thomas	BEL	24 DEC 1990	11	7.68	980 PB
2	MIKHAN Eduard	BLR	7 JUN 1989	6	7.54	945 PB
3	DUDAŠ Mihail	SRB	15 NOV 1989	9	7.46	925
4	DISTELBERGER Dominik	AUT	16 MAR 1990	3	7.41	913
5	KAZMIEREK Kai	GER	28 JAN 1991	4	7.38	905
6	GILDE Maximilian	GER	5 JAN 1990	10	7.35	898
7	HELCELET Adam Sebastian	CZE	27 OCT 1991	7	7.28	881
8	LARUSSON Einar Dadi	ISL	10 MAY 1990	6	7.28	881 PB
9	SHKURENEV Ilya	RUS	11 JAN 1991	8	7.27	878 SB
10	KNOBEL Jan Felix	GER	16 JAN 1989	7	7.23	869 =PB
11	NOLF Cedric	BEL	18 JUN 1989	1	7.18	857
12	AUZEIL Bastien	FRA	22 OCT 1989	9	7.18	857
13	CZAPIEWSKI Szymon	POL	19 MAY 1989	5	7.18	857
14	OLSON Petter	SWE	14 FEB 1991	4	7.09	835 PB
15	PRZYBYL Marcin	POL	16 MAR 1989	2	7.05	826
16	STEFEK Michal	CZE	3 MAY 1991	2	6.97	807
17	LELIÈVRE Jérémy	FRA	8 FEB 1991	8	6.97	807
18	JORDAN Jonay	ESP	12 MAY 1991	1	6.89	788
19	LUKYANENKO Artem	RUS	30 JAN 1990	10	6.86	781
20	KALLEBÄCK David	SWE	14 APR 1989	3	6.85	778
21	LEPIK Hendrik	EST	18 APR 1990	5	6.75	755
22	NILSSON Marcus	SWE	3 MAY 1991	11	6.28	648

		1	2	3
1	VAN DER PLAETSEN T	7.68 (+1.3)	7.54 (-1.2)	x (-0.2)
2	MIKHAN Eduard	7.13 (+0.1)	7.54 (+0.6)	-
3	DUDAŠ Mihail	7.35 (+1.0)	6.98 (+1.3)	7.46 (+1.6)
4	DISTELBERGER D	7.23 (+1.4)	x (+1.2)	7.41 (+0.5)
5	KAZMIEREK Kai	6.93 (+0.2)	7.38 (+2.2)	7.08 (+0.5)
6	GILDE Maximilian	x (+0.3)	7.35 (+0.7)	7.34 (-1.0)
7	HELCELET A	6.88 (+1.0)	7.18 (+0.5)	7.28 (+1.0)
8	LARUSSON E	7.12 (+0.2)	7.28 (+0.6)	7.12 (-0.4)
9	SHKURENEV Ilya	7.14 (+0.5)	7.26 (0.0)	7.27 (+1.4)
10	KNOBEL Jan Felix	x (+0.4)	7.23 (+0.7)	6.94 (-1.9)
11	NOLF Cedric	7.12 (+0.7)	7.18 (+0.7)	x (+0.3)
12	AUZEIL Bastien	7.18 (+1.8)	7.01 (0.0)	x (+0.9)
13	CZAPIEWSKI Szymon	6.86 (-0.4)	7.18 (+0.1)	x (+0.7)
14	OLSON Petter	7.09 (+0.6)	x (+0.4)	x (+1.6)
15	PRZYBYL Marcin	6.97 (+0.7)	7.05 (+0.6)	6.84 (+0.4)
16	STEFEK Michal	x (-1.0)	6.96 (-1.2)	6.97 (+1.0)
17	LELIÈVRE Jérémy	6.84 (-0.7)	6.97 (+0.3)	x (-1.5)
18	JORDAN Jonay	x (+0.6)	6.89 (-0.3)	x (-0.7)
19	LUKYANENKO Artem	6.84 (+1.0)	6.84 (+0.4)	6.86 (-0.9)
20	KALLEBÄCK David	x (-0.9)	6.85 (+0.9)	x (+0.2)
21	LEPIK Hendrik	4.51 (-0.9)	6.68 (+0.7)	6.75 (-0.5)
22	NILSSON Marcus	x (-0.8)	6.28 (+0.5)	4.90 (-0.9)

Results

Decathlon
Long Jump Men - Decathlon Group A Start Time: 11:00

Rank	Name	Nat	Date of Birth	Order	Result	Points
1	VAN DER PLAETSEN Thomas	BEL	24 DEC 1990	11	7.68	980 PB
2	MIKHAN Eduard	BLR	7 JUN 1989	6	7.54	945 PB
3	DUDAŠ Mihail	SRB	15 NOV 1989	9	7.46	925
4	DISTELBERGER Dominik	AUT	16 MAR 1990	3	7.41	913
5	KAZMIEREK Kai	GER	28 JAN 1991	4	7.38	905
6	GILDE Maximilian	GER	5 JAN 1990	10	7.35	898
7	HELCELET Adam Sebastian	CZE	27 OCT 1991	7	7.28	881
8	SHKURENEV Ilya	RUS	11 JAN 1991	8	7.27	878 SB
9	CZAPIEWSKI Szymon	POL	19 MAY 1989	5	7.18	857
10	PRZYBYL Marcin	POL	16 MAR 1989	2	7.05	826
11	JORDAN Jonay	ESP	12 MAY 1991	1	6.89	788

	1	2	3	
1	VAN DER PLAETSEN T	7.68 (+1.3)	7.54 (-1.2)	x (-0.2)
2	MIKHAN Eduard	7.13 (+0.1)	7.54 (+0.6)	-
3	DUDAŠ Mihail	7.35 (+1.0)	6.98 (+1.3)	7.46 (+1.6)
4	DISTELBERGER D	7.23 (+1.4)	x (+1.2)	7.41 (+0.5)
5	KAZMIEREK Kai	6.93 (+0.2)	7.38 (+2.2)	7.08 (+0.5)
6	GILDE Maximilian	x (+0.3)	7.35 (+0.7)	7.34 (-1.0)
7	HELCELET A	6.88 (+1.0)	7.18 (+0.5)	7.28 (+1.0)
8	SHKURENEV Ilya	7.14 (+0.5)	7.26 (0.0)	7.27 (+1.4)
9	CZAPIEWSKI Szymon	6.86 (-0.4)	7.18 (+0.1)	x (+0.7)
10	PRZYBYL Marcin	6.97 (+0.7)	7.05 (+0.6)	6.84 (+0.4)
11	JORDAN Jonay	x (+0.6)	6.89 (-0.3)	x (-0.7)

Decathlon
Long Jump Men - Decathlon Group B Start Time: 11:00

Rank	Name	Nat	Date of Birth	Order	Result	Points
1	LARUSSON Einar Dadi	ISL	10 MAY 1990	6	7.28	881 PB
2	KNOBEL Jan Felix	GER	16 JAN 1989	7	7.23	869 =PB
3	NOLF Cedric	BEL	18 JUN 1989	1	7.18	857
4	AUZEIL Bastien	FRA	22 OCT 1989	9	7.18	857
5	OLSON Petter	SWE	14 FEB 1991	4	7.09	835 PB
6	STEFEK Michal	CZE	3 MAY 1991	2	6.97	807
7	LELIÈVRE Jérémy	FRA	8 FEB 1991	8	6.97	807
8	LUKYANENKO Artem	RUS	30 JAN 1990	10	6.86	781
9	KALLEBÄCK David	SWE	14 APR 1989	3	6.85	778
10	LEPIK Hendrik	EST	18 APR 1990	5	6.75	755
11	NILSSON Marcus	SWE	3 MAY 1991	11	6.28	648


	1	2	3	
1	LARUSSON E	7.12 (+0.2)	7.28 (+0.6)	7.12 (-0.4)
2	KNOBEL Jan Felix	x (+0.4)	7.23 (+0.7)	6.94 (-1.9)
3	NOLF Cedric	7.12 (+0.7)	7.18 (+0.7)	x (+0.3)
4	AUZEIL Bastien	7.18 (+1.8)	7.01 (0.0)	x (+0.9)
5	OLSON Petter	7.09 (+0.6)	x (+0.4)	x (+1.6)
6	STEFEK Michal	x (-1.0)	6.96 (-1.2)	6.97 (+1.0)
7	LELIÈVRE Jérémy	6.84 (-0.7)	6.97 (+0.3)	x (-1.5)
8	LUKYANENKO Artem	6.84 (+1.0)	6.84 (+0.4)	6.86 (-0.9)
9	KALLEBÄCK David	x (-0.9)	6.85 (+0.9)	x (+0.2)
10	LEPIK Hendrik	4.51 (-0.9)	6.68 (+0.7)	6.75 (-0.5)
11	NILSSON Marcus	x (-0.8)	6.28 (+0.5)	4.90 (-0.9)

Results

Long Jump Men
Qualification
Start Time: 16:05

Rank	Name	Nat	Date of Birth	Order	Result
1	MISANS Elvijs	LAT	4 AUG 1989	6	7.81 q PB
2	OLLIKAINEN Roni	FIN	27 AUG 1990	7	7.76 q SB
3	STEMPNICK Nicolas	BEL	1 FEB 1989	14	7.71 q
4	MENKOV Aleksandr	RUS	7 DEC 1990	4	7.69 q
5	HUET Olivier	FRA	11 FEB 1989	3	7.65 q
6	AUCYNA Darius	LTU	7 MAY 1989	9	7.64 q
7	CÁCERES Eusebio	ESP	10 SEP 1991	10	7.64 q
8	CHUVA Marcos	POR	8 AUG 1989	10	7.57 q
9	CAMARA Alyn	GER	31 MAR 1989	8	7.52 q
10	VICTORIN Guillaume	FRA	26 MAY 1990	4	7.51 q
11	PODGÓRSKI Konrad	POL	1 JUN 1989	9	7.51 q
12	VADEIKIS Marius	LTU	2 AUG 1989	5	7.47 q
13	BOGDANOV Denis	RUS	2 APR 1991	3	7.45
14	BÁNHIDI Bence	HUN	20 NOV 1989	5	7.43
15	KRAL Mario	GER	15 FEB 1989	11	7.35
16	ECSEKI Dániel	HUN	19 MAR 1989	1	7.28
17	MCMULLAN Adam	IRL	5 JUL 1990	13	7.27
18	STRZALKOWSKI Adrian	POL	28 MAR 1990	2	7.26
19	BIANCHI Gregory	ITA	14 APR 1989	1	7.24
20	MÖGENBURG Jonas	NOR	18 FEB 1990	6	7.20
21	HOWARD Julian	GER	3 APR 1989	12	7.13
22	LIHACHOV Ivan	UKR	27 APR 1989	11	7.02
23	OKHAYON Gadi	ISR	7 FEB 1989	13	6.80
24	ASTROUSKI Dzmitry	BLR	5 JUN 1989	7	6.78
25	POUPAS Petros	CYP	18 OCT 1991	12	6.67
26	PERVAN Dino	CRO	12 JAN 1991	8	4.68
	PASIAK Adam	CZE	18 JUL 1990	2	DNS

	1	2	3
1	MISANS Elvijs 7.53 (+0.1)	7.59 (0.0)	7.81 (-0.2)
2	OLLIKAINEN Roni 7.76 (+0.4)	7.73 (+0.2)	-
3	STEMPNICK Nicolas 7.46 (-0.2)	7.71 (+0.2)	7.24 (+0.3)
4	MENKOV Aleksandr x (+0.2)	7.69 (+0.7)	-
5	HUET Olivier 7.52 (-0.1)	7.65 (-0.1)	x (+0.4)
6	AUCYNA Darius 7.54 (+0.4)	7.47 (+0.4)	7.64 (0.0)
7	CÁCERES Eusebio 7.64 (+0.1)	7.46 (-0.4)	x (-0.6)
8	CHUVA Marcos 7.16 (-0.5)	7.26 (-0.8)	7.57 (-0.2)
9	CAMARA Alyn x (+0.4)	7.52 (+0.3)	7.44 (+0.3)
10	VICTORIN Guillaume 6.93 (0.0)	7.45 (-0.4)	7.51 (+0.2)
11	PODGÓRSKI Konrad x (-0.2)	7.51 (+0.3)	x (-0.4)
12	VADEIKIS Marius 7.12 (+0.3)	7.42 (-0.1)	7.47 (+0.7)
13	BOGDANOV Denis x (+0.6)	7.45 (-0.4)	x (+0.1)
14	BÁNHIDI Bence 7.25 (-0.1)	7.31 (-0.1)	7.43 (-0.1)
15	KRAL Mario 7.28 (+0.1)	7.35 (-0.1)	7.35 (+0.2)
16	ECSEKI Dániel 7.19 (+0.6)	x (-0.2)	7.28 (-0.1)
17	MCMULLAN Adam 7.27 (-0.5)	6.84 (-0.7)	5.54 (-0.3)
18	STRZALKOWSKI A 7.26 (+0.1)	x (+0.1)	-
19	BIANCHI Gregory x (+0.6)	x (-0.3)	7.24 (0.0)
20	MÖGENBURG Jonas 6.85 (+0.1)	7.17 (+0.6)	7.20 (+0.2)
21	HOWARD Julian x (-0.1)	x (-0.4)	7.13 (-0.4)
22	LIHACHOV Ivan 6.89 (-0.3)	7.02 (-0.1)	x (+0.6)
23	OKHAYON Gadi 6.80 (-0.2)	5.15 (-0.4)	6.78 (-0.4)
24	ASTROUSKI Dzmitry x (+0.6)	x (0.0)	6.78 (-0.4)
25	POUPAS Petros 6.67 (-0.2)	x (-0.1)	x (+0.1)
26	PERVAN Dino x (+0.5)	x (+0.3)	4.68 (-0.3)
	PASIAK Adam		

INTERNET Service: www.european-athletics.org
Timing, Measurement & Data Service by  OMEGA

printed at THU 14 JUL 2011 20:48

Page 16 of 38

Results

Long Jump Men

Qualification Group A

Start Time: 16:15

Rank	Name	Nat	Date of Birth	Order	Result
1	MISANS Elvijs	LAT	4 AUG 1989	6	7.81 q PB
2	MENKOV Aleksandr	RUS	7 DEC 1990	4	7.69 q
3	HUET Olivier	FRA	11 FEB 1989	3	7.65 q
4	CHUVA Marcos	POR	8 AUG 1989	10	7.57 q
5	PODGÓRSKI Konrad	POL	1 JUN 1989	9	7.51 q
6	VADEIKIS Marius	LTU	2 AUG 1989	5	7.47 q
7	ECSEKI Dániel	HUN	19 MAR 1989	1	7.28
8	MCMULLAN Adam	IRL	5 JUL 1990	13	7.27
9	STRZALKOWSKI Adrian	POL	28 MAR 1990	2	7.26
10	HOWARD Julian	GER	3 APR 1989	12	7.13
11	LIHACHOV Ivan	UKR	27 APR 1989	11	7.02
12	ASTROUSKI Dzmitry	BLR	5 JUN 1989	7	6.78
13	PERVAN Dino	CRO	12 JAN 1991	8	4.68

	1	2	3
1	MISANS Elvijs 7.53 (+0.1)	7.59 (0.0)	7.81 (-0.2)
2	MENKOV Aleksandr x (+0.2)	7.69 (+0.7)	-
3	HUET Olivier 7.52 (-0.1)	7.65 (-0.1)	x (+0.4)
4	CHUVA Marcos 7.16 (-0.5)	7.26 (-0.8)	7.57 (-0.2)
5	PODGÓRSKI Konrad x (-0.2)	7.51 (+0.3)	x (-0.4)
6	VADEIKIS Marius 7.12 (+0.3)	7.42 (-0.1)	7.47 (+0.7)
7	ECSEKI Dániel 7.19 (+0.6)	x (-0.2)	7.28 (-0.1)
8	MCMULLAN Adam 7.27 (-0.5)	6.84 (-0.7)	5.54 (-0.3)
9	STRZALKOWSKI A 7.26 (+0.1)	x (+0.1)	-
10	HOWARD Julian x (-0.1)	x (-0.4)	7.13 (-0.4)
11	LIHACHOV Ivan 6.89 (-0.3)	7.02 (-0.1)	x (+0.6)
12	ASTROUSKI Dzmitry x (+0.6)	x (0.0)	6.78 (-0.4)
13	PERVAN Dino x (+0.5)	x (+0.3)	4.68 (-0.3)

Long Jump Men

Qualification Group B


Start Time: 16:15

Rank	Name	Nat	Date of Birth	Order	Result
1	OLLIKAINEN Roni	FIN	27 AUG 1990	7	7.76 q SB
2	STEMPNICK Nicolas	BEL	1 FEB 1989	14	7.71 q
3	AUCYNA Darius	LTU	7 MAY 1989	9	7.64 q
4	CÁCERES Eusebio	ESP	10 SEP 1991	10	7.64 q
5	CAMARA Alyn	GER	31 MAR 1989	8	7.52 q
6	VICTORIN Guillaume	FRA	26 MAY 1990	4	7.51 q
7	BOGDANOV Denis	RUS	2 APR 1991	3	7.45
8	BÁNHIDI Bence	HUN	20 NOV 1989	5	7.43
9	KRAL Mario	GER	15 FEB 1989	11	7.35
10	BIANCHI Gregory	ITA	14 APR 1989	1	7.24
11	MÖGENBURG Jonas	NOR	18 FEB 1990	6	7.20
12	OKHAYON Gadi	ISR	7 FEB 1989	13	6.80
13	POUPAS Petros	CYP	18 OCT 1991	12	6.67
	PASIAK Adam	CZE	18 JUL 1990	2	DNS

	1	2	3
1	OLLIKAINEN Roni 7.76 (+0.4)	7.73 (+0.2)	-
2	STEMPNICK Nicolas 7.46 (-0.2)	7.71 (+0.2)	7.24 (+0.3)
3	AUCYNA Darius 7.54 (+0.4)	7.47 (+0.4)	7.64 (0.0)
4	CÁCERES Eusebio 7.64 (+0.1)	7.46 (-0.4)	x (-0.6)
5	CAMARA Alyn x (+0.4)	7.52 (+0.3)	7.44 (+0.3)
6	VICTORIN Guillaume 6.93 (0.0)	7.45 (-0.4)	7.51 (+0.2)
7	BOGDANOV Denis x (+0.6)	7.45 (-0.4)	x (+0.1)
8	BÁNHIDI Bence 7.25 (-0.1)	7.31 (-0.1)	7.43 (-0.1)
9	KRAL Mario 7.28 (+0.1)	7.35 (-0.1)	7.35 (+0.2)
10	BIANCHI Gregory x (+0.6)	x (-0.3)	7.24 (0.0)
11	MÖGENBURG Jonas 6.85 (+0.1)	7.17 (+0.6)	7.20 (+0.2)
12	OKHAYON Gadi 6.80 (-0.2)	5.15 (-0.4)	6.78 (-0.4)
13	POUPAS Petros 6.67 (-0.2)	x (-0.1)	x (+0.1)
	PASIAK Adam		

Qualified: qualifying perf. 7.85 (Q) or 12 best performers (q) to the advance to the Final

INTERNET Service: www.european-athletics.org

Timing, Measurement & Data Service by  OMEGA

printed at THU 14 JUL 2011 20:48

Page 17 of 38

Results

**Shot Put Men
Qualification**
Start Time: 10:00

Rank	Name	Nat	Date of Birth	Order	Result
1	STORL David	GER	27 JUL 1990	1	19.71 Q
2	BEDEWITZ Max	GER	18 OCT 1990	10	18.60 Q PB
3	MÜLLER Hendrik	GER	28 AUG 1990	9	18.50 Q
3	SAVYTSKYI Dmytro	UKR	14 DEC 1990	5	18.50 Q PB
5	PREMERU Marin	CRO	29 AUG 1990	7	18.30 Q
6	BAKHAR Sjarhei	BLR	27 JUN 1989	8	18.26 q
7	STASEK Martin	CZE	8 APR 1989	3	18.13 q
8	PAKISJÄRVI Henri	FIN	6 JAN 1989	6	18.08 q
9	CRONIE Patrick	NED	5 NOV 1989	7	18.00 q
10	PRÁŠIL Ladislav	CZE	17 MAY 1990	4	17.99 q
11	SÖDERLUND Tomas	FIN	14 MAY 1989	5	17.99 q
12	ZIELINSKI Sylwester	POL	13 AUG 1989	6	17.66 q
13	SPILER Marko	SLO	8 JAN 1990	1	17.51
14	KARAMFILOV Rosen	BUL	4 JAN 1989	8	17.09
15	BELO Francisco	POR	27 MAR 1991	3	17.04
16	ZINCHENKO Alexander	AUT	8 SEP 1989	2	17.01
17	MERTZ Kenneth	DEN	1989	4	16.90
18	ORTEGA José Javier	ESP	17 JUL 1989	9	16.07
19	GURKLYS Arturas	LTU	11 JUN 1989	2	15.98

	1	2	3
1	STORL David	x	19.71
2	BEDEWITZ Max	18.60	
3	MÜLLER Hendrik	18.50	
3	SAVYTSKYI Dmytro	18.50	
5	PREMERU Marin	17.44	18.30
6	BAKHAR Sjarhei	17.91	18.26 17.77
7	STASEK Martin	17.70	18.13 x
8	PAKISJÄRVI Henri	18.08	x x
9	CRONIE Patrick	18.00	17.75 17.78
10	PRÁŠIL Ladislav	17.83	17.99 17.78
11	SÖDERLUND Tomas	17.56	17.99 17.79
12	ZIELINSKI S	17.42	17.66 x
13	SPILER Marko	16.75	17.26 17.51
14	KARAMFILOV Rosen	16.23	17.09 17.06
15	BELO Francisco	17.04	x x
16	ZINCHENKO A	16.25	17.01 16.50
17	MERTZ Kenneth	16.90	x x
18	ORTEGA José Javier	15.39	15.68 16.07
19	GURKLYS Arturas	15.98	x x

**Shot Put Men
Qualification Group A**
Start Time: 10:00

Rank	Name	Nat	Date of Birth	Order	Result
1	STORL David	GER	27 JUL 1990	1	19.71 Q
2	MÜLLER Hendrik	GER	28 AUG 1990	9	18.50 Q
3	BAKHAR Sjarhei	BLR	27 JUN 1989	8	18.26 q
4	CRONIE Patrick	NED	5 NOV 1989	7	18.00 q
5	PRÁŠIL Ladislav	CZE	17 MAY 1990	4	17.99 q
6	SÖDERLUND Tomas	FIN	14 MAY 1989	5	17.99 q
7	ZIELINSKI Sylwester	POL	13 AUG 1989	6	17.66 q
8	BELO Francisco	POR	27 MAR 1991	3	17.04
9	ZINCHENKO Alexander	AUT	8 SEP 1989	2	17.01

Results

Qualification Group A (cont.)

Qualification Group A		1	2	3
1	STORL David	x	19.71	
2	MÜLLER Hendrik	18.50		
3	BAKHAR Sjarhei	17.91	18.26	17.77
4	CRONIE Patrick	18.00	17.75	17.78
5	PRÁŠIL Ladislav	17.83	17.99	17.78
6	SÖDERLUND Tomas	17.56	17.99	17.79
7	ZIELINSKI S	17.42	17.66	x
8	BELO Francisco	17.04	x	x
9	ZINCHENKO A	16.25	17.01	16.50

Shot Put Men

Qualification Group B

Start Time: 10:00

Rank	Name	Nat	Date of Birth	Order	Result
1	BEDEWITZ Max	GER	18 OCT 1990	10	18.60 Q PB
2	SAVYTSKYI Dmytro	UKR	14 DEC 1990	5	18.50 Q PB
3	PREMERU Marin	CRO	29 AUG 1990	7	18.30 Q
4	STASEK Martin	CZE	8 APR 1989	3	18.13 q
5	PAKISJÄRVI Henri	FIN	6 JAN 1989	6	18.08 q
6	SPILER Marko	SLO	8 JAN 1990	1	17.51
7	KARAMFILOV Rosen	BUL	4 JAN 1989	8	17.09
8	MERTZ Kenneth	DEN	1989	4	16.90
9	ORTEGA José Javier	ESP	17 JUL 1989	9	16.07
10	GURKLYS Arturas	LTU	11 JUN 1989	2	15.98

		1	2	3
1	BEDEWITZ Max	18.60		
2	SAVYTSKYI Dmytro	18.50		
3	PREMERU Marin	17.44	18.30	
4	STASEK Martin	17.70	18.13	x
5	PAKISJÄRVI Henri	18.08	x	x
6	SPILER Marko	16.75	17.26	17.51
7	KARAMFILOV Rosen	16.23	17.09	17.06
8	MERTZ Kenneth	16.90	x	x
9	ORTEGA José Javier	15.99	15.68	16.07
10	GURKLYS Arturas	15.98	x	x

Qualified: qualifying perf. 18.30 (Q) or 12 best performers (q) to the advance to the Final

Results

Decathlon

Shot Put Men - Decathlon

Start Time: 12:20

Rank	Name	Nat	Date of Birth	Order	Result	Points
1	KNOBEL Jan Felix	GER	16 JAN 1989	4	15.43	816
2	AUZEIL Bastien	FRA	22 OCT 1989	11	15.35	811
3	LUKYANENKO Artem	RUS	30 JAN 1990	1	14.39	752
4	LELIÈVRE Jérémy	FRA	8 FEB 1991	10	14.33	749 PB
5	MIKHAN Eduard	BLR	7 JUN 1989	8	13.98	727 PB
6	KALLEBÄCK David	SWE	14 APR 1989	2	13.96	726 PB
7	HELCELET Adam Sebastian	CZE	27 OCT 1991	7	13.85	719
8	NOLF Cedric	BEL	18 JUN 1989	7	13.48	697
9	PRZYBYL Marcin	POL	16 MAR 1989	9	13.41	692
10	JORDAN Jonay	ESP	12 MAY 1991	3	13.40	692
11	VAN DER PLAETSEN Thomas	BEL	24 DEC 1990	10	13.31	686 PB
12	LEPIK Hendrik	EST	18 APR 1990	9	13.30	686
13	NILSSON Marcus	SWE	3 MAY 1991	11	13.29	685
14	DUDAŠ Mihail	SRB	15 NOV 1989	5	13.18	678
15	OLSON Petter	SWE	14 FEB 1991	6	12.90	661
16	SHKURENEV Ilya	RUS	11 JAN 1991	1	12.88	660 PB
17	STEFEK Michal	CZE	3 MAY 1991	4	12.88	660 PB
18	CZAPIEWSKI Szymon	POL	19 MAY 1989	6	12.74	651
19	GILDE Maximilian	GER	5 JAN 1990	3	12.72	650
20	KAZMIEREK Kai	GER	28 JAN 1991	2	12.14	615
21	DISTELBERGER Dominik	AUT	16 MAR 1990	8	11.45	573
22	LARUSSON Einar Dadi	ISL	10 MAY 1990	5	11.42	571

	1	2	3
1	15.42	15.43	15.23
2	14.81	14.74	15.35
3	12.81	13.76	14.39
4	14.33	13.94	x
5	13.54	13.98	x
6	x	13.83	13.96
7	x	13.45	13.85
8	12.88	x	13.48
9	12.69	13.41	x
10	13.13	13.07	13.40
11	13.31	x	x
12	12.87	13.30	x
13	11.94	12.71	13.29
14	11.95	12.70	13.18
15	12.80	x	12.90
16	12.76	12.83	12.88
17	11.86	12.50	12.88
18	12.74	12.50	x
19	12.57	12.72	x
20	11.83	11.62	12.14
21	9.49	11.45	11.17
22	11.42	10.80	11.32

Results

Decathlon

Shot Put Men - Decathlon Group A Start Time: 12:20

Rank	Name	Nat	Date of Birth	Order	Result	Points
1	KNOBEL Jan Felix	GER	16 JAN 1989	4	15.43	816
2	LUKYANENKO Artem	RUS	30 JAN 1990	1	14.39	752
3	LELIÈVRE Jérémy	FRA	8 FEB 1991	10	14.33	749 PB
4	MIKHAN Eduard	BLR	7 JUN 1989	8	13.98	727 PB
5	KALLEBÄCK David	SWE	14 APR 1989	2	13.96	726 PB
6	HELCELET Adam Sebastian	CZE	27 OCT 1991	7	13.85	719
7	PRZYBYL Marcin	POL	16 MAR 1989	9	13.41	692
8	JORDAN Jonay	ESP	12 MAY 1991	3	13.40	692
9	NILSSON Marcus	SWE	3 MAY 1991	11	13.29	685
10	DUDAŠ Mihail	SRB	15 NOV 1989	5	13.18	678
11	OLSON Petter	SWE	14 FEB 1991	6	12.90	661

	1	2	3
1	KNOBEL Jan Felix 15.42	15.43	15.23
2	LUKYANENKO Artem 12.81	13.76	14.39
3	LELIÈVRE Jérémy 14.33	13.94	x
4	MIKHAN Eduard 13.54	13.98	x
5	KALLEBÄCK David x	13.83	13.96
6	HELCELET A x	13.45	13.85
7	PRZYBYL Marcin 12.69	13.41	x
8	JORDAN Jonay 13.13	13.07	13.40
9	NILSSON Marcus 11.94	12.71	13.29
10	DUDAŠ Mihail 11.95	12.70	13.18
11	OLSON Petter 12.80	x	12.90

Decathlon

Shot Put Men - Decathlon Group B Start Time: 12:20

Rank	Name	Nat	Date of Birth	Order	Result	Points
1	AUZEIL Bastien	FRA	22 OCT 1989	11	15.35	811
2	NOLF Cedric	BEL	18 JUN 1989	7	13.48	697
3	VAN DER PLAETSEN Thomas	BEL	24 DEC 1990	10	13.31	686 PB
4	LEPIK Hendrik	EST	18 APR 1990	9	13.30	686
5	SHKURENEV Ilya	RUS	11 JAN 1991	1	12.88	660 PB
6	STEFEK Michal	CZE	3 MAY 1991	4	12.88	660 PB
7	CZAPIEWSKI Szymon	POL	19 MAY 1989	6	12.74	651
8	GILDE Maximilian	GER	5 JAN 1990	3	12.72	650
9	KAZMIEREK Kai	GER	28 JAN 1991	2	12.14	615
10	DISTELBERGER Dominik	AUT	16 MAR 1990	8	11.45	573
11	LARUSSON Einar Dadi	ISL	10 MAY 1990	5	11.42	571

	1	2	3
1	AUZEIL Bastien 14.81	14.74	15.35
2	NOLF Cedric 12.88	x	13.48
3	VAN DER PLAETSEN T 13.31	x	x
4	LEPIK Hendrik 12.87	13.30	x
5	SHKURENEV Ilya 12.76	12.83	12.88
6	STEFEK Michal 11.86	12.50	12.88
7	CZAPIEWSKI Szymon 12.74	12.50	x
8	GILDE Maximilian 12.57	12.72	x
9	KAZMIEREK Kai 11.83	11.62	12.14
10	DISTELBERGER D 9.49	11.45	11.17
11	LARUSSON E 11.42	10.80	11.32

Results


Shot Put Men
Final
Start Time: 17:20

Rank	Name	Nat	Date of Birth	Order	Result	
1	STORL David	GER	27 JUL 1990	12	20.45	CR
2	SAVYTSKY Dmytro	UKR	14 DEC 1990	6	19.18	PB
3	PREMERU Marin	CRO	29 AUG 1990	1	18.83	
4	STASEK Martin	CZE	8 APR 1989	11	18.43	
5	PRÁŠIL Ladislav	CZE	17 MAY 1990	4	18.41	PB
6	CRONIE Patrick	NED	5 NOV 1989	7	18.38	PB
7	MÜLLER Hendrik	GER	28 AUG 1990	5	18.37	
8	BAKHAR Sjarhei	BLR	27 JUN 1989	3	18.29	=SB
9	PAKISJÄRVI Henri	FIN	6 JAN 1989	8	18.14	
10	BEDEWITZ Max	GER	18 OCT 1990	9	17.80	
11	SÖDERLUND Tomas	FIN	14 MAY 1989	10	17.79	
12	ZIELINSKI Sylwester	POL	13 AUG 1989	2	17.29	

	1	2	3	4	5	6
1	x	x	19.79	x	20.45	x
2	18.57	x	x	18.73	19.18	18.72
3	18.83	x	x	18.46	18.65	x
4	17.71	18.34	18.43	x	18.31	x
5	x	17.64	18.41	18.33	x	18.34
6	18.38	x	18.32	x	18.27	x
7	18.06	x	18.37	x	18.19	x
8	18.28	17.93	17.93	18.19	18.29	x
9	18.12	x	18.14			
10	17.80	x	17.78			
11	17.79	x	x			
12	17.29	x	17.11			

Javelin Men
Qualification
Start Time: 15:30

Rank	Name	Nat	Date of Birth	Order	Result	
1	RÖHLER Thomas	GER	30 SEP 1991	2	78.08	Q PB
2	WÖSCHLER Till	GER	9 JUN 1991	4	77.72	Q
3	AVAN Fatih	TUR	1 JAN 1989	5	76.93	Q
4	GRZESZCZUK Lukasz	POL	3 MAR 1990	6	76.84	Q
5	AMB Kim	SWE	18 JAN 1990	8	76.71	Q SB
6	TARABIN Dmitry	RUS	22 OCT 1991	8	76.48	Q
7	SZALECKI Krzysztof	POL	3 FEB 1991	10	75.69	q
8	PLENER Marcin	POL	22 AUG 1990	11	73.40	q
9	KOSYNSKY Dmytro	UKR	31 MAR 1989	6	73.30	q
10	ŽUNIC Stipe	CRO	13 DEC 1990	7	71.72	q
11	LAANMÄE Tanel	EST	29 SEP 1989	2	71.35	q
12	LEHTOLA Sampo	FIN	10 MAY 1989	7	71.15	q
13	TIMMERMAN Lars	NED	19 APR 1991	9	70.86	
14	KIISKILÄ Jani	FIN	28 DEC 1989	1	70.34	
15	SAARI Tuomas	FIN	17 MAR 1989	12	69.38	
16	KOOREP Ranno	EST	24 JAN 1990	4	69.15	
17	SAMAC Vedran	SRB	22 JAN 1990	10	68.12	
18	BRUNS Ansis	LAT	15 JAN 1989	11	66.99	
19	KIRT Magnus	EST	10 APR 1990	9	66.32	SB
20	URIZ Manuel	ESP	15 MAR 1989	3	66.21	
21	TANRIVERDI Aykut	TUR	2 JUN 1989	5	64.40	
22	CRAESCU Alexandru	ROU	10 FEB 1989	1	64.11	
	VADLEJCH Jakub	CZE	10 OCT 1990	3	NM	

INTERNET Service: www.european-athletics.org
Timing, Measurement & Data Service by  OMEGA

printed at THU 14 JUL 2011 20:48

Page 22 of 38

Results
Qualification (cont.)

Qualification		1	2	3
1	RÖHLER Thomas	78.08		
2	WÖSCHLER Till	75.24	77.72	
3	AVAN Fatih	76.93		
4	GRZESZCZUK Lukasz	72.16	x	76.84
5	AMB Kim	73.18	76.71	
6	TARABIN Dmitry	74.11	76.48	
7	SZALECKI Krzysztof	75.69	-	-
8	PLENER Marcin	67.57	70.68	73.40
9	KOSYNSKY Dmytro	71.55	69.74	73.30
10	ŽUNIC Stipe	70.44	71.72	70.34
11	LAANMÄE Tanel	71.35	70.91	x
12	LEHTOLA Sampo	69.93	71.08	71.15
13	TIMMERMAN Lars	66.47	70.86	68.47
14	KIISKILÄ Jani	65.11	70.34	69.32
15	SAARI Tuomas	x	67.71	69.38
16	KOOREP Ranno	67.29	69.15	x
17	SAMAC Vedran	68.12	68.07	x
18	BRUNS Ansis	66.99	x	x
19	KIRT Magnus	66.32	x	64.14
20	URIZ Manuel	66.21	64.21	x
21	TANRIVERDI Aykut	64.40	x	x
22	CRAESCU Alexandru	x	64.11	x
	VADLEJCH Jakub	x	x	x

Javelin Men
Qualification Group A
Start Time: 15:30

Rank	Name	Nat	Date of Birth	Order	Result
1	WÖSCHLER Till	GER	9 JUN 1991	4	77.72 Q
2	AVAN Fatih	TUR	1 JAN 1989	5	76.93 Q
3	GRZESZCZUK Lukasz	POL	3 MAR 1990	6	76.84 Q
4	AMB Kim	SWE	18 JAN 1990	8	76.71 Q SB
5	SZALECKI Krzysztof	POL	3 FEB 1991	10	75.69 q
6	ŽUNIC Stipe	CRO	13 DEC 1990	7	71.72 q
7	LAANMÄE Tanel	EST	29 SEP 1989	2	71.35 q
8	KIISKILÄ Jani	FIN	28 DEC 1989	1	70.34
9	SAARI Tuomas	FIN	17 MAR 1989	12	69.38
10	BRUNS Ansis	LAT	15 JAN 1989	11	66.99
11	KIRT Magnus	EST	10 APR 1990	9	66.32 SB
12	URIZ Manuel	ESP	15 MAR 1989	3	66.21

		1	2	3
1	WÖSCHLER Till	75.24	77.72	
2	AVAN Fatih	76.93		
3	GRZESZCZUK Lukasz	72.16	x	76.84
4	AMB Kim	73.18	76.71	
5	SZALECKI Krzysztof	75.69	-	-
6	ŽUNIC Stipe	70.44	71.72	70.34
7	LAANMÄE Tanel	71.35	70.91	x
8	KIISKILÄ Jani	65.11	70.34	69.32
9	SAARI Tuomas	x	67.71	69.38
10	BRUNS Ansis	66.99	x	x
11	KIRT Magnus	66.32	x	64.14
12	URIZ Manuel	66.21	64.21	x

Results
Javelin Men
Qualification Group B
Start Time: 16:40


Rank	Name	Nat	Date of Birth	Order	Result		
1	RÖHLER Thomas	GER	30 SEP 1991	2	78.08	Q	PB
2	TARABIN Dmitry	RUS	22 OCT 1991	8	76.48	Q	
3	PLENER Marcin	POL	22 AUG 1990	11	73.40	q	
4	KOSYNSKY Dmytro	UKR	31 MAR 1989	6	73.30	q	
5	LEHTOLA Sampo	FIN	10 MAY 1989	7	71.15	q	
6	TIMMERMAN Lars	NED	19 APR 1991	9	70.86		
7	KOOREP Ranno	EST	24 JAN 1990	4	69.15		
8	SAMAC Vedran	SRB	22 JAN 1990	10	68.12		
9	TANRIVERDI Aykut	TUR	2 JUN 1989	5	64.40		
10	CRAESCU Alexandru	ROU	10 FEB 1989	1	64.11		
	VADLEJCH Jakub	CZE	10 OCT 1990	3	NM		

	1	2	3
1	RÖHLER Thomas 78.08		
2	TARABIN Dmitry 74.11	76.48	
3	PLENER Marcin 67.57	70.68	73.40
4	KOSYNSKY Dmytro 71.55	69.74	73.30
5	LEHTOLA Sampo 69.93	71.08	71.15
6	TIMMERMAN Lars 66.47	70.86	68.47
7	KOOREP Ranno 67.29	69.15	x
8	SAMAC Vedran 68.12	68.07	x
9	TANRIVERDI Aykut 64.40	x	x
10	CRAESCU Alexandru x	64.11	x
	VADLEJCH Jakub x	x	x

Qualified: qualifying perf. 76.00 (Q) or 12 best performers (q) to the advance to the Final

100m Women
Round 1
Start Time: 10:20

Rank	Name	Nat	Date of Birth	Lane	Result		
1	OGRAZEANU Andreea	ROU	24 MAR 1990	4	11.55	Q	
2	KIELBASINSKA Anna	POL	26 JUN 1990	6	11.58	Q	
3	GAYDU Emilie	FRA	5 FEB 1989	3	11.60	Q	
3	PIZHANKOVA Darya	UKR	9 JAN 1990	4	11.60	Q	
5	GÜNTHER Leena	GER	16 APR 1991	5	11.64	Q	
6	AKINYEMI Folake	NOR	31 MAR 1990	6	11.67	Q	SB
7	SAINT-MARC Jessie	FRA	16 JUL 1991	3	11.68	Q	
8	VASELL Kadene	NED	29 JAN 1989	4	11.72	Q	
9	HAGEN Anouk	NED	30 APR 1990	6	11.77	Q	
10	FILATOVA Yekaterina	RUS	11 AUG 1989	2	11.78	Q	SB
11	DRAISCI Ilenia	ITA	13 JUL 1989	5	11.78	q	
12	PANTELEYEVA Marina	RUS	16 MAY 1989	4	11.80	Q	
13	PYATACHENKO Viktoriya	UKR	7 MAY 1989	3	11.81	Q	
14	FURUNDARENA Alazne	ESP	19 SEP 1989	7	11.85	q	
15	PAPAIOANNOU Ramona	CYP	15 JUN 1989	7	11.86	q	
16	KOLDEJ Malgorzata	POL	12 NOV 1990	2	11.87	q	SB
17	WHELAN Niamh	IRL	26 JUL 1990	3	11.89		
18	SUCHOWIECKA Paula	POL	9 MAY 1989	7	11.94		
19	YARUSHKINA Viktoriya	RUS	4 APR 1991	5	11.94		
20	OMBISSA Oriann	FRA	26 MAY 1991	6	12.02		
21	GARCÍA Estela	ESP	20 MAR 1989	2	12.03		
22	GÁTOU María	GRE	16 AUG 1989	5	12.06		
23	URBÁNKOVÁ Petra	CZE	26 OCT 1991	7	12.08		
24	BORG Diane	MLT	12 SEP 1990	8	12.11		
25	ROZMAN Ivana	MKD	14 JUL 1989	2	12.57		

INTERNET Service: www.european-athletics.org
Timing, Measurement & Data Service by  OMEGA

printed at THU 14 JUL 2011 20:48

Page 24 of 38

Results
100m Women
Round 1 Heat 1/4
Start Time: 10:20
Wind: -0.6 m/s

Rank	Name	Nat	Date of Birth	Lane	Reaction time	Result
1	OGRAZEANU Andreea	ROU	24 MAR 1990	4	0.224	11.55 Q
2	SAINT-MARC Jessie	FRA	16 JUL 1991	3	0.197	11.68 Q
3	HAGEN Anouk	NED	30 APR 1990	6	0.144	11.77 Q
4	SUCHOWIECKA Paula	POL	9 MAY 1989	7	0.217	11.94
5	YARUSHKINA Viktoriya	RUS	4 APR 1991	5	0.192	11.94
6	BORG Diane	MLT	12 SEP 1990	8	0.174	12.11
7	ROZMAN Ivana	MKD	14 JUL 1989	2	0.168	12.57

100m Women
Round 1 Heat 2/4
Start Time: 10:26
Wind: -1.0 m/s

Rank	Name	Nat	Date of Birth	Lane	Reaction time	Result
1	GÜNTHER Leena	GER	16 APR 1991	5	0.170	11.64 Q
2	PANTELEYEVA Marina	RUS	16 MAY 1989	4	0.190	11.80 Q
3	PYATACHENKO Viktoriya	UKR	7 MAY 1989	3	0.181	11.81 Q
4	OMBISSA Oriann	FRA	26 MAY 1991	6	0.157	12.02
5	GARCÍA Estela	ESP	20 MAR 1989	2	0.216	12.03
6	URBÁNKOVÁ Petra	CZE	26 OCT 1991	7	0.190	12.08

100m Women
Round 1 Heat 3/4
Start Time: 10:32
Wind: -0.3 m/s

Rank	Name	Nat	Date of Birth	Lane	Reaction time	Result
1	GAYDU Émilie	FRA	5 FEB 1989	3	0.197	11.60 Q
2	AKINYEMI Folake	NOR	31 MAR 1990	6	0.161	11.67 Q SB
3	VASELL Kadene	NED	29 JAN 1989	4	0.188	11.72 Q
4	FURUNDARENA Alazne	ESP	19 SEP 1989	7	0.190	11.85 q
5	KOLDEJ Malgorzata	POL	12 NOV 1990	2	0.211	11.87 q SB
6	GÁTOU María	GRE	16 AUG 1989	5	0.228	12.06

100m Women
Round 1 Heat 4/4
Start Time: 10:38
Wind: -1.1 m/s

Rank	Name	Nat	Date of Birth	Lane	Reaction time	Result
1	KIELBASINSKA Anna	POL	26 JUN 1990	6	0.172	11.58 Q
2	PIZHANKOVA Darya	UKR	9 JAN 1990	4	0.238	11.60 Q
3	FILATOVA Yekaterina	RUS	11 AUG 1989	2	0.177	11.78 Q SB
4	DRAISCI Ilenia	ITA	13 JUL 1989	5	0.154	11.78 q
5	PAPAIOANNOU Ramona	CYP	15 JUN 1989	7	0.194	11.86 q
6	WHELAN Niamh	IRL	26 JUL 1990	3	0.154	11.89

Qualified: First 3 in each heat (Q) and 4 best performers (q) advance to the Semifinals

Results
**100m Women
Semifinal**
Start Time: 17:25

Rank	Name	Nat	Date of Birth	Lane	Result
1	PIZHANKOVA Darya	UKR	9 JAN 1990	3	11.48 Q
2	OGRAZEANU Andreea	ROU	24 MAR 1990	4	11.49 Q
3	GÜNTHER Leena	GER	16 APR 1991	6	11.58 Q
4	KIELBASINSKA Anna	POL	26 JUN 1990	6	11.66 Q
5	FILATOVA Yekaterina	RUS	11 AUG 1989	8	11.71 q SB
6	PYATACHENKO Viktoriya	UKR	7 MAY 1989	7	11.73 Q
7	GAYDU Émilie	FRA	5 FEB 1989	5	11.74 Q
8	SAINT-MARC Jessie	FRA	16 JUL 1991	5	11.75 q
9	PANTELEYEVA Marina	RUS	16 MAY 1989	3	11.75
10	AKINYEMI Folake	NOR	31 MAR 1990	4	11.77
11	DRAISCI Ilenia	ITA	13 JUL 1989	1	11.79
12	VASELL Kadene	NED	29 JAN 1989	7	11.89
13	PAPAIOANNOU Ramona	CYP	15 JUN 1989	2	11.94
14	KOLDEJ Malgorzata	POL	12 NOV 1990	2	11.97
15	FURUNDARENA Alazne	ESP	19 SEP 1989	1	11.99
16	HAGEN Anouk	NED	30 APR 1990	8	12.03

**100m Women
Semifinal 1/2**
Start Time: 17:25
Wind: -0.7 m/s

Rank	Name	Nat	Date of Birth	Lane	Reaction time	Result
1	KIELBASINSKA Anna	POL	26 JUN 1990	6	0.191	11.66 Q
2	PYATACHENKO Viktoriya	UKR	7 MAY 1989	7	0.184	11.73 Q
3	GAYDU Émilie	FRA	5 FEB 1989	5	0.214	11.74 Q
4	PANTELEYEVA Marina	RUS	16 MAY 1989	3	0.197	11.75
5	AKINYEMI Folake	NOR	31 MAR 1990	4	0.203	11.77
6	PAPAIOANNOU Ramona	CYP	15 JUN 1989	2	0.194	11.94
7	FURUNDARENA Alazne	ESP	19 SEP 1989	1	0.193	11.99
8	HAGEN Anouk	NED	30 APR 1990	8	0.213	12.03

**100m Women
Semifinal 2/2**
Start Time: 17:32
Wind: -0.7 m/s

Rank	Name	Nat	Date of Birth	Lane	Reaction time	Result
1	PIZHANKOVA Darya	UKR	9 JAN 1990	3	0.158	11.48 Q
2	OGRAZEANU Andreea	ROU	24 MAR 1990	4	0.219	11.49 Q
3	GÜNTHER Leena	GER	16 APR 1991	6	0.182	11.58 Q
4	FILATOVA Yekaterina	RUS	11 AUG 1989	8	0.173	11.71 q SB
5	SAINT-MARC Jessie	FRA	16 JUL 1991	5	0.178	11.75 q
6	DRAISCI Ilenia	ITA	13 JUL 1989	1	0.163	11.79
7	VASELL Kadene	NED	29 JAN 1989	7	0.195	11.89
8	KOLDEJ Malgorzata	POL	12 NOV 1990	2	0.191	11.97

Qualified: First 3 in each heat (Q) and 2 best performers (q) advance to the Final

Results
400m Women
Round 1
Start Time: 18:45

Rank	Name	Nat	Date of Birth	Lane	Result
1	TOPILSKAYA Olga	RUS	4 OCT 1990	4	51.89 Q
2	TEREKHOVA Yuliya	RUS	20 FEB 1990	3	52.69 Q
3	SCHMIDT Lena	GER	4 AUG 1989	5	52.75 Q
4	LOHVYNNENKO Alina	UKR	18 JUL 1990	3	53.06 Q
5	GAYOT Marie	FRA	18 DEC 1989	3	53.08 Q PB
6	REDIF Meliz	TUR	26 MAR 1989	5	53.11 Q
7	DOPHEIDE Marit	NED	28 DEC 1990	5	53.44 q
8	KLOSTER Line	NOR	27 FEB 1990	4	53.51 q
9	DIARRA Elea Mariama	FRA	8 MAR 1990	2	53.99 PB
10	BARALEY Yuliya	UKR	25 APR 1990	6	54.00
11	DAUWENS Axelle	BEL	1 DEC 1990	4	54.01
12	GUEI Floria	FRA	2 MAY 1990	6	54.09
13	PLYASHECHUK Kateryna	UKR	8 DEC 1990	6	54.14
14	REBERNIK Liona	SLO	28 NOV 1991	8	54.15
15	CALCAGNO Clelia	ITA	1991	7	54.18
15	MAGNUSSON Josefin	SWE	22 SEP 1989	7	54.18
17	METODIEVA Violeta	BUL	17 JUL 1990	8	54.26
18	BAUMGART Iga	POL	11 APR 1989	1	54.53
19	HAUGE Benedicte	NOR	19 JAN 1989	8	54.71 SB
20	NUNES Cátia	POR	6 APR 1990	7	55.13
21	MANKO Viktoriya	BLR	16 DEC 1989	2	55.18
22	STUKOVA Alexandra	SVK	2 JUL 1990	2	55.36
23	LANDEN Shani	ISR	12 SEP 1991	1	57.19

400m Women
Round 1 Heat 1/3
Start Time: 18:45

Rank	Name	Nat	Date of Birth	Lane	Reaction time	Result
1	SCHMIDT Lena	GER	4 AUG 1989	5	0.227	52.75 Q
2	GAYOT Marie	FRA	18 DEC 1989	3	0.215	53.08 Q PB
3	BARALEY Yuliya	UKR	25 APR 1990	6	0.240	54.00
4	DAUWENS Axelle	BEL	1 DEC 1990	4	0.228	54.01
5	MAGNUSSON Josefin	SWE	22 SEP 1989	7	0.245	54.18
6	BAUMGART Iga	POL	11 APR 1989	1	0.274	54.53
7	HAUGE Benedicte	NOR	19 JAN 1989	8	0.192	54.71 SB
8	STUKOVA Alexandra	SVK	2 JUL 1990	2	0.196	55.36

400m Women
Round 1 Heat 2/3
Start Time: 18:52

Rank	Name	Nat	Date of Birth	Lane	Reaction time	Result
1	TOPILSKAYA Olga	RUS	4 OCT 1990	4	0.189	51.89 Q
2	LOHVYNNENKO Alina	UKR	18 JUL 1990	3	0.201	53.06 Q
3	DOPHEIDE Marit	NED	28 DEC 1990	5	0.152	53.44 q
4	GUEI Floria	FRA	2 MAY 1990	6	0.220	54.09
5	REBERNIK Liona	SLO	28 NOV 1991	8	0.195	54.15
6	CALCAGNO Clelia	ITA	1991	7	0.246	54.18
7	MANKO Viktoriya	BLR	16 DEC 1989	2	0.242	55.18

Results

400m Women
Round 1 Heat 3/3
Start Time: 18:59

Rank	Name	Nat	Date of Birth	Lane	Reaction time	Result
1	TEREKHOVA Yuliya	RUS	20 FEB 1990	3	0.265	52.69 Q
2	REDIF Meliz	TUR	26 MAR 1989	5	0.273	53.11 Q
3	KLOSTER Line	NOR	27 FEB 1990	4	0.165	53.51 q
4	DIARRA Elea Mariama	FRA	8 MAR 1990	2	0.254	53.99 PB
5	PLYASHECHUK Kateryna	UKR	8 DEC 1990	6	0.279	54.14
6	METODIEVA Violeta	BUL	17 JUL 1990	8	0.212	54.26
7	NUNES Cátia	POR	6 APR 1990	7	0.242	55.13
8	LANDEN Shani	ISR	12 SEP 1991	1	0.458	57.19

Qualified: First 2 in each heat (Q) and 2 best performers (q) advance to the Final

800m Women
Round 1
Start Time: 16:35

Rank	Name	Nat	Date of Birth	Lane	Result
1	LAVRIC Mirela	ROU	17 FEB 1991	4	2:04.00 Q
2	BRONIATOWSKA Katarzyna	POL	22 FEB 1990	7	2:04.45 Q
3	AYDIN Merve	TUR	17 MAR 1990	6	2:04.48 Q
4	SHARP Lynsey	GBR	11 JUL 1990	4	2:04.58 Q
5	ARZHAKOVA Yelena	RUS	8 SEP 1989	6	2:04.62 Q
6	BULANOVA Alexandra	RUS	10 JUN 1989	5	2:04.72 Q
7	BÜCHEL Selina	SUI	26 JUL 1991	2	2:04.85 q PB
8	KESSELRING Anne	GER	4 DEC 1989	5	2:04.90 q
9	PILIUSINA Natalija	LTU	22 OCT 1990	3	2:05.56
10	JÓZWIK Joanna	POL	30 JAN 1991	3	2:06.07
11	FLIS Monika	POL	18 MAY 1989	8	2:06.10
12	THEODORAKOPOÚLOU Eléni	GRE	3 JUL 1989	7	2:07.04
13	NUNU Mihaela	ROU	10 MAY 1989	8	2:07.49
14	BIBIK Olha	UKR	5 FEB 1990	2	2:08.92

800m Women
Round 1 Heat 1/2
Start Time: 16:35

Rank	Name	Nat	Date of Birth	Lane	Result
1	AYDIN Merve	TUR	17 MAR 1990	6	2:04.48 Q
2	SHARP Lynsey	GBR	11 JUL 1990	4	2:04.58 Q
3	BULANOVA Alexandra	RUS	10 JUN 1989	5	2:04.72 Q
4	BÜCHEL Selina	SUI	26 JUL 1991	2	2:04.85 q PB
5	JÓZWIK Joanna	POL	30 JAN 1991	3	2:06.07
6	THEODORAKOPOÚLOU Eléni	GRE	3 JUL 1989	7	2:07.04
7	NUNU Mihaela	ROU	10 MAY 1989	8	2:07.49

Intermediate times: 400m 1:03.53 SHARP Lynsey (GBR)
600m 1:34.90 BULANOVA Alexandra (RUS)

Results

800m Women

Round 1 Heat 2/2

Start Time: 16:43

Rank	Name	Nat	Date of Birth	Lane	Result
1	LAVRIC Mirela	ROU	17 FEB 1991	4	2:04.00 Q
2	BRONIATOWSKA Katarzyna	POL	22 FEB 1990	7	2:04.45 Q
3	ARZHAKOVA Yelena	RUS	8 SEP 1989	6	2:04.62 Q
4	KESSELRING Anne	GER	4 DEC 1989	5	2:04.90 q
5	PILIUSINA Natalija	LTU	22 OCT 1990	3	2:05.56
6	FLIS Monika	POL	18 MAY 1989	8	2:06.10
7	BIBIK Olha	UKR	5 FEB 1990	2	2:08.92

Intermediate times: 400m 1:03.29 BIBIK Olha (UKR)
600m 1:34.41 LAVRIC Mirela (ROU)

Qualified: First 3 in each heat (Q) and 2 best performers (q) advance to the Final

3000m Steeplechase Women

Round 1

Start Time: 10:50

Rank	Name	Nat	Date of Birth	Order	Result
1	KRCHOVÁ Eva	CZE	10 SEP 1989	11	9:55.99 Q PB
2	GRØVDAL Karoline Bjerkeli	NOR	14 JUN 1990	5	9:56.23 Q
3	SUSSMANN Jana	GER	12 OCT 1990	6	9:56.84 Q
4	MARTINELLI Giulia	ITA	16 JUN 1991	10	9:56.90 Q
5	SHATALOVA Mariya	UKR	3 MAR 1989	7	9:56.91 q
6	MINGIR Gülcen	TUR	21 MAY 1989	10	10:01.18 Q
7	SZLEZAK Matylda	POL	11 JAN 1989	8	10:03.00 Q
8	MCCOLGAN Eilish	GBR	25 NOV 1990	3	10:03.19 Q
9	TRESCH Martina	SUI	10 JUN 1989	6	10:05.60 Q
10	JELIZAROVA Polina	LAT	1 MAY 1989	5	10:10.50 q
11	SEKANOVA Lucie	CZE	5 AUG 1989	11	10:12.29 q
12	KAYA Ozlem	TUR	20 APR 1990	7	10:15.94 q
13	BODINSON Klara	SWE	11 JUN 1990	4	10:17.71
14	BEHNKE Antonina	POL	13 JUN 1989	1	10:22.88
15	TOBAL Estefania	ESP	9 MAY 1991	2	10:26.11
16	POLUPAN Tamara	UKR	16 JAN 1990	4	10:28.22 PB
17	SCHLUMPF Fabienne	SUI	17 NOV 1990	8	10:31.10
18	ERIKSSON Sandra	FIN	4 JUN 1989	9	10:33.76
19	LISOWSKA Aleksandra	POL	12 DEC 1991	3	10:34.06
20	ROFFINO Valeria	ITA	9 APR 1990	9	10:37.51
21	DANCI Liliana	ROU	1990	1	10:48.73
22	KARABULUT Elif	TUR	8 AUG 1991	2	10:53.93

3000m Steeplechase Women


Round 1 Heat 1/2

Start Time: 10:50

Rank	Name	Nat	Date of Birth	Order	Result
1	KRCHOVÁ Eva	CZE	10 SEP 1989	11	9:55.99 Q PB
2	GRØVDAL Karoline Bjerkeli	NOR	14 JUN 1990	5	9:56.23 Q
3	SUSSMANN Jana	GER	12 OCT 1990	6	9:56.84 Q
4	MARTINELLI Giulia	ITA	16 JUN 1991	10	9:56.90 Q
5	SHATALOVA Mariya	UKR	3 MAR 1989	7	9:56.91 q
6	BODINSON Klara	SWE	11 JUN 1990	4	10:17.71
7	SCHLUMPF Fabienne	SUI	17 NOV 1990	8	10:31.10
8	ERIKSSON Sandra	FIN	4 JUN 1989	9	10:33.76
9	LISOWSKA Aleksandra	POL	12 DEC 1991	3	10:34.06
10	DANCI Liliana	ROU	1990	1	10:48.73
11	KARABULUT Elif	TUR	8 AUG 1991	2	10:53.93

Intermediate times: 1000m 3:16.60 GRØVDAL Karoline Bjerkeli (NOR)
2000m 6:36.51 GRØVDAL Karoline Bjerkeli (NOR)

INTERNET Service: www.european-athletics.org

Timing, Measurement & Data Service by  OMEGA

printed at THU 14 JUL 2011 20:48

Page 29 of 38

Results

3000m Steeplechase Women

Round 1 Heat 2/2

Start Time: 11:06

Rank	Name	Nat	Date of Birth	Order	Result	
1	MINGIR Gülcan	TUR	21 MAY 1989	10	10:01.18	Q
2	SZLEZAK Matylda	POL	11 JAN 1989	8	10:03.00	Q
3	MCCOLGAN Eilish	GBR	25 NOV 1990	3	10:03.19	Q
4	TRESCH Martina	SUI	10 JUN 1989	6	10:05.60	Q
5	JELIZAROVA Polina	LAT	1 MAY 1989	5	10:10.50	q
6	SEKANOVA Lucie	CZE	5 AUG 1989	11	10:12.29	q
7	KAYA Ozlem	TUR	20 APR 1990	7	10:15.94	q
8	BEHNKE Antonina	POL	13 JUN 1989	1	10:22.88	
9	TOBAL Estefanía	ESP	9 MAY 1991	2	10:26.11	
10	POLUPAN Tamara	UKR	16 JAN 1990	4	10:28.22	PB
11	ROFFINO Valeria	ITA	9 APR 1990	9	10:37.51	

Intermediate times: 1000m 3:22.80 MCCOLGAN Eilish (GBR)
2000m 6:46.63 TRESCH Martina (SUI)

Qualified: First 4 in each heat (Q) and 4 best performers (q) advance to the Final

400m Hurdles Women

Round 1

Start Time: 11:30

Rank	Name	Nat	Date of Birth	Lane	Result	
1	TITIMETS Hanna	UKR	5 MAR 1989	4	56.22	Q
2	BARBOSA Vera	POR	13 JAN 1989	5	56.70	Q PB
3	KOSCIELNIAK Marzena	POL	28 DEC 1989	3	57.20	q SB
4	BESLEY Meghan	GBR	15 NOV 1989	6	57.38	Q
5	YAROSHCHUK Anna	UKR	24 NOV 1989	3	57.74	Q
6	ARRIETA Valentine	SUI	29 APR 1990	6	57.95	q
7	BARR Jessie	IRL	24 JUL 1989	5	58.01	Q
8	ZNAMENSKAYA Valeriya	RUS	25 MAR 1990	4	58.40	
9	ANDRIC Mila	SRB	1 MAR 1990	2	58.65	SB
10	RAUKUC Anna	GER	7 JAN 1990	3	58.66	
11	KLOPSCH Christiane	GER	21 AUG 1990	6	58.72	Q
12	IONESCU Andreea	ROU	10 MAR 1990	7	59.51	
13	DORFER Raffaella	AUT	21 JUN 1991	7	1:00.15	
14	JEAN-FRANCOIS Karen	FRA	25 JAN 1990	2	1:00.71	
15	LAITINEN Anniina	FIN	18 NOV 1989	2	1:00.98	
16	LINKIEWICZ Joanna	POL	2 MAY 1990	4	1:01.24	
17	VELVERE Liga	LAT	10 FEB 1990	5	1:01.45	
18	SHEEHAN Kalyn	IRL	20 NOV 1989	7	1:03.46	

400m Hurdles Women

Round 1 Heat 1/3

Start Time: 11:30

Rank	Name	Nat	Date of Birth	Lane	Reaction time	Result	
1	TITIMETS Hanna	UKR	5 MAR 1989	4	0.281	56.22	Q
2	BARBOSA Vera	POR	13 JAN 1989	5	0.325	56.70	Q PB
3	KOSCIELNIAK Marzena	POL	28 DEC 1989	3	0.234	57.20	q SB
4	ARRIETA Valentine	SUI	29 APR 1990	6	0.168	57.95	q
5	ANDRIC Mila	SRB	1 MAR 1990	2	0.202	58.65	SB
6	DORFER Raffaella	AUT	21 JUN 1991	7	0.219	1:00.15	

Results

400m Hurdles Women
Round 1 Heat 2/3
Start Time: 11:37

Rank	Name	Nat	Date of Birth	Lane	Reaction time	Result
1	BEESLEY Meghan	GBR	15 NOV 1989	6	0.201	57.38 Q
2	BARR Jessie	IRL	24 JUL 1989	5	0.265	58.01 Q
3	ZNAMENSKAYA Valeriya	RUS	25 MAR 1990	4	0.325	58.40
4	RAUKUC Anna	GER	7 JAN 1990	3	0.184	58.66
5	IONESCU Andreea	ROU	10 MAR 1990	7	0.251	59.51
6	JEAN-FRANCOIS Karen	FRA	25 JAN 1990	2	0.208	1:00.71

400m Hurdles Women
Round 1 Heat 3/3
Start Time: 11:44

Rank	Name	Nat	Date of Birth	Lane	Reaction time	Result
1	YAROSHCHUK Anna	UKR	24 NOV 1989	3	0.221	57.74 Q
2	KLOPSCH Christiane	GER	21 AUG 1990	6	0.236	58.72 Q
3	LAITINEN Anniina	FIN	18 NOV 1989	2	0.256	1:00.98
4	LINKIEWICZ Joanna	POL	2 MAY 1990	4	0.204	1:01.24
5	VELVERE Liga	LAT	10 FEB 1990	5	0.198	1:01.45
6	SHEEHAN Kalyn	IRL	20 NOV 1989	7	0.236	1:03.46

Qualified: First 2 in each heat (Q) and 2 best performers (q) advance to the Final

High Jump Women
Qualification
Start Time: 10:15

Rank	Name	Nat	Date of Birth	Order	Result
1	AYHAN Burcu	TUR	3 MAY 1990	1	1.84 q
1	OGRODNIK Magdalena	POL	25 JUL 1989	8	1.84 q
1	OKUNEVA Oksana	UKR	14 MAR 1990	1	1.84 q
1	PETRE Esthera	ROU	13 MAY 1990	4	1.84 q
1	SHORSTOVA Anna	RUS	10 APR 1989	2	1.84 q
6	ANGELSEN Tonje	NOR	17 JAN 1990	5	1.84 q
6	VAN HESSCHE Hanne	BEL	5 JUL 1991	4	1.84 q SB
8	KOSTROVA Yuliya	RUS	20 AUG 1991	10	1.84 q
9	ŠIMIC Ana	CRO	5 MAY 1990	5	1.84 q
10	MATTILA Maiju	FIN	12 JAN 1989	3	1.84 q SB
11	JUNGFLEISCH Marie-Laurence	GER	7 OCT 1990	6	1.84 q
12	SMOLANDER Elina	FIN	11 OCT 1989	10	1.82 q PB
13	DRONSFIELD Victoria	SWE	6 JUN 1991	7	1.82 =PB
14	VITOBELLO Chiara	ITA	21 OCT 1991	8	1.82
15	NESTSIARCHUK Maryia	BLR	14 AUG 1989	7	1.80
16	BJÖRKLUND Ellen	SWE	24 JAN 1990	6	1.80 =SB
17	DEMIREVA Mirela	BUL	28 SEP 1989	9	1.80
18	EGARTER Lisa	AUT	1 MAY 1991	9	1.80
19	MÖGENBURG Katarina	NOR	16 JUN 1991	3	1.77
19	NOORMAN Sietske	NED	16 JUL 1991	2	1.77

Results

Qualification (cont.)

Qualification		1.69	1.73	1.77	1.80	1.82	1.84
1	AYHAN Burcu	-	-	o	o	o	o
1	OGRODNIK Magdalena	-	o	o	o	o	o
1	OKUNEVA Oksana	-	-	-	o	o	o
1	PETRE Esthera	-	-	o	o	o	o
1	SHORSTOVA Anna	-	o	o	o	o	o
6	ANGELSEN Tonje	-	-	o	-	xo	o
6	VAN HESSCHE Hanne	-	o	o	-	xo	o
8	KOSTROVA Yuliya	o	o	xo	o	xo	o
9	ŠIMIC Ana	-	-	xo	o	o	xo
10	MATTILA Maiju	-	-	o	o	xxo	xo
11	JUNGFLEISCH M	-	o	o	xo	o	xxo
12	SMOLANDER Elina	o	o	xo	xxo	o	xxx
13	DRONSFIELD V	o	o	o	xxo	xo	xxx
14	VITOBELLO Chiara	o	o	o	o	xxo	xxx
15	NESTSIARCHUK M	-	o	o	xo	xxx	
16	BJÖRKLUND Ellen	o	o	xo	xo	xxx	
17	DEMIREVA Mirela	o	o	xxo	xo	xxx	
18	EGARTER Lisa	o	xo	o	xxo	xxx	
19	MÖGENBURG Katarina	o	o	o	xxx		
19	NOORMAN Sietske	o	o	o	xxx		

High Jump Women

Qualification Group A

Start Time: 10:15

Rank	Name	Nat	Date of Birth	Order	Result
1	OKUNEVA Oksana	UKR	14 MAR 1990	1	1.84 q
1	PETRE Esthera	ROU	13 MAY 1990	4	1.84 q
1	SHORSTOVA Anna	RUS	10 APR 1989	2	1.84 q
4	ŠIMIC Ana	CRO	5 MAY 1990	5	1.84 q
5	SMOLANDER Elina	FIN	11 OCT 1989	10	1.82 q PB
6	VITOBELLO Chiara	ITA	21 OCT 1991	8	1.82
7	NESTSIARCHUK Maryia	BLR	14 AUG 1989	7	1.80
8	BJÖRKLUND Ellen	SWE	24 JAN 1990	6	1.80 =SB
9	EGARTER Lisa	AUT	1 MAY 1991	9	1.80
10	MÖGENBURG Katarina	NOR	16 JUN 1991	3	1.77

		1.69	1.73	1.77	1.80	1.82	1.84
1	OKUNEVA Oksana	-	-	-	o	o	o
1	PETRE Esthera	-	-	o	o	o	o
1	SHORSTOVA Anna	-	o	o	o	o	o
4	ŠIMIC Ana	-	-	xo	o	o	xo
5	SMOLANDER Elina	o	o	xo	xxo	o	xxx
6	VITOBELLO Chiara	o	o	o	o	xxo	xxx
7	NESTSIARCHUK M	-	o	o	xo	xxx	
8	BJÖRKLUND Ellen	o	o	xo	xo	xxx	
9	EGARTER Lisa	o	xo	o	xxo	xxx	
10	MÖGENBURG Katarina	o	o	o	xxx		


High Jump Women

Qualification Group B

Start Time: 10:15

Rank	Name	Nat	Date of Birth	Order	Result
1	AYHAN Burcu	TUR	3 MAY 1990	1	1.84 q
1	OGRODNIK Magdalena	POL	25 JUL 1989	8	1.84 q
3	ANGELSEN Tonje	NOR	17 JAN 1990	5	1.84 q
3	VAN HESSCHE Hanne	BEL	5 JUL 1991	4	1.84 q SB
5	KOSTROVA Yuliya	RUS	20 AUG 1991	10	1.84 q
6	MATTILA Maiju	FIN	12 JAN 1989	3	1.84 q SB
7	JUNGFLEISCH Marie-Laurence	GER	7 OCT 1990	6	1.84 q
8	DRONSFIELD Victoria	SWE	6 JUN 1991	7	1.82 =PB
9	DEMIREVA Mirela	BUL	28 SEP 1989	9	1.80
10	NOORMAN Sietske	NED	16 JUL 1991	2	1.77

INTERNET Service: www.european-athletics.org

Timing, Measurement & Data Service by  OMEGA

printed at THU 14 JUL 2011 20:48

Page 32 of 38

Results

Qualification Group B (cont.)

Qualification Group B		1.69	1.73	1.77	1.80	1.82	1.84
1	AYHAN Burcu	-	-	o	o	o	o
1	OGRODNIK Magdalena	-	o	o	o	o	o
3	ANGELSEN Tonje	-	-	o	-	xo	o
3	VAN HESSCHE Hanne	-	o	o	o	xo	o
5	KOSTROVA Yuliya	o	o	xo	o	xo	o
6	MATTILA Maiju	-	o	o	o	xxo	xo
7	JUNGFLEISCH M	-	o	o	xo	o	xxo
8	DRONSFIELD V	o	o	o	xxo	xo	xxx
9	DEMIREVA Mirela	o	o	xxo	xo	xxx	
10	NOORMAN Sietske	o	o	o	xxx		

Qualified: qualifying perf. 1.86 (Q) or 12 best performers (q) to the advance to the Final

Triple Jump Women


Qualification

Start Time: 18:40

Rank	Name	Nat	Date of Birth	Order	Result
1	PAPAHRISTOU Paraskeví	GRE	17 APR 1989	3	14.28 Q
2	TOMA Carmen	ROU	28 MAR 1989	2	13.92 Q
3	KNYAZHEVA Hanna	UKR	25 SEP 1989	1	13.54 q
4	ELBE Jenny	GER	18 APR 1990	10	13.54 q
5	D'ELICIO Eleonora	ITA	28 MAY 1989	7	13.41 q
6	AZPEITIA Maitane	ESP	1 MAR 1989	1	13.39 q SB
7	BIELAWSKA Martyna	POL	15 NOV 1990	8	13.35 q
8	DENYAYEVA Svetlana	RUS	1 APR 1991	11	13.27 q
9	JAGACIAK Anna	POL	10 FEB 1990	5	13.23 q
10	GIERISCH Kristin	GER	20 AUG 1990	4	13.23 q
11	GRIVA Mara	LAT	4 AUG 1989	9	13.05 q
12	NOSOVA Jana	LTU	25 AUG 1990	4	13.04 q SB
13	LINDGREN Essi	FIN	10 APR 1990	11	12.99
14	NERVILUS Marquilu	FRA	6 APR 1989	6	12.95
15	PETKOVA Antoaneta	BUL	23 NOV 1989	7	12.91
16	FRØYSEDAL Inger Anne	NOR	25 APR 1989	10	12.82
17	BOATENG Mathilde	FRA	24 JUL 1989	2	12.80
18	FRANKE-BJÖRKMAN Kristin	SWE	15 JUL 1991	3	12.71
19	VASKOUSKAYA Iryna	BLR	2 APR 1991	5	12.66
20	GLAVAC Kaja	SLO	21 DEC 1990	6	12.55
21	BEKLARYAN Haykanush	ARM	21 JAN 1989	9	12.46
22	HOFFER Krisztina	HUN	6 AUG 1990	8	12.38
	PACCHETTI Cecilia	ITA	18 MAY 1989	12	NM

	1	2	3
1	PAPAHRISTOU P	14.28 (-0.1)	
2	TOMA Carmen	x (+0.3)	13.92 (+0.1)
3	KNYAZHEVA Hanna	13.54 (+0.1)	13.37 (-0.3) x (+0.1)
4	ELBE Jenny	13.54 (-0.1)	-
5	D'ELICIO Eleonora	13.32 (-1.0)	13.18 (+0.2) 13.41 (+1.1)
6	AZPEITIA Maitane	13.24 (+0.2)	13.39 (-0.2) x (+0.6)
7	BIELAWSKA Martyna	13.21 (-0.3)	13.27 (+0.4) 13.35 (0.0)
8	DENYAYEVA Svetlana	11.58 (-0.9)	12.40 (+0.3) 13.27 (+0.5)
9	JAGACIAK Anna	11.64 (-0.3)	13.19 (+0.7) 13.23 (+0.3)
10	GIERISCH Kristin	13.23 (-0.1)	x (-0.9) -
11	GRIVA Mara	13.05 (-0.7)	12.81 (+0.4) x (+1.0)
12	NOSOVA Jana	12.70 (-0.4)	13.04 (0.0) 12.61 (0.0)
13	LINDGREN Essi	x (-0.6)	x (+0.1) 12.99 (+0.5)
14	NERVILUS Marquilu	x (+0.2)	12.63 (0.0) 12.95 (-0.1)
15	PETKOVA Antoaneta	12.59 (-1.2)	12.84 (+0.7) 12.91 (-0.1)
16	FRØYSEDAL I	12.63 (-0.5)	12.44 (+0.3) 12.82 (+0.6)
17	BOATENG Mathilde	12.76 (+0.1)	12.80 (-0.2) 12.67 (+0.1)
18	FRANKE-BJÖRKMAN K	x (+0.1)	12.71 (0.0) x (-0.1)
19	VASKOUSKAYA Iryna	12.42 (-0.3)	x (-0.7) 12.66 (-0.1)
20	GLAVAC Kaja	12.18 (+0.2)	x (+0.8) 12.55 (+0.5)
21	BEKLARYAN H	x (-0.6)	12.46 (+0.3) 12.34 (+0.1)
22	HOFFER Krisztina	12.32 (-1.1)	12.38 (0.0) x (+0.6)
	PACCHETTI Cecilia	x (-0.4)	x (-0.1) x (+0.4)

INTERNET Service: www.european-athletics.org

Timing, Measurement & Data Service by  OMEGA

printed at THU 14 JUL 2011 20:48

Page 33 of 38

Results

Triple Jump Women
Qualification Group A
Start Time: 18:40

Rank	Name	Nat	Date of Birth	Order	Result
1	PAPAHRISTOU Paraskeví	GRE	17 APR 1989	3	14.28 Q
2	TOMA Carmen	ROU	28 MAR 1989	2	13.92 Q
3	AZPEITIA Maitane	ESP	1 MAR 1989	1	13.39 q SB
4	BIELAWSKA Martyna	POL	15 NOV 1990	8	13.35 q
5	DENYAYEVA Svetlana	RUS	1 APR 1991	11	13.27 q
6	GIERISCH Kristin	GER	20 AUG 1990	4	13.23 q
7	NERVILUS Marquilu	FRA	6 APR 1989	6	12.95
8	PETKOVA Antoaneta	BUL	23 NOV 1989	7	12.91
9	FRØYSEDAL Inger Anne	NOR	25 APR 1989	10	12.82
10	VASKOUSKAYA Iryna	BLR	2 APR 1991	5	12.66
11	BEKLARYAN Haykanush	ARM	21 JAN 1989	9	12.46

	1	2	3
1	PAPAHRISTOU P 14.28 (-0.1)		
2	TOMA Carmen x (+0.3)	13.54 (-0.5)	13.92 (+0.1)
3	AZPEITIA Maitane 13.24 (+0.2)	13.39 (-0.2)	x (+0.6)
4	BIELAWSKA Martyna 13.21 (-0.3)	13.27 (+0.4)	13.35 (0.0)
5	DENYAYEVA Svetlana 11.58 (-0.9)	12.40 (+0.3)	13.27 (+0.5)
6	GIERISCH Kristin 13.23 (-0.1)	x (-0.9)	-
7	NERVILUS Marquilu x (+0.2)	12.63 (0.0)	12.95 (-0.1)
8	PETKOVA Antoaneta 12.59 (-1.2)	12.84 (+0.7)	12.91 (-0.1)
9	FRØYSEDAL I 12.63 (-0.5)	12.44 (+0.3)	12.82 (+0.6)
10	VASKOUSKAYA Iryna 12.42 (-0.3)	x (-0.7)	12.66 (-0.1)
11	BEKLARYAN H x (-0.6)	12.46 (+0.3)	12.34 (+0.1)

Triple Jump Women
Qualification Group B
Start Time: 18:40

Rank	Name	Nat	Date of Birth	Order	Result
1	KNYAZHEVA Hanna	UKR	25 SEP 1989	1	13.54 q
2	ELBE Jenny	GER	18 APR 1990	10	13.54 q
3	D'ELICIO Eleonora	ITA	28 MAY 1989	7	13.41 q
4	JAGACIAK Anna	POL	10 FEB 1990	5	13.23 q
5	GRIVA Mara	LAT	4 AUG 1989	9	13.05 q
6	NOSOVA Jana	LTU	25 AUG 1990	4	13.04 q SB
7	LINDGREN Essi	FIN	10 APR 1990	11	12.99
8	BOATENG Mathilde	FRA	24 JUL 1989	2	12.80
9	FRANKE-BJÖRKMAN Kristin	SWE	15 JUL 1991	3	12.71
10	GLAVAC Kaja	SLO	21 DEC 1990	6	12.55
11	HOFFER Krisztina	HUN	6 AUG 1990	8	12.38
	PACCHETTI Cecilia	ITA	18 MAY 1989	12	NM

	1	2	3
1	KNYAZHEVA Hanna 13.54 (+0.1)	13.37 (-0.3)	x (+0.1)
2	ELBE Jenny 13.54 (-0.1)	-	-
3	D'ELICIO Eleonora 13.32 (-1.0)	13.18 (+0.2)	13.41 (+1.1)
4	JAGACIAK Anna 11.64 (-0.3)	13.19 (+0.7)	13.23 (+0.3)
5	GRIVA Mara 13.05 (-0.7)	12.81 (+0.4)	x (+1.0)
6	NOSOVA Jana 12.70 (-0.4)	13.04 (0.0)	12.61 (0.0)
7	LINDGREN Essi x (-0.6)	x (+0.1)	12.99 (+0.5)
8	BOATENG Mathilde 12.76 (+0.1)	12.80 (-0.2)	12.67 (+0.1)
9	FRANKE-BJÖRKMAN K x (+0.1)	12.71 (0.0)	x (-0.1)
10	GLAVAC Kaja 12.18 (+0.2)	x (+0.8)	12.55 (+0.5)
11	HOFFER Krisztina 12.32 (-1.1)	12.38 (0.0)	x (+0.6)
	PACCHETTI Cecilia x (-0.4)	x (-0.1)	x (+0.4)

Qualified: qualifying perf. 13.55 (Q) or 12 best performers (q) to the advance to the Final

Results

Discus Women
Qualification
Start Time: 10:00

Rank	Name	Nat	Date of Birth	Order	Result	
1	FISCHER Julia	GER	1 APR 1990	6	54.95	Q
2	STROKOVA Yekaterina	RUS	17 DEC 1989	9	54.25	Q
3	KASHTANAVA Nastassia	BLR	14 JAN 1989	9	54.06	Q
4	MÁRTON Anita	HUN	15 JAN 1989	8	53.69	Q
5	ANAGNOSTOPOULOU Chryssoula	GRE	27 AUG 1991	10	52.63	q
6	KUBELOVÁ Jitka	CZE	2 OCT 1991	6	51.64	q
7	WELLER Anna-Katharina	GER	5 FEB 1989	7	50.95	q
8	GLATRE Coralie	FRA	26 SEP 1989	4	50.87	q
9	APOSTOLICO Tamara	ITA	28 APR 1989	5	50.85	q
10	HIRVONEN Katri	FIN	25 JUN 1990	10	50.35	q
11	RODRIGUES Irina	POR	5 FEB 1991	3	50.20	q
12	MATTILA Elina	FIN	7 SEP 1989	1	49.74	q
13	KLAUSOVÁ Katerina	CZE	28 FEB 1989	5	48.93	
14	CATOULLART Lucie	FRA	21 OCT 1991	2	48.46	
15	LADA Androniki	CYP	19 APR 1991	8	47.91	
16	TÜRK Semra	TUR	1990	2	47.86	
17	GRAF Elisabeth	SUI	9 MAR 1989	7	47.71	
18	HERNANDEZ Maria	ESP	31 AUG 1989	1	47.35	
19	RIGISHVILI Salome	GEO	26 JAN 1990	4	47.08	
20	ANDERSSON Sandra	SWE	25 MAR 1990	3	44.92	

Rank	Name	Result	Order	Result	Order	Result
1	FISCHER Julia	54.95	2	54.06	3	53.69
2	STROKOVA Y	54.25				
3	KASHTANAVA N	51.86				
4	MÁRTON Anita	52.04				
5	ANAGNOSTOPOULOU C	52.63				x
6	KUBELOVÁ Jitka	49.24				51.13
7	WELLER A	50.95				50.66
8	GLATRE Coralie	50.87				49.03
9	APOSTOLICO Tamara	50.85				49.69
10	HIRVONEN Katri	49.00				50.35
11	RODRIGUES Irina	50.20				47.57
12	MATTILA Elina	43.54				47.55
13	KLAUSOVÁ Katerina	48.93				45.84
14	CATOULLART Lucie	46.29				47.46
15	LADA Androniki	47.46				47.91
16	TÜRK Semra	40.20				47.86
17	GRAF Elisabeth	47.71				x
18	HERNANDEZ Maria	47.35				x
19	RIGISHVILI Salome	x				46.30
20	ANDERSSON Sandra	44.40				44.92

Discus Women
Qualification Group A
Start Time: 10:00

Rank	Name	Nat	Date of Birth	Order	Result	
1	STROKOVA Yekaterina	RUS	17 DEC 1989	9	54.25	Q
2	MÁRTON Anita	HUN	15 JAN 1989	8	53.69	Q
3	ANAGNOSTOPOULOU Chryssoula	GRE	27 AUG 1991	10	52.63	q
4	KUBELOVÁ Jitka	CZE	2 OCT 1991	6	51.64	q
5	WELLER Anna-Katharina	GER	5 FEB 1989	7	50.95	q
6	APOSTOLICO Tamara	ITA	28 APR 1989	5	50.85	q
7	MATTILA Elina	FIN	7 SEP 1989	1	49.74	q
8	CATOULLART Lucie	FRA	21 OCT 1991	2	48.46	
9	RIGISHVILI Salome	GEO	26 JAN 1990	4	47.08	
10	ANDERSSON Sandra	SWE	25 MAR 1990	3	44.92	

Results

Qualification Group A (cont.)

Qualification Group A		1	2	3
1	STROKOVA Y	54.25		
2	MARTON Anita	52.04	51.27	53.69
3	ANAGNOSTOPOULOU C	52.63	52.38	x
4	KUBELOVÁ Jitka	49.24	51.64	51.13
5	WELLER A	50.95	49.75	50.66
6	APOSTOLICO Tamara	50.85	x	49.69
7	MATTILA Elna	43.54	49.74	47.55
8	CATOJILLART Lucie	46.29	48.46	47.46
9	RIGISHVILI Salome	x	47.08	46.30
10	ANDERSSON Sandra	44.40	41.13	44.92

Discus Women

Qualification Group B

Start Time: 11:05

Rank	Name	Nat	Date of Birth	Order	Result
1	FISCHER Julia	GER	1 APR 1990	6	54.95 Q
2	KASHTANAVA Nastassia	BLR	14 JAN 1989	9	54.06 Q
3	GLATRE Coralie	FRA	26 SEP 1989	4	50.87 q
4	HIRVONEN Katri	FIN	25 JUN 1990	10	50.35 q
5	RODRIGUES Irina	POR	5 FEB 1991	3	50.20 q
6	KLAUSOVÁ Katerina	CZE	28 FEB 1989	5	48.93
7	LADA Androniki	CYP	19 APR 1991	8	47.91
8	TÜRK Semra	TUR	1990	2	47.86
9	GRAF Elisabeth	SUI	9 MAR 1989	7	47.71
10	HERNANDEZ Maria	ESP	31 AUG 1989	1	47.35

		1	2	3
1	FISCHER Julia	54.95		
2	KASHTANAVA N	51.86	54.06	
3	GLATRE Coralie	50.87	48.25	49.03
4	HIRVONEN Katri	49.00	49.47	50.35
5	RODRIGUES Irina	50.20	x	47.57
6	KLAUSOVÁ Katerina	48.93	48.34	45.84
7	LADA Androniki	47.46	45.21	47.91
8	TÜRK Semra	40.20	x	47.86
9	GRAF Elisabeth	47.71	x	x
10	HERNANDEZ Maria	47.35	x	x

Qualified: qualifying perf. 53.50 (Q) or 12 best performers (q) to the advance to the Final

Results

Javelin Women
Qualification
Start Time: 18:05

Rank	Name	Nat	Date of Birth	Order	Result		
1	SORMUNEN Oona	FIN	2 AUG 1989	7	58.72	Q	PB
2	SCHOL Lisanne	NED	22 JUN 1991	10	57.50	Q	PB
3	REBRYK Vira	UKR	25 FEB 1989	6	57.06	Q	
4	UTRIAINEN Sanni	FIN	5 FEB 1991	1	55.19	Q	
5	WESSMAN Anna	SWE	9 OCT 1989	2	55.19	Q	SB
6	MAYER Sarah	GER	20 MAY 1991	11	54.55	Q	
7	ANDRAUD Matilde	FRA	28 APR 1989	9	54.24	Q	SB
8	JELACA Tatjana	SRB	10 AUG 1990	12	54.10	Q	SB
9	HATSKO Hanna	UKR	3 OCT 1990	10	53.65	q	
10	JUHÁSZ Vanda	HUN	6 JUN 1989	1	53.56	q	
11	LETNAR Bernarda	SLO	26 DEC 1989	12	52.75	q	
12	PASCUAL Elia	ESP	4 JUL 1989	6	51.32	q	PB
13	KLARER REBEC Ziva	SLO	15 JUN 1990	5	51.06		
14	KOLEVA Denitsa	BUL	15 AUG 1989	2	50.54		PB
15	ÖCAL Meryem	TUR	17 MAY 1989	3	50.51		
16	TOADER Eliza	ROU	12 MAY 1990	3	50.26		
17	GRIVA Gundega	LAT	7 APR 1991	5	49.38		PB
18	ORMAY Anikó	HUN	22 JAN 1991	8	49.31		SB
19	PYYKKINEN Piia	FIN	2 APR 1991	9	48.94		
20	AALTVEDT Marte	NOR	15 FEB 1989	8	48.79		
21	CIOBANU Andreea	ROU	11 JUL 1990	4	48.41		
22	OGRODNIKOVA Nikola	CZE	18 AUG 1990	7	48.04		
23	BARVICIUTE Viktorija	LTU	26 JAN 1989	4	46.62		
24	SCIUKAUSKAITE Ieva	LTU	3 FEB 1990	11	42.34		

	1	2	3
1	SORMUNEN Oona	58.72	
2	SCHOL Lisanne	52.27	57.50
3	REBRYK Vira	53.66	57.06
4	UTRIAINEN Sanni	52.17	55.19
5	WESSMAN Anna	55.19	
6	MAYER Sarah	51.18	53.48
7	ANDRAUD Matilde	50.60	52.20
8	JELACA Tatjana	54.10	
9	HATSKO Hanna	53.11	x
10	JUHÁSZ Vanda	53.56	-
11	LETNAR Bernarda	52.37	49.29
12	PASCUAL Elia	49.59	50.57
13	KLARER REBEC Ziva	50.18	48.05
14	KOLEVA Denitsa	48.79	50.54
15	ÖCAL Meryem	50.30	50.51
16	TOADER Eliza	46.49	47.58
17	GRIVA Gundega	48.25	46.17
18	ORMAY Anikó	47.20	48.77
19	PYYKKINEN Piia	45.81	48.94
20	AALTVEDT Marte	45.57	48.79
21	CIOBANU Andreea	47.35	x
22	OGRODNIKOVA Nikola	43.19	47.84
23	BARVICIUTE V	46.62	x
24	SCIUKAUSKAITE Ieva	40.33	42.34

Results

Javelin Women
Qualification Group A
Start Time: 18:05

Rank	Name	Nat	Date of Birth	Order	Result
1	SCHOL Lisanne	NED	22 JUN 1991	10	57.50 Q PB
2	REBRYK Vira	UKR	25 FEB 1989	6	57.06 Q
3	WESSMAN Anna	SWE	9 OCT 1989	2	55.19 Q SB
4	JUHÁSZ Vanda	HUN	6 JUN 1989	1	53.56 q
5	LETNAR Bernarda	SLO	26 DEC 1989	12	52.75 q
6	ÓCAL Meryem	TUR	17 MAY 1989	3	50.51
7	GRIVA Gundega	LAT	7 APR 1991	5	49.38 PB
8	PYYKKINEN Piia	FIN	2 APR 1991	9	48.94
9	AALTVEDT Marte	NOR	15 FEB 1989	8	48.79
10	CIOBANU Andreea	ROU	11 JUL 1990	4	48.41
11	OGRODNIKOVA Nikola	CZE	18 AUG 1990	7	48.04
12	SCIUKAUSKAITE Ieva	LTU	3 FEB 1990	11	42.34


1		2		3	
1	SCHOL Lisanne	52.27	57.50		
2	REBRYK Vira	53.66	57.06		
3	WESSMAN Anna	55.19			
4	JUHÁSZ Vanda	53.56	-		-
5	LETNAR Bernarda	52.37	49.29		52.75
6	ÓCAL Meryem	50.30	50.51		49.25
7	GRIVA Gundega	48.25	46.17		49.38
8	PYYKKINEN Piia	45.81	48.94		48.83
9	AALTVEDT Marte	45.57	48.79		46.01
10	CIOBANU Andreea	47.35	x		48.41
11	OGRODNIKOVA Nikola	43.19	47.84		48.04
12	SCIUKAUSKAITE Ieva	40.33	42.34		41.06

Javelin Women
Qualification Group B
Start Time: 19:15

Rank	Name	Nat	Date of Birth	Order	Result
1	SORMUNEN Oona	FIN	2 AUG 1989	7	58.72 Q PB
2	UTRIAINEN Sanni	FIN	5 FEB 1991	1	55.19 Q
3	MAYER Sarah	GER	20 MAY 1991	11	54.55 Q
4	ANDRAUD Matilde	FRA	28 APR 1989	9	54.24 Q SB
5	JELACA Tatjana	SRB	10 AUG 1990	12	54.10 Q SB
6	HATSKO Hanna	UKR	3 OCT 1990	10	53.65 q
7	PASCUAL Elia	ESP	4 JUL 1989	6	51.32 q PB
8	KLARER REBEC Ziva	SLO	15 JUN 1990	5	51.06
9	KOLEVA Denitsa	BUL	15 AUG 1989	2	50.54 PB
10	TOADER Eliza	ROU	12 MAY 1990	3	50.26
11	ORMAY Anikó	HUN	22 JAN 1991	8	49.31 SB
12	BARVICIUTE Viktorija	LTU	26 JAN 1989	4	46.62

1		2		3	
1	SORMUNEN Oona	58.72			
2	UTRIAINEN Sanni	52.17	55.19		
3	MAYER Sarah	51.18	53.48		54.55
4	ANDRAUD Matilde	50.60	52.20		54.24
5	JELACA Tatjana	54.10			
6	HATSKO Hanna	53.11	x		53.65
7	PASCUAL Elia	49.59	50.57		51.32
8	KLARER REBEC Ziva	50.18	48.05		51.06
9	KOLEVA Denitsa	48.79	50.54		45.37
10	TOADER Eliza	46.49	47.58		50.26
11	ORMAY Anikó	47.20	48.77		49.31
12	BARVICIUTE V	46.62	x		x

Qualified: qualifying perf. 54.00 (Q) or 12 best performers (q) to the advance to the Final

INTERNET Service: www.european-athletics.org
Timing, Measurement & Data Service by  OMEGA

printed at THU 14 JUL 2011 20:48

Page 38 of 38