

Results Day 2
**100m Men
Semifinal**
28 JUL 2010 / 19:45

Rank	Name	Nat	Date of Birth	Lane	Result
1	LEMAITRE Christophe	FRA	11 JUN 1990	5	10.06 Q
2	CHAMBERS Dwain	GBR	5 APR 1978	5	10.10 Q
3	SAIDY NDURE Jaysuma	NOR	1 JAN 1984	4	10.16 Q
4	DI GREGORIO Emanuele	ITA	13 DEC 1980	6	10.17 Q PB
5	MBANDJOCK Martial	FRA	14 OCT 1985	5	10.19 Q
6	LEWIS-FRANCIS Mark	GBR	4 SEP 1982	4	10.21 q =SB
7	COLLIO Simone	ITA	27 DEC 1979	7	10.23 q
8	OBIKWELU Francis	POR	22 NOV 1978	4	10.25 Q
9	MOSELEY Ryan	AUT	8 OCT 1982	3	10.27
10	DASAOLU James	GBR	5 SEP 1987	8	10.31
11	CERUTTI Fabio	ITA	26 SEP 1985	6	10.33
12	KOSENKOW Alexander	GER	14 MAR 1977	8	10.38
13	POGNON Ronald	FRA	16 NOV 1982	6	10.43
14	SMYTH Jason	IRL	4 JUL 1987	7	10.46
15	ARAJS Ronalds	LAT	29 NOV 1987	1	10.47
16	HÄMÄLÄINEN Hannu	FIN	30 APR 1985	8	10.47
17	GLUSHCHENKO Dmitriy	ISR	17 FEB 1981	2	10.50
18	OSOVIKAR Matic	SLO	19 JAN 1980	3	10.51
19	RODRÍGUEZ Ángel David	ESP	25 APR 1980	1	10.51
20	UNGER Tobias	GER	10 JUL 1979	3	10.52
21	STEMPEL Pawel	POL	6 AUG 1987	2	10.53
22	KUBACZYK Robert	POL	4 AUG 1986	7	10.55
23	KUC Dariusz	POL	24 APR 1986	1	10.65
24	BLUM Christian	GER	10 MAR 1987	2	10.69

**100m Men
Semifinal 1 (3)**
28 JUL 2010 / 19:50

Wind: -1.2 m/s


Rank	Name	Nat	Date of Birth	Lane	Reaction time	Result
1	LEMAITRE Christophe	FRA	11 JUN 1990	5	0.175	10.06 Q
2	DI GREGORIO Emanuele	ITA	13 DEC 1980	6	0.168	10.17 Q PB
3	LEWIS-FRANCIS Mark	GBR	4 SEP 1982	4	0.176	10.21 q =SB
4	SMYTH Jason	IRL	4 JUL 1987	7	0.159	10.46
5	ARAJS Ronalds	LAT	29 NOV 1987	1	0.153	10.47
6	HÄMÄLÄINEN Hannu	FIN	30 APR 1985	8	0.158	10.47
7	UNGER Tobias	GER	10 JUL 1979	3	0.158	10.52
8	STEMPEL Pawel	POL	6 AUG 1987	2	0.178	10.53

**100m Men
Semifinal 2 (3)**
28 JUL 2010 / 19:58

Wind: -0.1 m/s

Rank	Name	Nat	Date of Birth	Lane	Reaction time	Result
1	CHAMBERS Dwain	GBR	5 APR 1978	5	0.163	10.10 Q
2	SAIDY NDURE Jaysuma	NOR	1 JAN 1984	4	0.179	10.16 Q
3	COLLIO Simone	ITA	27 DEC 1979	7	0.164	10.23 q
4	MOSELEY Ryan	AUT	8 OCT 1982	3	0.161	10.27
5	KOSENKOW Alexander	GER	14 MAR 1977	8	0.170	10.38
6	POGNON Ronald	FRA	16 NOV 1982	6	0.147	10.43
7	GLUSHCHENKO Dmitriy	ISR	17 FEB 1981	2	0.193	10.50
8	KUC Dariusz	POL	24 APR 1986	1	0.208	10.65

 INTERNET Service: www.european-athletics.org

 Timing, Measurement & Data Service by  **OMEGA**

printed at WED 28 JUL 2010 23:26

Page 1 of 33

Results Day 2
**100m Men
Semifinal 3 (3)**
28 JUL 2010 / 20:06

Wind: -1.0 m/s

Rank	Name	Nat	Date of Birth	Lane	Reaction time	Result
1	MBANDJOCK Martial	FRA	14 OCT 1985	5	0.161	10.19 Q
2	OBIKWELU Francis	POR	22 NOV 1978	4	0.172	10.25 Q
3	DASAOLU James	GBR	5 SEP 1987	8	0.224	10.31
4	CERUTTI Fabio	ITA	26 SEP 1985	6	0.158	10.33
5	OSOVIKAR Matic	SLO	19 JAN 1980	3	0.173	10.51
6	RODRÍGUEZ Ángel David	ESP	25 APR 1980	1	0.173	10.51
7	KUBACZYK Robert	POL	4 AUG 1986	7	0.160	10.55
8	BLUM Christian	GER	10 MAR 1987	2	0.154	10.69

Qualified: First 2 in each heat (Q) and 2 best performers (q) advance to the Final

**100m Men
Final**
28 JUL 2010 / 21:45


Wind: -1.0 m/s

Rank	Name	Nat	Date of Birth	Lane	Reaction time	Result
1	LEMAITRE Christophe	FRA	11 JUN 1990	6	0.224	10.11
2	LEWIS-FRANCIS Mark	GBR	4 SEP 1982	2	0.164	10.18 SB
3	MBANDJOCK Martial	FRA	14 OCT 1985	4	0.168	10.18
4	OBIKWELU Francis	POR	22 NOV 1978	7	0.171	10.18 SB
5	CHAMBERS Dwain	GBR	5 APR 1978	3	0.154	10.18
6	SAIDY NDURE Jaysuma	NOR	1 JAN 1984	5	0.186	10.31
7	DI GREGORIO Emanuele	ITA	13 DEC 1980	8	0.223	10.34
8	COLLIO Simone	ITA	27 DEC 1979	1	0.150	

**400m Men
Semifinal**
28 JUL 2010 / 19:10

Rank	Name	Nat	Date of Birth	Lane	Result
1	BORLÉE Jonathan	BEL	22 FEB 1988	4	44.71 Q NR,EL
2	GILLICK David	IRL	9 JUL 1983	6	44.79 Q SB
3	DJHONE Leslie	FRA	18 MAR 1981	5	44.87 Q SB
4	BINGHAM Michael	GBR	13 APR 1986	4	44.88 Q SB
5	ROONEY Martyn	GBR	3 APR 1987	6	45.00 q
6	KOZŁOWSKI Kacper	POL	7 DEC 1986	3	45.24 q PB
7	BORLÉE Kevin	BEL	22 FEB 1988	4	45.32 Q
8	VISTALLI Marco	ITA	3 OCT 1987	8	45.38 PB
9	VENEL Teddy	FRA	16 MAR 1985	5	45.55 SB
10	MARCINISZYN Marcin	POL	7 SEP 1982	7	45.58 SB
11	BARBERI Andrea	ITA	15 JAN 1979	3	45.63 SB
12	KRASNOV Vladimir	RUS	19 AUG 1990	5	45.64 Q
13	DYLDIN Maksim	RUS	15 MAY 1987	2	45.66 SB
14	OSTROVSKYY Dmytro	UKR	5 MAR 1987	6	45.81
15	FONSAT Yannick	FRA	16 JUN 1988	3	46.03
16	JAGARINEC Sebastjan	SLO	24 AUG 1987	2	46.13 PB
17	GRÁVALOS Dimitrios	GRE	18 APR 1984	8	46.30 SB
18	DESTATTE Arnaud	BEL	26 JUL 1988	7	46.38
19	ĆIMPEANU Catalin	ROU	10 MAR 1985	7	46.43
20	WILLIAMS Conrad	GBR	20 MAR 1982	8	46.60
21	KLIMCZAK Piotr	POL	18 JAN 1980	2	46.68
22	KENNEDY Gordon	IRL	9 MAR 1981	1	46.72
23	KIRIAKÍDIS Pétros	GRE	17 JUL 1989	1	46.90
24	OROZCO Marc	ESP	4 SEP 1989	1	46.96

 INTERNET Service: www.european-athletics.org

 Timing, Measurement & Data Service by  **OMEGA**

printed at WED 28 JUL 2010 23:26

Page 2 of 33

Results Day 2

**400m Men
Semifinal 1 (3)**

28 JUL 2010 / 19:10

Rank	Name	Nat	Date of Birth	Lane	Reaction time	Result
1	BORLÉE Jonathan	BEL	22 FEB 1988	4	0.193	44.71 Q NR,EL
2	DJHONE Leslie	FRA	18 MAR 1981	5	0.183	44.87 Q SB
3	ROONEY Martyn	GBR	3 APR 1987	6	0.208	45.00 q
4	MARCINISZYN Marcin	POL	7 SEP 1982	7	0.211	45.58 SB
5	BARBERI Andrea	ITA	15 JAN 1979	3	0.186	45.63 SB
6	JAGARINEC Sebastjan	SLO	24 AUG 1987	2	0.248	46.13 PB
7	GRÁVALOS Dimitrios	GRE	18 APR 1984	8	0.227	46.30 SB
8	OROZCO Marc	ESP	4 SEP 1989	1	0.183	46.96

**400m Men
Semifinal 2 (3)**

28 JUL 2010 / 19:19

Rank	Name	Nat	Date of Birth	Lane	Reaction time	Result
1	GILLICK David	IRL	9 JUL 1983	6	0.179	44.79 Q SB
2	BINGHAM Michael	GBR	13 APR 1986	4	0.216	44.88 Q SB
3	KOZLOWSKI Kacper	POL	7 DEC 1986	3	0.174	45.24 q PB
4	VISTALLI Marco	ITA	3 OCT 1987	8	0.213	45.38 PB
5	VENEL Teddy	FRA	16 MAR 1985	5	0.248	45.55 SB
6	DYLDIN Maksim	RUS	15 MAY 1987	2	0.201	45.66 SB
7	DESTATTE Arnaud	BEL	26 JUL 1988	7	0.187	46.38
8	KIRIAKIDIS Pétros	GRE	17 JUL 1989	1	0.201	46.90

**400m Men
Semifinal 3 (3)**

28 JUL 2010 / 19:28

Rank	Name	Nat	Date of Birth	Lane	Reaction time	Result
1	BORLÉE Kevin	BEL	22 FEB 1988	4	0.220	45.32 Q
2	KRASNOV Vladimir	RUS	19 AUG 1990	5	0.316	45.64 Q
3	OSTROVSKYY Dmytro	UKR	5 MAR 1987	6	0.179	45.81
4	FONSAT Yannick	FRA	16 JUN 1988	3	0.195	46.03
5	CÍMPEANU Catalin	ROU	10 MAR 1985	7	0.254	46.43
6	WILLIAMS Conrad	GBR	20 MAR 1982	8	0.293	46.60
7	KLIMCZAK Piotr	POL	18 JAN 1980	2	0.237	46.68
8	KENNEDY Gordon	IRL	9 MAR 1981	1	0.197	46.72

Qualified: First 2 in each heat (Q) and 2 best performers (q) advance to the Final

Results Day 2
**800m Men
Round 1**
28 JUL 2010 / 12:10

Rank	Name	Nat	Date of Birth	Lane	Result	
1	HOLUSA Jakub	CZE	20 FEB 1988	8	1:47.94 Q	
2	LÓPEZ Kevin	ESP	12 JUN 1990	1	1:48.13 Q	
3	ETES Brice	MON	11 APR 1984	5	1:48.54 Q	
4	ANANENKA Anis	BLR	29 NOV 1985	3	1:49.29 q	
5	MCCARTHY David	IRL	16 JUL 1983	6	1:49.53 q	
6	SCAPINI Mario	ITA	2 FEB 1989	4	1:49.67 q	
7	LEWANDOWSKI Marcin	POL	13 JUN 1987	5	1:49.78 Q	
8	OUALICH Hamid	FRA	26 APR 1988	2	1:49.92 Q	
9	MARCO Luis Alberto	ESP	20 AUG 1986	3	1:49.96 Q	
10	RIMMER Michael	GBR	3 FEB 1986	8	1:49.99 Q	
11	BENEDETTI Giordano	ITA	22 MAY 1989	6	1:50.00 Q	
12	BUSTOS David	ESP	25 AUG 1990	4	1:50.01 Q	
13	VOROVENCI Cristian	ROU	14 APR 1985	6	1:50.05 q	
14	KSZCZOT Adam	POL	2 SEP 1989	4	1:50.08 Q	
15	OKKEN Arnoud	NED	20 APR 1982	7	1:50.13 Q	
16	KAZI Tamás	HUN	16 MAY 1985	2	1:50.21	
17	RIFESSER Lukas	ITA	17 JUL 1986	5	1:50.40 Q	
18	REPCIK Jozef	SVK	3 AUG 1986	5	1:50.51	
19	KOLDIN Yuriy	RUS	1 NOV 1983	6	1:50.64	
20	JAAGO Joni	SWE	24 FEB 1986	3	1:50.93	
21	PELIKAN Jozef	SVK	29 JUL 1984	7	1:51.29	
22	EMRANI Dustin	ISR	6 JAN 1985	2	1:51.51	
23	RAPATZ Andreas	AUT	5 SEP 1986	7	1:51.55	
24	LAHTIO Mikko	FIN	21 SEP 1984	2	1:51.76	
25	VAN DEN BROECK Jan	BEL	11 MAR 1989	1	1:51.79	
26	BUBE Andreas Hjartbro	DEN	13 JUL 1987	1	1:51.91	
27	SMOUT Andreas	BEL	29 DEC 1990	4	1:52.04	
28	KOZLOV Vitalij	LTU	5 MAR 1987	1	1:52.18	
29	CLAESSON Mattias	SWE	26 JUL 1986	8	1:52.53	
30	BESTGEN Christophe	LUX	18 APR 1988	3	1:52.64	
31	ASPLUND Anton	SWE	13 DEC 1990	8	1:55.23	
	LATHOUWERS Robert	NED	8 JUL 1983	7	DQ	R 163.3

800m Men
Round 1 Heat 1 (4)
28 JUL 2010 / 12:10

Rank	Name	Nat	Date of Birth	Lane	Result
1	LEWANDOWSKI Marcin	POL	13 JUN 1987	5	1:49.78 Q
2	OUALICH Hamid	FRA	26 APR 1988	2	1:49.92 Q
3	BUSTOS David	ESP	25 AUG 1990	4	1:50.01 Q
4	VOROVENCI Cristian	ROU	14 APR 1985	6	1:50.05 q
5	PELIKAN Jozef	SVK	29 JUL 1984	7	1:51.29
6	VAN DEN BROECK Jan	BEL	11 MAR 1989	1	1:51.79
7	CLAESSON Mattias	SWE	26 JUL 1986	8	1:52.53
8	BESTGEN Christophe	LUX	18 APR 1988	3	1:52.64

Intermediate times: 400m 56.38 CLAESSON Mattias (SWE)
600m 1:23.77 VOROVENCI Cristian (ROU)

INTERNET Service: www.european-athletics.org
Timing, Measurement & Data Service by  OMEGA

printed at WED 28 JUL 2010 23:26

Page 4 of 33

CORRECTED

Results Day 2

800m Men
Round 1 Heat 2 (4)

28 JUL 2010 / 12:17

Rank	Name	Nat	Date of Birth	Lane	Result
1	HOLUSA Jakub	CZE	20 FEB 1988	8	1:47.94 Q
2	LÓPEZ Kevin	ESP	12 JUN 1990	1	1:48.13 Q
3	ETES Brice	MON	11 APR 1984	5	1:48.54 Q
4	ANANENKA Anis	BLR	29 NOV 1985	3	1:49.29 q
5	MCCARTHY David	IRL	16 JUL 1983	6	1:49.53 q
6	SCAPINI Mario	ITA	2 FEB 1989	4	1:49.67 q
7	LAHTIO Mikko	FIN	21 SEP 1984	2	1:51.76
	LATHOUWERS Robert	NED	8 JUL 1983	7	DQ
					R 163.3

Intermediate times: 400m 54.22 SCAPINI Mario (ITA)
600m 1:21.29 MCCARTHY David (IRL)

800m Men
Round 1 Heat 3 (4)

28 JUL 2010 / 12:24

Rank	Name	Nat	Date of Birth	Lane	Result
1	MARCO Luis Alberto	ESP	20 AUG 1986	3	1:49.96 Q
2	BENEDETTI Giordano	ITA	22 MAY 1989	6	1:50.00 Q
3	KSZCZOT Adam	POL	2 SEP 1989	4	1:50.08 Q
4	KAZI Tamás	HUN	16 MAY 1985	2	1:50.21
5	REPCIK Jozef	SVK	3 AUG 1986	5	1:50.51
6	RAPATZ Andreas	AUT	5 SEP 1986	7	1:51.55
7	KOZLOV Vitalij	LTU	5 MAR 1987	1	1:52.18
8	ASPLUND Anton	SWE	13 DEC 1990	8	1:55.23

Intermediate times: 400m 55.18 MARCO Luis Alberto (ESP)
600m 1:23.82 BENEDETTI Giordano (ITA)

800m Men
Round 1 Heat 4 (4)

28 JUL 2010 / 12:31

Rank	Name	Nat	Date of Birth	Lane	Result
1	RIMMER Michael	GBR	3 FEB 1986	8	1:49.99 Q
2	OKKEN Arnoud	NED	20 APR 1982	7	1:50.13 Q
3	RIFESSER Lukas	ITA	17 JUL 1986	5	1:50.40 Q
4	KOLDIN Yuriy	RUS	1 NOV 1983	6	1:50.64
5	JAAKO Joni	SWE	24 FEB 1986	3	1:50.93
6	EMRANI Dustin	ISR	6 JAN 1985	2	1:51.51
7	BUBE Andreas Hjartbro	DEN	13 JUL 1987	1	1:51.91
8	SMOUT Andreas	BEL	29 DEC 1990	4	1:52.04

Intermediate times: 400m 55.29 KOLDIN Yuriy (RUS)
600m 1:23.77 OKKEN Arnoud (NED)

Qualified: First 3 in each heat (Q) and 4 best performers (q) advance to the Semifinals

Results Day 2

**1500m Men
Round 1**

28 JUL 2010 / 20:40

Rank	Name	Nat	Date of Birth	Order	Result
1	ESTÉVEZ Reyes	ESP	2 AUG 1976	10	3:40.86 Q
2	CASADO Arturo	ESP	26 JAN 1983	2	3:40.98 Q
3	BADDELEY Andy	GBR	20 JUN 1982	3	3:41.46 Q
4	OLMEDO Manuel	ESP	17 MAY 1983	4	3:41.47 Q
5	SCHLANGEN Carsten	GER	31 DEC 1980	13	3:41.65 Q
6	LANCASHIRE Tom	GBR	2 JUL 1985	12	3:41.68 Q
7	MCCOURT Colin	GBR	11 DEC 1984	12	3:41.77 Q
8	OBRIST Christian	ITA	20 NOV 1980	9	3:42.02 q
9	KOWAL Yoann	FRA	28 MAY 1987	5	3:42.06 q
10	DEM CZYSZAK Mateusz	POL	18 JAN 1986	4	3:42.15 Q
11	VOJTA Andreas	AUT	19 JUN 1989	7	3:42.16 q
12	NAVA Goran	SRB	15 APR 1981	7	3:42.40 q
13	INGEBRIGTSEN Henrik	NOR	24 FEB 1991	9	3:42.62
14	VAN MALDEREN Kristof	BEL	30 MAY 1983	5	3:42.80
15	SANDELLS Niclas	FIN	14 MAR 1984	11	3:42.82
16	RUELL Kim	BEL	27 APR 1987	11	3:42.94
17	MUNKHOLM Morten Toft	DEN	22 SEP 1985	8	3:43.05
18	CHAMNEY Thomas	IRL	16 APR 1984	14	3:43.60
19	BERGDAHL Mikael	FIN	15 AUG 1983	1	3:43.90
20	CHESSER Rory	IRL	7 MAR 1987	10	3:44.01
21	DIRSHE Rizak	SWE	5 JAN 1972	1	3:44.40
22	HAMM Jonas	FIN	2 MAY 1980	2	3:44.98
23	VELDE Morten	NOR	19 DEC 1984	6	3:45.20
24	JURKEVICS Dmitrijs	LAT	7 JAN 1987	8	3:45.21
25	WALDMANN Moritz	GER	23 JUL 1985	6	3:48.60
26	SZEMETI Péter	HUN	4 JAN 1988	13	3:52.14
27	VERWER Niels	NED	10 JUL 1989	3	3:52.67

1500m Men


Round 1 Heat 1 (2)

28 JUL 2010 / 20:40

Rank	Name	Nat	Date of Birth	Order	Result
1	BADDELEY Andy	GBR	20 JUN 1982	3	3:41.46 Q
2	OLMEDO Manuel	ESP	17 MAY 1983	4	3:41.47 Q
3	SCHLANGEN Carsten	GER	31 DEC 1980	13	3:41.65 Q
4	MCCOURT Colin	GBR	11 DEC 1984	12	3:41.77 Q
5	OBRIST Christian	ITA	20 NOV 1980	9	3:42.02 q
6	KOWAL Yoann	FRA	28 MAY 1987	5	3:42.06 q
7	NAVA Goran	SRB	15 APR 1981	7	3:42.40 q
8	RUELL Kim	BEL	27 APR 1987	11	3:42.94
9	MUNKHOLM Morten Toft	DEN	22 SEP 1985	8	3:43.05
10	CHESSER Rory	IRL	7 MAR 1987	10	3:44.01
11	DIRSHE Rizak	SWE	5 JAN 1972	1	3:44.40
12	HAMM Jonas	FIN	2 MAY 1980	2	3:44.98
13	VELDE Morten	NOR	19 DEC 1984	6	3:45.20

Intermediate times: 400m 1:01.28 HAMM Jonas (FIN)
 800m 2:02.39 DIRSHE Rizak (SWE)
 1200m 3:00.99 BADDELEY Andy (GBR)

INTERNET Service: www.european-athletics.org

Timing, Measurement & Data Service by  OMEGA

printed at WED 28 JUL 2010 23:26

Page 6 of 33

Results Day 2

1500m Men
Round 1 Heat 2 (2)
28 JUL 2010 / 20:50

Rank	Name	Nat	Date of Birth	Order	Result
1	ESTÉVEZ Reyes	ESP	2 AUG 1976	10	3:40.86 Q
2	CASADO Arturo	ESP	26 JAN 1983	2	3:40.98 Q
3	LANCASHIRE Tom	GBR	2 JUL 1985	12	3:41.68 Q
4	DEMCZYSZAK Mateusz	POL	18 JAN 1986	4	3:42.15 Q
5	VOJTA Andreas	AUT	19 JUN 1989	7	3:42.16 q
6	INGEBRIGTSEN Henrik	NOR	24 FEB 1991	9	3:42.62
7	VAN MALDEREN Kristof	BEL	30 MAY 1983	5	3:42.80
8	SANDELLS Niclas	FIN	14 MAR 1984	11	3:42.82
9	CHAMNEY Thomas	IRL	16 APR 1984	14	3:43.60
10	BERGDAHL Mikael	FIN	15 AUG 1983	1	3:43.90
11	JURKEVICS Dmitrijs	LAT	7 JAN 1987	8	3:45.21
12	WALDMANN Moritz	GER	23 JUL 1985	6	3:48.60
13	SZEMETI Péter	HUN	4 JAN 1988	13	3:52.14
14	VERWER Niels	NED	10 JUL 1989	3	3:52.67


Intermediate times: 400m 59.30 JURKEVICS Dmitrijs (LAT)
800m 1:58.96 JURKEVICS Dmitrijs (LAT)
1200m 2:58.30 LANCASHIRE Tom (GBR)

Qualified: First 4 in each heat (Q) and 4 best performers (q) advance to the Final

400m Hurdles Men
Round 1
28 JUL 2010 / 12:50

Rank	Name	Nat	Date of Birth	Lane	Result
1	WILLIAMS Rhys	GBR	27 FEB 1984	5	49.35 Q
2	IAKOVÁKIS Periklís	GRE	24 MAR 1979	4	49.49 Q SB
3	PROROK Josef	CZE	16 NOV 1987	3	49.97 Q PB
4	GREENE David	GBR	11 APR 1986	4	50.11 Q
5	DEREVYAGIN Aleksandr	RUS	24 MAR 1979	4	50.14 Q
6	NAGY Attila	ROU	21 MAY 1988	7	50.31 q PB
7	BELLAABOUSS Fadil	FRA	15 JUN 1986	6	50.32 Q
7	MELNYKOV Stanislav	UKR	26 FEB 1987	6	50.32 Q
9	WOODWARD Nathan	GBR	17 OCT 1989	8	50.45 Q
10	UHLÍK Michal	CZE	9 MAR 1980	3	50.47 q SB
11	BULTHEEL Michaël	BEL	30 JUN 1986	5	50.48 Q
12	KECHI Heni	FRA	31 AUG 1980	3	50.50 Q
13	VANHAEREN Stéf	BEL	15 JAN 1992	6	50.71 q PB
14	MAILLARD Sébastien	FRA	2 MAY 1981	2	50.73 Q
15	DUERINCK Nijs	BEL	20 MAR 1984	2	50.89 Q
16	PANIZZA Giacomo	ITA	30 JUL 1989	6	51.11 q
17	PAPADÓPOULOS Spirídon	GRE	25 SEP 1987	5	51.25
18	ÖRS Tuncay	TUR	19 FEB 1986	2	51.41
19	SANTINI Fausto	SUI	25 APR 1987	8	51.43
20	CABELLO Diego	ESP	14 JAN 1988	4	51.48
21	SARMIENTO Ignacio	ESP	28 DEC 1986	5	51.82
22	FERREIRA João	POR	20 OCT 1986	7	52.27
23	HEIKKILÄ Jussi	FIN	21 MAR 1983	3	52.46
24	OMELKO Rafal	POL	16 JAN 1989	7	52.54
25	NIRK Aarne	EST	8 MAY 1987	8	52.75
26	GUOGIS Silvestras	LTU	2 MAR 1990	2	53.38
27	VIKINGSSON Björgvin	ISL	7 APR 1983	1	54.46
	IAKOVÁKIS Sotírios	GRE	20 SEP 1982	7	DQ R 168.7
	TOTSÁS Andreas	NOR	1 JUL 1981	8	DQ R 168.7

INTERNET Service: www.european-athletics.org

Timing, Measurement & Data Service by  OMEGA

printed at WED 28 JUL 2010 23:26

Page 7 of 33

Results Day 2
400m Hurdles Men
Round 1 Heat 1 (4)
28 JUL 2010 / 12:50

Rank	Name	Nat	Date of Birth	Lane	Reaction time	Result
1	DEREVYAGIN Aleksandr	RUS	24 MAR 1979	4	0.186	50.14 Q
2	BELLAABOUSS Fadil	FRA	15 JUN 1986	6	0.193	50.32 Q
3	WOODWARD Nathan	GBR	17 OCT 1989	8	0.187	50.45 Q
4	UHLÍK Michal	CZE	9 MAR 1980	3	0.188	50.47 q SB
5	SARMIENTO Ignacio	ESP	28 DEC 1986	5	0.171	51.82
6	GUOGIS Silvestras	LTU	2 MAR 1990	2	0.178	53.38
	IAKOVÁKIS Sotírios	GRE	20 SEP 1982	7	0.238	DQ R 168.7

400m Hurdles Men
Round 1 Heat 2 (4)
28 JUL 2010 / 12:58

Rank	Name	Nat	Date of Birth	Lane	Reaction time	Result
1	WILLIAMS Rhys	GBR	27 FEB 1984	5	0.208	49.35 Q
2	IAKOVÁKIS Periklís	GRE	24 MAR 1979	4	0.204	49.49 Q SB
3	PROROK Josef	CZE	16 NOV 1987	3	0.272	49.97 Q PB
4	NAGY Attila	ROU	21 MAY 1988	7	0.275	50.31 q PB
5	VANHAEREN Stef	BEL	15 JAN 1992	6	0.190	50.71 q PB
6	ÖRS Tuncay	TUR	19 FEB 1986	2	0.314	51.41
6	TOTSÁS Andreas	NOR	1 JUL 1981	8	0.211	DQ R 168.7

400m Hurdles Men
Round 1 Heat 3 (4)
28 JUL 2010 / 13:06

Rank	Name	Nat	Date of Birth	Lane	Reaction time	Result
1	MELNYKOV Stanislav	UKR	26 FEB 1987	6	0.260	50.32 Q
2	KECHI Henri	FRA	31 AUG 1980	3	0.259	50.50 Q
3	DUERINCK Nils	BEL	20 MAR 1984	2	0.262	50.89 Q
4	PAPADÓPOULOS Spirídon	GRE	25 SEP 1987	5	0.235	51.25
5	CABELLO Diego	ESP	14 JAN 1988	4	0.175	51.48
6	FERREIRA João	POR	20 OCT 1986	7	0.184	52.27
7	NIRK Aarne	EST	8 MAY 1987	8	0.229	52.75
8	VIKINGSSON Björgvin	ISL	7 APR 1983	1	0.158	54.46

400m Hurdles Men
Round 1 Heat 4 (4)
28 JUL 2010 / 13:14

Rank	Name	Nat	Date of Birth	Lane	Reaction time	Result
1	GREENE David	GBR	11 APR 1986	4	0.189	50.11 Q
2	BULTHEEL Michaël	BEL	30 JUN 1986	5	0.232	50.48 Q
3	MAILLARD Sébastien	FRA	2 MAY 1981	2	0.219	50.73 Q
4	PANIZZA Giacomo	ITA	30 JUL 1989	6	0.374	51.11 q
5	SANTINI Fausto	SUI	25 APR 1987	8	0.207	51.43
6	HEIKKILÄ Jussi	FIN	21 MAR 1983	3	0.211	52.46
7	OMELKO Rafał	POL	16 JAN 1989	7	0.196	52.54

Qualified: First 3 in each heat (Q) and 4 best performers (q) advance to the Semifinals

Results Day 2
**Hammer Men
Final**
28 JUL 2010 / 20:25

Rank	Name	Nat	Date of Birth	Order	Result
1	CHARFREITAG Libor	SVK	11 SEP 1977	9	80.02
2	VIZZONI Nicola	ITA	4 JAN 1973	11	79.12
3	PARS Krisztián	HUN	18 FEB 1982	2	79.06
4	SVIATOKHA Valeri	BLR	20 JUL 1981	7	78.20
5	ZIÓLKOWSKI Szymon	POL	1 JUL 1976	3	77.99
6	SOKYRSKYI Oleksiy	UKR	16 MAR 1985	12	76.62
7	KONDRATOWICZ Wojciech	POL	18 APR 1980	8	75.30
8	VINICHENKO Igor	RUS	11 APR 1984	4	74.71
9	NÉMETH Kristóf	HUN	17 SEP 1987	5	73.93
10	KARJALAINEN Olli-Pekka	FIN	7 MAR 1980	6	73.70
11	FIGÈRE Nicolas	FRA	19 MAY 1979	10	72.56
	JONS Mattias	SWE	19 NOV 1982	1	NM

	1	2	3	4	5	6
1	CHARFREITAG L	75.50	80.02	x	x	77.29
2	VIZZONI N	75.72	77.29	78.03	77.66	77.95
3	PARS K	77.34	79.06	77.36	78.94	x
4	SVIATOKHA V	73.57	76.74	x	75.71	76.06
5	ZIÓLKOWSKI S	75.24	75.97	77.99	x	77.55
6	SOKYRSKYI O	73.14	x	75.36	76.62	x
7	KONDRATOWICZ W	74.96	x	x	72.87	72.78
8	VINICHENKO I	x	72.19	73.99	72.38	74.71
9	NÉMETH K	72.66	73.93	x		
10	KARJALAINEN O	73.35	73.70	73.30		
11	FIGÈRE N	69.77	72.56	x		
	JONS M	x	x	x		

Results Day 2

**Decathlon
Final**

28 JUL 2010

Rank	Name	Nat	Date of Birth	Order	total
1	KASYANOV Oleksiy	UKR	26 AUG 1985	17	4409
2	DRAUDVILA Darius	LTU	29 MAR 1983	27	4389
3	KRAUCHANKA Andrei	BLR	4 JAN 1986	9	4309
4	PAHAPILL Mikk	EST	18 JUL 1983	21	4260
5	DUDAS Mihail	SRB	15 NOV 1989	7	4252
6	BARRAS Romain	FRA	1 AUG 1980	1	4244
7	SINTNICOLAAS Eelco	NED	7 APR 1987	25	4219
8	DROZDOV Aleksey	RUS	3 DEC 1983	5	4209
9	WIBERG Nicklas	SWE	16 APR 1985	3	4197
10	RAJA Andres	EST	2 JUN 1982	6	4184
11	VOS Ingmar	NED	28 MAY 1986	12	4152
12	MIKHAN Eduard	BLR	7 JUN 1989	23	4148
13	SARCEVIC Igor	SRB	25 AUG 1984	24	4135
14	ALMGREN Daniel	SWE	30 NOV 1979	18	4050
15	VAN ALPHEN Hans	BEL	12 JAN 1982	8	4034
16	HALVARI Mikko	FIN	4 MAR 1983	22	4014
17	SCHWARZL Roland	AUT	10 DEC 1980	16	4014
18	KHARLAMOV Vasiliy	RUS	8 JAN 1986	19	4000
19	EL FASSI Nadir	FRA	23 SEP 1983	11	3965
20	WALTER Simon	SUI	13 MAR 1985	10	3964
21	RISE Lars Vikan	NOR	23 NOV 1988	20	3951
22	DRÓZDZ Marcin	POL	21 MAR 1983	4	3898
23	VAISJUNS Atis	LAT	27 SEP 1982	14	3823
24	ARRO Mikk-Mihkel	EST	28 MAR 1984	13	3820
25	FÉLIX Agustín	ESP	14 MAR 1979	2	3771
26	GEFFROUAIS Florian	FRA	5 DEC 1988	15	3721
	NIKITIN Yevhen	UKR	9 JAN 1985	26	DNF

Results Day 2
100m Women
Round 1
28 JUL 2010 / 10:40

Rank	Name	Nat	Date of Birth	Lane	Result
1	SAILER Verena	GER	16 OCT 1985	4	11.27 Q
2	MANG Véronique	FRA	15 DEC 1984	5	11.35 Q
2	OKPARAEBO Ezinne	NOR	3 MAR 1988	1	11.35 Q
2	SOMARÉ Myriam	FRA	29 OCT 1986	8	11.35 Q =SB
5	RYEMYEN Mariya	UKR	2 AUG 1987	7	11.38 Q
6	GUROVA Anna	RUS	29 APR 1981	3	11.42 Q
7	ARRON Christine	FRA	13 SEP 1973	5	11.45 Q
7	TURNER Laura	GBR	12 AUG 1982	7	11.45 Q
9	GRINCIKAITE Lina	LTU	3 MAY 1987	6	11.48 Q
10	KOKLÓNI Yeoryía	GRE	7 MAY 1981	2	11.50 Q
11	MÖLLINGER Anne	GER	27 SEP 1985	5	11.51 q
12	MCSWEENEY Ailis	IRL	4 OCT 1983	7	11.52 q
12	MEKHTI-ZADE Yuna	RUS	25 APR 1986	4	11.52 Q
12	MURILLO Digna Luz	ESP	22 MAY 1981	6	11.52 q
15	POHREBNYAK Nataliya	UKR	19 FEB 1988	2	11.53 q
16	BALYKINA Yuliya	BLR	12 APR 1984	1	11.55
17	KATSURA Yuliya	RUS	28 MAY 1983	1	11.57
18	LALOVA Iveta	BUL	18 MAY 1984	3	11.58
18	NESTSIARENKA Yulia	BLR	15 JUN 1979	8	11.58
18	POVH Olesya	UKR	18 OCT 1987	6	11.58 Q
21	NEUMIARZHYSKAYA Alena	BLR	27 JUL 1980	6	11.63
22	KWADWO Yasmin	GER	9 NOV 1990	7	11.68
23	CECHOVÁ Katerina	CZE	21 MAR 1988	1	11.69
24	MURN Tina	SLO	3 JUN 1983	2	11.70 SB
25	OGRAZEANU Andreea	ROU	24 MAR 1990	3	11.78
26	EFTIMOVA Inna	BUL	19 JUN 1988	4	11.79
27	LEVORATO Manuela	ITA	16 MAR 1977	5	11.80
27	POPOWICZ Marika	POL	28 APR 1988	3	11.80
29	BERNTSSON Lena	SWE	4 NOV 1978	2	11.84
30	MARONCELLI Sara	SMR	27 FEB 1982	8	12.64 PB
31	ROZMAN Ivana	MKD	14 JUL 1989	8	12.90
	AKINYEMI Folake	NOR	31 MAR 1990	4	DNF

100m Women
Round 1 Heat 1 (4)
28 JUL 2010 / 10:40

Wind: -0.7 m/s

Rank	Name	Nat	Date of Birth	Lane	Reaction time	Result
1	OKPARAEBO Ezinne	NOR	3 MAR 1988	1	0.183	11.35 Q
2	SOMARÉ Myriam	FRA	29 OCT 1986	8	0.195	11.35 Q =SB
3	MEKHTI-ZADE Yuna	RUS	25 APR 1986	4	0.184	11.52 Q
4	MCSWEENEY Ailis	IRL	4 OCT 1983	7	0.174	11.52 q
5	NEUMIARZHYSKAYA Alena	BLR	27 JUL 1980	6	0.210	11.63
6	MURN Tina	SLO	3 JUN 1983	2	0.235	11.70 SB
7	OGRAZEANU Andreea	ROU	24 MAR 1990	3	0.206	11.78
8	LEVORATO Manuela	ITA	16 MAR 1977	5	0.171	11.80

CORRECTED
Results Day 2
100m Women
Round 1 Heat 2 (4)
28 JUL 2010 / 10:48

Wind: -1.9 m/s

Rank	Name	Nat	Date of Birth	Lane	Reaction time	Result
1	MANG Véronique	FRA	15 DEC 1984	5	0.144	11.35 Q
2	KOKLÓNI Yeoryía	GRE	7 MAY 1981	2	0.182	11.50 Q
3	POVH Olesya	UKR	18 OCT 1987	6	0.151	11.58 Q
4	KWADWO Yasmin	GER	9 NOV 1990	7	0.205	11.68
5	CECHOVÁ Katerina	CZE	21 MAR 1988	1	0.188	11.69
6	EFTIMOVA Inna	BUL	19 JUN 1988	4	0.168	11.79
7	POPOWICZ Marika	POL	28 APR 1988	3	0.218	11.80
8	ROZMAN Ivana	MKD	14 JUL 1989	8	0.194	12.90

100m Women
Round 1 Heat 3 (4)
28 JUL 2010 / 10:56

Wind: -1.5 m/s

Rank	Name	Nat	Date of Birth	Lane	Reaction time	Result
1	SAILER Verena	GER	16 OCT 1985	4	0.180	11.27 Q
2	RYEMYEN Mariya	UKR	2 AUG 1987	7	0.208	11.38 Q
3	ARRON Christine	FRA	13 SEP 1973	5	0.207	11.45 Q
4	MURILLO Digna Luz	ESP	22 MAY 1981	6	0.165	11.52 q
5	KATSURA Yuliya	RUS	28 MAY 1983	1	0.183	11.57
6	LALOVA Ivet	BUL	18 MAY 1984	3	0.156	11.58
7	NESTSIARENKA Yulia	BLR	15 JUN 1979	8	0.179	11.58
8	BERNTSSON Lena	SWE	4 NOV 1978	2	0.202	11.84

100m Women
Round 1 Heat 4 (4)
28 JUL 2010 / 11:04

Wind: -0.6 m/s

Rank	Name	Nat	Date of Birth	Lane	Reaction time	Result
1	GUROVA Anna	RUS	29 APR 1981	3	0.174	11.42 Q
2	TURNER Laura	GBR	12 AUG 1982	7	0.203	11.45 Q
3	GRINCIKAITE Lina	LTU	3 MAY 1987	6	0.208	11.48 Q
4	MÖLLINGER Anne	GER	27 SEP 1985	5	0.166	11.51 q
5	POHREBNYAK Nataliya	UKR	19 FEB 1988	2	0.175	11.53 q
6	BALYKINA Yuliya	BLR	12 APR 1984	1	0.214	11.55
7	MARONCELLI Sara	SMR	27 FEB 1982	8	0.210	12.64 PB
	AKINYEMI Folake	NOR	31 MAR 1990	4	0.170	DNF

Qualified: First 3 in each heat (Q) and 4 best performers (q) advance to the Semifinals

Results Day 2
400m Women
Round 1
28 JUL 2010 / 18:35

Rank	Name	Nat	Date of Birth	Lane	Result
1	USTALOVA Kseniya	RUS	14 JAN 1988	8	50.96 Q
2	GRENOT Libania	ITA	12 JUL 1983	4	51.03 Q SB
3	FIROVA Tatyana	RUS	10 OCT 1982	7	51.11 Q
4	KRIVOSHAPKA Antonina	RUS	21 JUL 1987	6	51.52 Q
5	YEFREMOVA Antonina	UKR	19 JUL 1981	8	51.67 Q
6	HURTIS-HOUAIRI Muriel	FRA	25 MAR 1979	7	51.97 q
7	ROSOLOVÁ Denisa	CZE	21 AUG 1986	7	52.34 Q
8	MILANI Marta	ITA	9 MAR 1987	2	52.36 q
9	MICHANOL Virginie	FRA	18 JUN 1985	1	52.37
10	CUDDIHY Joanne	IRL	11 MAY 1984	5	52.58
11	MÄGI Maris	EST	11 AUG 1987	2	52.85
12	MCCONNELL Lee	GBR	9 OCT 1978	3	53.15
13	KARANDYUK Kseniya	UKR	21 JUN 1986	6	53.18
14	PRYSTUPA Darya	UKR	26 NOV 1987	5	53.48
15	NORDQUIST Helene	SWE	30 DEC 1980	5	53.78
16	PETRÁHN Barbara	HUN	16 SEP 1978	6	53.78
17	BARTONICKOVÁ Jitka	CZE	22 DEC 1985	2	54.16
17	BEDNAREK Agata	POL	28 JUN 1988	8	54.16
19	REDIF Meliz	TUR	26 MAR 1989	3	54.19
20	SAKA Pinar	TUR	5 NOV 1985	4	54.33
21	GARRIDO Begoña	ESP	3 MAR 1985	4	54.65
22	HOROZIC Jasna	BIH	18 JAN 1991	1	55.97
	DERVÉNI Agni	GRE	7 NOV 1987	3	DQ


400m Women
Round 1 Heat 1 (3)
28 JUL 2010 / 18:35

Rank	Name	Nat	Date of Birth	Lane	Reaction time	Result
1	KRIVOSHAPKA Antonina	RUS	21 JUL 1987	6	0.211	51.52 Q
2	ROSOLOVÁ Denisa	CZE	21 AUG 1986	7	0.222	52.34 Q
3	MÄGI Maris	EST	11 AUG 1987	2	0.288	52.85
4	MCCONNELL Lee	GBR	9 OCT 1978	3	0.284	53.15
5	PRYSTUPA Darya	UKR	26 NOV 1987	5	0.318	53.48
6	BEDNAREK Agata	POL	28 JUN 1988	8	0.218	54.16
7	SAKA Pinar	TUR	5 NOV 1985	4		54.33
8	HOROZIC Jasna	BIH	18 JAN 1991	1	0.274	55.97

400m Women
Round 1 Heat 2 (3)
28 JUL 2010 / 18:44

Rank	Name	Nat	Date of Birth	Lane	Reaction time	Result
1	FIROVA Tatyana	RUS	10 OCT 1982	7	0.198	51.11 Q
2	YEFREMOVA Antonina	UKR	19 JUL 1981	8		51.67 Q
3	MILANI Marta	ITA	9 MAR 1987	2	0.202	52.36 q
4	MICHANOL Virginie	FRA	18 JUN 1985	1	0.216	52.37
5	NORDQUIST Helene	SWE	30 DEC 1980	5	0.274	53.78
6	PETRÁHN Barbara	HUN	16 SEP 1978	6	0.183	53.78
7	REDIF Meliz	TUR	26 MAR 1989	3	0.257	54.19
8	GARRIDO Begoña	ESP	3 MAR 1985	4	0.260	54.65

 INTERNET Service: www.european-athletics.org

 Timing, Measurement & Data Service by  **OMEGA**

printed at WED 28 JUL 2010 23:26

Page 13 of 33

Results Day 2
400m Women
Round 1 Heat 3 (3)
28 JUL 2010 / 18:53

Rank	Name	Nat	Date of Birth	Lane	Reaction time	Result
1	USTALOVA Kseniya	RUS	14 JAN 1988	8	0.219	50.96 Q
2	GRENOT Libania	ITA	12 JUL 1983	4	0.231	51.03 Q SB
3	HURTIS-HOUAIRI Muriel	FRA	25 MAR 1979	7	0.181	51.97 q
4	CUDDIHY Joanne	IRL	11 MAY 1984	5	0.193	52.58
5	KARANDYUK Kseniya	UKR	21 JUN 1986	6		53.18
6	BARTONICKOVÁ Jitka	CZE	22 DEC 1985	2	0.283	54.16
	DERVÉNI Agnı́	GRE	7 NOV 1987	3	0.227	DQ R 163.3

Qualified: First 2 in each heat (Q) and 2 best performers (q) advance to the Final

10000m Women
Final
28 JUL 2010 / 21:05

Rank	Name	Nat	Date of Birth	Order	Result
1	ABEYLEGESSE Elvan	TUR	11 SEP 1982	1	31:10.23 EL
1	SHOBUKHOVA Liliya	RUS	13 NOV 1977	5	DNF
2	ABITOVA Inga	RUS	6 MAR 1982	14	31:22.83
3	AUGUSTO Jessica	POR	8 NOV 1981	7	31:25.77
4	KIBET Hilda	NED	27 MAR 1981	2	31:36.90 SB
5	ERDOGAN Meryem	TUR	24 APR 1990	15	31:44.86 PB
6	MOCKENHAUPT Sabrina	GER	6 DEC 1980	6	32:06.02
7	SOKOLOVA Yelena	RUS	27 DEC 1979	11	32:36.71
8	PAPP Krisztina	HUN	17 DEC 1982	8	32:49.05
9	FÉLIX Dulce	POR	23 OCT 1982	12	33:12.93
10	KUDZELICH Sviatlana	BLR	7 MAY 1987	4	33:31.33
11	STRÄHL Martina	SUI	7 MAY 1987	9	33:37.89
12	MARTÍN Jacqueline	ESP	14 APR 1974	16	34:11.49
13	ERDÉLYI Zsófia	HUN	10 DEC 1987	13	34:57.77
	DAL RI Federica	ITA	25 SEP 1980	18	DNF
	GRØVDAL Karoline Bjerkeli	NOR	14 JUN 1990	10	DNF
	MØLLER Maria Sig	DEN	10 OCT 1983	3	DNF
	MOREIRA Sara	POR	17 OCT 1985	17	DNF

Intermediate times:	1000m	3:11.32	SHOBUKHOVA Liliya (RUS)
	2000m	6:23.44	SHOBUKHOVA Liliya (RUS)
	3000m	9:34.00	AUGUSTO Jessica (POR)
	4000m	12:40.53	ABEYLEGESSE Elvan (TUR)
	5000m	15:42.27	ABEYLEGESSE Elvan (TUR)
	6000m	18:45.91	ABEYLEGESSE Elvan (TUR)
	7000m	21:50.71	ABEYLEGESSE Elvan (TUR)
	8000m	24:59.60	ABEYLEGESSE Elvan (TUR)
	9000m	28:08.61	ABEYLEGESSE Elvan (TUR)

Results Day 2

**3000m Steeplechase Women
Round 1**

28 JUL 2010 / 11:30

Rank	Name	Nat	Date of Birth	Order	Result	
1	ABDULLAYEVA Layes	AZE	29 MAY 1991	6	9:40.42	Q NR
2	KHARLAMOVA Lyubov	RUS	2 MAR 1981	10	9:40.81	Q
3	KOWALSKA Katarzyna	POL	7 APR 1985	1	9:41.14	Q
4	DOMÍNGUEZ Marta	ESP	3 NOV 1975	11	9:41.93	Q
5	DUARTE Sophie	FRA	31 JUL 1981	8	9:42.33	q
6	BRITTON Fionnuala	IRL	24 SEP 1984	9	9:44.84	q
7	FRANKIEWICZ Wioletta	POL	9 JUN 1977	3	9:46.38	Q
8	ZARUDNEVA Yuliya	RUS	26 APR 1986	9	9:46.40	Q
9	DEAN Hatti	GBR	2 FEB 1982	6	9:46.43	Q
10	BOBOCEL Ancuta	ROU	3 OCT 1987	10	9:48.01	Q
11	FUENTES-PILA Zulema	ESP	25 MAY 1977	5	9:50.97	q
12	JURAVEL Oxana	MDA	23 FEB 1986	3	9:53.43	q
13	MORATÓ Rosa María	ESP	19 JUN 1979	1	9:53.96	
14	ERIKSSON Sandra	FIN	4 JUN 1989	2	9:55.73	
15	TÓTH Livia	HUN	7 JAN 1980	4	10:03.97	
16	LUSTIGOVÁ Marcela	CZE	11 NOV 1982	5	10:05.22	
17	KUZMINA Lyudmila	RUS	13 AUG 1987	8	10:10.83	
18	O'REILLY Stephanie	IRL	23 FEB 1978	7	10:13.94	
19	USLU Binnaz	TUR	12 MAR 1985	2	10:15.28	
20	PARKER Barbara	GBR	8 NOV 1982	4	10:20.99	
	JOHANSSON Ulrika	SWE	9 FEB 1975	7	DNF	
	KOKKINARÍOU Iríni	GRE	14 FEB 1981	11	DNF	

**3000m Steeplechase Women
Round 1 Heat 1 (2)**

28 JUL 2010 / 11:30

Rank	Name	Nat	Date of Birth	Order	Result	
1	FRANKIEWICZ Wioletta	POL	9 JUN 1977	3	9:46.38	Q
2	ZARUDNEVA Yuliya	RUS	26 APR 1986	9	9:46.40	Q
3	DEAN Hatti	GBR	2 FEB 1982	6	9:46.43	Q
4	BOBOCEL Ancuta	ROU	3 OCT 1987	10	9:48.01	Q
5	FUENTES-PILA Zulema	ESP	25 MAY 1977	5	9:50.97	q
6	MORATÓ Rosa María	ESP	19 JUN 1979	1	9:53.96	
7	ERIKSSON Sandra	FIN	4 JUN 1989	2	9:55.73	
8	TÓTH Livia	HUN	7 JAN 1980	4	10:03.97	
9	KUZMINA Lyudmila	RUS	13 AUG 1987	8	10:10.83	
10	O'REILLY Stephanie	IRL	23 FEB 1978	7	10:13.94	
	KOKKINARÍOU Iríni	GRE	14 FEB 1981	11	DNF	

Intermediate times: 1000m 3:14.95 DEAN Hatti (GBR)
 2000m 6:30.81 DEAN Hatti (GBR)

Results Day 2

3000m Steeplechase Women
Round 1 Heat 2 (2)

28 JUL 2010 / 11:45

Rank	Name	Nat	Date of Birth	Order	Result
1	ABDULLAYEVA Layes	AZE	29 MAY 1991	6	9:40.42 Q NR
2	KHARLAMOVA Lyubov	RUS	2 MAR 1981	10	9:40.81 Q
3	KOWALSKA Katarzyna	POL	7 APR 1985	1	9:41.14 Q
4	DOMÍNGUEZ Marta	ESP	3 NOV 1975	11	9:41.93 Q
5	DUARTE Sophie	FRA	31 JUL 1981	8	9:42.33 q
6	BRITTON Fionnuala	IRL	24 SEP 1984	9	9:44.84 q
7	JURAVEL Oxana	MDA	23 FEB 1986	3	9:53.43 q
8	LUSTIGOVÁ Marcela	CZE	11 NOV 1982	5	10:05.22
9	USLU Binnaz	TUR	12 MAR 1985	2	10:15.28
10	PARKER Barbara	GBR	8 NOV 1982	4	10:20.99
	JOHANSSON Ulrika	SWE	9 FEB 1975	7	DNF

Intermediate times: 1000m 3:12.56 BRITTON Fionnuala (IRL)
2000m 6:28.51 KHARLAMOVA Lyubov (RUS)

Qualified: First 4 in each heat (Q) and 4 best performers (q) advance to the Final

400m Hurdles Women
Semifinal

28 JUL 2010 / 20:15

Rank	Name	Nat	Date of Birth	Lane	Result
1	ANTYUKH Natalya	RUS	26 JUN 1981	4	54.28 Q
2	HEJNOVÁ Zuzana	CZE	19 DEC 1986	6	54.61 Q
3	MOROSANU Angela	ROU	26 JUL 1986	5	54.67 Q SB
4	SHAKES-DRAYTON Perri	GBR	21 DEC 1988	3	54.73 Q PB
4	STAMBOLOVA Vania	BUL	28 NOV 1983	3	54.73 Q
6	ISAKOVA Yevgeniya	RUS	27 NOV 1978	6	54.81 Q SB
7	CHILD Eilidh	GBR	20 FEB 1987	4	55.27 q
8	IVANOVA Natalya	RUS	25 JUN 1981	7	55.31 q SB
9	KOHLMANN Fabienne	GER	6 NOV 1989	5	55.49 PB
10	TITIMETS Hanna	UKR	5 MAR 1989	8	55.84
11	YAROSHCHUK Anna	UKR	24 NOV 1989	1	56.29
12	ZUNDA Ieva	LAT	20 JUL 1978	7	56.37
13	GENTILI Manuela	ITA	7 FEB 1978	2	56.56
14	KOSCIELNIAK Marzena	POL	28 DEC 1989	1	56.72
15	BERGROVÁ Zuzana	CZE	24 NOV 1984	2	57.41
16	OUÉDRAOGO Elodie	BEL	27 FEB 1981	8	58.60

400m Hurdles Women
Semifinal 1 (2)

28 JUL 2010 / 20:15

Rank	Name	Nat	Date of Birth	Lane	Reaction time	Result
1	MOROSANU Angela	ROU	26 JUL 1986	5	0.210	54.67 Q SB
2	STAMBOLOVA Vania	BUL	28 NOV 1983	3	0.251	54.73 Q
3	ISAKOVA Yevgeniya	RUS	27 NOV 1978	6	0.212	54.81 Q SB
4	CHILD Eilidh	GBR	20 FEB 1987	4	0.169	55.27 q
5	IVANOVA Natalya	RUS	25 JUN 1981	7	0.303	55.31 q SB
6	YAROSHCHUK Anna	UKR	24 NOV 1989	1	0.232	56.29
7	BERGROVÁ Zuzana	CZE	24 NOV 1984	2	0.250	57.41
8	OUÉDRAOGO Elodie	BEL	27 FEB 1981	8	0.200	58.60

CORRECTED

Results Day 2

400m Hurdles Women
Semifinal 2 (2)

28 JUL 2010 / 20:23

Rank	Name	Nat	Date of Birth	Lane	Reaction time	Result
1	ANTYUKH Natalya	RUS	26 JUN 1981	4	0.203	54.28 Q
2	HEJNOVÁ Zuzana	CZE	19 DEC 1986	6	0.203	54.61 Q
3	SHAKES-DRAYTON Perri	GBR	21 DEC 1988	3	0.258	54.73 Q PB
4	KOHLMANN Fabienne	GER	6 NOV 1989	5	0.170	55.49 PB
5	TITIMETS Hanna	UKR	5 MAR 1989	8	0.299	55.84
6	ZUNDA Ieva	LAT	20 JUL 1978	7	0.240	56.37
7	GENTILI Manuela	ITA	7 FEB 1978	2	0.198	56.56
8	KOSCIELNIAK Marzena	POL	28 DEC 1989	1	0.254	56.72


Qualified: First 3 in each heat (Q) and 2 best performers (q) advance to the Final

Pole Vault Women
Qualification

28 JUL 2010 / 10:30

Rank	Name	Nat	Date of Birth	Order	Result
1	FEOFANOVA Svetlana	RUS	16 JUL 1980	3	4.40 Q
1	PTÁČNÍKOVÁ Jirina	CZE	20 MAY 1986	4	4.40 Q
1	SPIEGELBURG Silke	GER	17 MAR 1986	5	4.40 Q
4	GOLUBCHIKOVA Yuliya	RUS	27 MAR 1983	11	4.40 Q
4	HINGST Carolin	GER	18 SEP 1980	9	4.40 Q
6	SHVEDOVA Anastasiya	BLR	3 MAY 1979	6	4.40 Q
7	DENNISON Kate	GBR	7 MAY 1984	2	4.35 q
7	SUTEJ Tina	SLO	7 NOV 1988	11	4.35 q
9	NIKKANEN Minna	FIN	9 APR 1988	2	4.35 q
10	RYZIH Lisa	GER	27 SEP 1988	1	4.35 q
11	LARSÅSEN Cathrine	NOR	5 DEC 1986	6	4.35 q NR
12	SCHMID Anna Katharina	SUI	2 DEC 1989	5	4.35 q =PB
13	KIRIAKOPOÚLOU Nikolía	GRE	21 MAR 1986	8	4.25
14	AGIRRE Naroa	ESP	15 MAY 1979	7	4.25
15	ZACHARIADI Mariáanna	CYP	25 FEB 1990	9	4.25
16	MALÁCOVÁ Romana	CZE	15 MAY 1987	8	4.25
17	SKAFÍDA Afrodíti	GRE	20 MAR 1982	12	4.25
18	PERSSON Hanna-Mia	SWE	11 FEB 1978	10	4.15
18	PINERO Anna María	ESP	15 JAN 1986	3	4.15
20	HOLM Caroline Bonde	DEN	19 JUL 1990	13	4.15 =SB
21	PENA Victoria	IRL	30 JUL 1987	12	4.15 =NR
22	SCARPELLINI Elena	ITA	14 JAN 1987	4	4.05
23	TAVARES Maria Eleonor	POR	24 SEP 1985	7	4.05
24	HOMO Sandra-Hélèna	POR	29 MAY 1982	10	3.95
	GROOT Denise	NED	26 MAY 1990	1	NM

INTERNET Service: www.european-athletics.org

Timing, Measurement & Data Service by  OMEGA

printed at WED 28 JUL 2010 23:26

Page 17 of 33

Results Day 2

Qualification (cont.)

Qualification		3.95	4.05	4.15	4.25	4.35	4.40
1	FEOFANOVA S	-	-	-	-	-	0
1	PTÁČNÍKOVÁ J	-	-	-	0	-	0
1	SPIEGELBURG S	-	-	-	-	-	0
4	GOLUBCHIKOVA Y	-	-	-	0	-	XO
4	HINGST C	-	-	-	-	-	XO
6	SHVEDOVA A	-	-	-	XO	0	XO
7	DENNISON K	-	-	0	0	0	X
7	SUTEJ T	-	0	0	0	0	-
9	NIKKANEN M	-	0	0	XO	0	X-
10	RYZIH Lisa	-	-	-	-	XO	X
11	LARSÅSEN C	-	XO	0	XXO	XO	X
12	SCHMID A	-	XO	0	XXO	XXO	X-
13	KIRIAKOPOÚLOU N	-	-	0	0	XXX	-
14	AGIRRE N	-	XO	0	0	XXX	-
15	ZACHARIADI M	-	XO	0	XO	XXX	-
16	MALÁCOVÁ R	-	0	0	XXO	XXX	-
17	SKAFÍDA A	XO	XXO	XXO	XXO	XXX	-
18	PERSSON H	-	0	0	XXX	-	-
18	PINERO A	-	0	0	XXX	-	-
20	HOLM C	-	0	XO	XXX	-	-
21	PENA V	0	XO	XO	XXX	-	-
22	SCARPELLINI E	-	0	-	XXX	-	-
23	TAVARES M	0	XO	XXX	-	-	-
24	HOMO S	0	-	XXX	-	-	-
	GROOT D	-	XXX	-	-	-	-

Pole Vault Women
Qualification Group A
28 JUL 2010 / 10:30

Rank	Name	Nat	Date of Birth	Order	Result
1	FEOFANOVA Svetlana	RUS	16 JUL 1980	3	4.40 Q
1	SPIEGELBURG Silke	GER	17 MAR 1986	5	4.40 Q
3	DENNISON Kate	GBR	7 MAY 1984	2	4.35 q
3	SUTEJ Tina	SLO	7 NOV 1988	11	4.35 q
5	RYZIH Lisa	GER	27 SEP 1988	1	4.35 q
6	LARSÅSEN Cathrine	NOR	5 DEC 1986	6	4.35 q NR
7	AGIRRE Naroa	ESP	15 MAY 1979	7	4.25
8	ZACHARIADI Mariáanna	CYP	25 FEB 1990	9	4.25
9	MALÁCOVÁ Romana	CZE	15 MAY 1987	8	4.25
10	PENA Victoria	IRL	30 JUL 1987	12	4.15 =NR
11	SCARPELLINI Elena	ITA	14 JAN 1987	4	4.05
12	HOMO Sandra-Hélène	POR	29 MAY 1982	10	3.95

		3.95	4.05	4.15	4.25	4.35	4.40
1	FEOFANOVA S	-	-	-	-	-	0
1	SPIEGELBURG S	-	-	-	-	-	0
3	DENNISON K	-	-	0	0	0	X
3	SUTEJ T	-	0	0	0	0	-
5	RYZIH Lisa	-	-	-	-	XO	X
6	LARSÅSEN C	-	XO	0	XXO	XO	X
7	AGIRRE N	-	XO	0	0	XXX	-
8	ZACHARIADI M	-	XO	0	XO	XXX	-
9	MALÁCOVÁ R	-	0	0	XXO	XXX	-
10	PENA V	0	XO	XO	XXX	-	-
11	SCARPELLINI E	-	0	-	XXX	-	-
12	HOMO S	0	-	XXX	-	-	-

Results Day 2

**Pole Vault Women
Qualification Group B**

28 JUL 2010 / 10:30

Rank	Name	Nat	Date of Birth	Order	Result
1	PTÁČNÍKOVÁ Jirina	CZE	20 MAY 1986	4	4.40 Q
2	GOLUBCHIKOVA Yuliya	RUS	27 MAR 1983	11	4.40 Q
2	HINGST Carolin	GER	18 SEP 1980	9	4.40 Q
4	SHVEDOVA Anastasiya	BLR	3 MAY 1979	6	4.40 Q
5	NIKKANEN Minna	FIN	9 APR 1988	2	4.35 q
6	SCHMID Anna Katharina	SUI	2 DEC 1989	5	4.35 q =PB
7	KIRIAKOPOÚLOU Nikolía	GRE	21 MAR 1986	8	4.25
8	SKAFÍDA Afrodíti	GRE	20 MAR 1982	12	4.25
9	PERSSON Hanna-Mia	SWE	11 FEB 1978	10	4.15
9	PINERO Anna María	ESP	15 JAN 1986	3	4.15
11	HOLM Caroline Bonde	DEN	19 JUL 1990	13	4.15 =SB
12	TAVARES Maria Eleonor	POR	24 SEP 1985	7	4.05
	GROOT Denise	NED	26 MAY 1990	1	NM

	3.95	4.05	4.15	4.25	4.35	4.40
1	PTÁČNÍKOVÁ J	-	-	0	-	0
2	GOLUBCHIKOVA Y	-	-	0	-	x0
2	HINGST C	-	-	-	-	x0
4	SHVEDOVA A	-	-	x0	0	x0
5	NIKKANEN M	-	0	0	0	x-
6	SCHMID A	-	x0	0	xx0	xxx
7	KIRIAKOPOÚLOU N	-	-	0	0	xxx
8	SKAFÍDA A	x0	xx0	xx0	xxx	xxx
9	PERSSON H	-	0	0	xxx	
9	PINERO A	-	0	0	xxx	
11	HOLM C	-	0	x0	xxx	
12	TAVARES M	0	x0	xxx		
	GROOT D	-	xxx			

Qualified: qualifying perf. 4.40 (Q) or 12 best performers (q) to the advance to the Final


**Long Jump Women
Final**

28 JUL 2010 / 20:00

Rank	Name	Nat	Date of Birth	Order	Result
1	RADEVICA Ineta	LAT	13 JUL 1981	11	6.92 NR
2	GOMES Naide	POR	20 NOV 1979	6	6.92 SB
3	KUCHERENKO Olga	RUS	5 NOV 1985	5	6.84
4	RYBALKO Viktoriya	UKR	26 OCT 1982	12	6.78 SB
5	KOLCHANOVA Lyudmila	RUS	1 OCT 1979	2	6.75
6	MIRONCHYK Nastassia	BLR	13 APR 1989	10	6.75
7	MEDGYESOVA Renata	SVK	28 JAN 1983	4	6.71 PB
8	SPANOVIC Ivana	SRB	10 MAY 1990	3	6.60
9	VELDAKOVA Jana	SVK	3 JUN 1981	9	6.54
10	JAGACIAK Anna	POL	10 FEB 1990	7	6.36
11	KLÜFT Carolina	SWE	2 FEB 1983	1	6.33
12	RENSTRØM Margrethe	NOR	21 MAR 1985	8	6.18

	1	2	3	4	5	6	
1	RADEVICA I	6.73 (+3.4)	6.87 (+2.1)	6.79 (+0.9)	6.92 (+0.7)	x (+0.1)	x (+0.2)
2	GOMES N	6.64 (+1.4)	6.68 (+1.6)	x (+1.8)	6.92 (+0.1)	x (+1.8)	5.00 (+0.8)
3	KUCHERENKO O	6.55 (+2.0)	6.77 (+1.7)	x (+1.3)	6.84 (+2.2)	x (+0.5)	6.34 (+1.4)
4	RYBALKO V	x (+0.9)	6.78 (+3.5)	x (+1.9)	x (+2.0)	6.74 (+1.3)	6.65 (+1.7)
5	KOLCHANOVA L	6.60 (+0.5)	6.67 (+1.1)	6.57 (-0.6)	6.71 (+1.3)	x (+1.0)	6.75 (+1.0)
6	MIRONCHYK N	6.48 (+0.7)	x (+1.2)	6.56 (-0.5)	x (+3.3)	x (0.0)	6.75 (+1.1)
7	MEDGYESOVA R	6.55 (+1.6)	6.00 (+0.3)	6.58 (+1.1)	6.65 (+1.1)	6.71 (+0.6)	6.03 (+0.2)
8	SPANOVIC I	x (+1.7)	6.60 (-0.3)	6.37 (+1.5)	6.36 (-0.7)	6.52 (-0.7)	x (+0.7)
9	VELDAKOVA J	6.54 (+1.4)	4.80 (+1.2)	6.30 (+0.4)			
10	JAGACIAK A	4.52 (+0.3)	x (+1.0)	6.36 (+1.4)			
11	KLÜFT C	6.28 (+2.3)	6.33 (+3.1)	x (-0.6)			
12	RENSTRØM M	x (+1.9)	x (+1.5)	6.18 (+0.2)			

INTERNET Service: www.european-athletics.org

Timing, Measurement & Data Service by  OMEGA

printed at WED 28 JUL 2010 23:26

Page 19 of 33


Results Day 2
**Discus Women
Final**
28 JUL 2010 / 18:30

Rank	Name	Nat	Date of Birth	Order	Result
1	PERKOVIC Sandra	CRO	21 JUN 1990	10	64.67
2	GRASU Nicoleta	ROU	11 SEP 1971	3	63.48
3	WISNIEWSKA Joanna	POL	24 MAY 1972	4	62.37
4	SADOVA Natalya	RUS	15 JUL 1972	8	61.20
5	SENDRIUTE Zinaida	LTU	10 JUN 1984	11	60.70
6	TOMASEVIC Dragana	SRB	4 JUN 1982	7	60.10
7	RUMPF Sabine	GER	18 MAR 1983	1	58.89
8	MÜLLER Nadine	GER	21 NOV 1985	5	57.78
9	JANSEN Monique	NED	3 OCT 1978	12	56.29
10	SAYKINA Svetlana	RUS	10 JUL 1985	9	56.09
11	SÖDERBERG Anna	SWE	11 JUN 1973	2	55.60
12	POTEPA Wioletta	POL	13 DEC 1980	6	55.48

	1	2	3	4	5	6
1	PERKOVIC S	62.98	60.94	55.04	60.95	62.43
2	GRASU N	63.48	61.02	63.07	60.22	x
3	WISNIEWSKA J	59.45	x	56.32	62.37	x
4	SADOVA N	60.43	x	x	x	61.10
5	SENDRIUTE Z	60.48	57.20	59.47	57.89	57.01
6	TOMASEVIC D	59.38	x	60.10	56.71	x
7	RUMPF S	56.80	55.81	58.56	58.83	58.89
8	MÜLLER N	57.78	x	55.58	56.39	56.59
9	JANSEN M	55.05	x	56.29	x	x
10	SAYKINA S	56.09	x	x	x	x
11	SÖDERBERG A	55.60	x	53.62	x	x
12	POTEPA W	x	55.48	55.13	x	x

**Hammer Women
Qualification**
28 JUL 2010 / 10:10

Rank	Name	Nat	Date of Birth	Order	Result
1	LYSENKO Tatyana	RUS	9 OCT 1983	11	72.36 Q
2	HEIDLER Betty	GER	14 OCT 1983	6	71.85 Q
3	WLODARCZYK Anita	POL	8 AUG 1985	1	71.17 Q
4	SALIS Silvia	ITA	17 SEP 1985	2	70.33 Q
5	ZOLOTUHINA Nataliya	UKR	4 JAN 1985	5	69.31 Q
6	MARGHIEVA Zalina	MDA	5 FEB 1988	9	69.22 Q
7	PERIE Bianca	ROU	1 JUN 1990	4	68.67 q
8	ORBÁN Éva	HUN	29 NOV 1984	2	68.59 q
9	MARGHIEVA Marina	MDA	28 JUN 1986	4	67.84 q
10	KORPELA Merja	FIN	15 MAY 1981	10	67.58 q
11	CASTELLS Berta	ESP	24 JAN 1984	1	66.61 q
12	ANDERSSON Tracey	SWE	5 DEC 1984	8	66.48 q
13	HOLM Mona	NOR	5 AUG 1983	11	66.18
14	PAPAYEORYIOU Alexáandra	GRE	17 DEC 1980	3	65.88
15	KLAAS Kathrin	GER	6 FEB 1984	10	65.82
16	ZADURA Malgorzata	POL	3 OCT 1982	3	65.45
17	FALZON Stéphanie	FRA	7 JAN 1983	8	64.34
18	TSANDER Volha	BLR	18 MAY 1976	9	62.69
19	SAFRÁNKOVÁ Katerina	CZE	8 JUN 1989	5	62.63
20	LEDVINOVÁ Lenka	CZE	11 AUG 1985	7	60.74
21	THEODOROU Paraskevi	CYP	15 MAR 1986	7	60.16
	PCHELNIK Daryia	BLR	20 DEC 1981	6	NM

INTERNET Service: www.european-athletics.org
Timing, Measurement & Data Service by  OMEGA

printed at WED 28 JUL 2010 23:26

Page 20 of 33

Results Day 2

Qualification (cont.)

Qualification		1	2	3
1	LYSENKO T	x	72.36	
2	HEIDLER B	71.85		
3	WLODARCZYK A	71.17		
4	SALIS S	70.33		
5	ZOLOTUHINA N	63.76	65.79	69.31
6	MARGHIEVA Z	69.22		
7	PERIE B	68.61	68.67	x
8	ORBÁN É	64.55	68.59	-
9	MARGHIEV M	x	67.47	67.84
10	KORPELA M	66.06	67.58	66.45
11	CASTELLS B	66.61	65.95	65.26
12	ANDERSSON T	x	62.07	66.48
13	HOLM M	62.72	66.10	66.18
14	PAPAYEORYÍOU A	65.12	65.70	65.88
15	KLAAS K	65.82	65.49	x
16	ZADURA M	62.26	65.45	64.78
17	FALZON S	64.30	x	64.34
18	TSANDER V	x	62.69	x
19	SAFRÁNKOVÁ K	x	62.63	x
20	LEDVINOVÁ L	x	x	60.74
21	THEODOROU P	57.50	59.68	60.16
	PCHELNIK D	x	x	x

Hammer Women
Qualification Group A
28 JUL 2010 / 10:10

Rank	Name	Nat	Date of Birth	Order	Result
1	WLODARCZYK Anita	POL	8 AUG 1985	1	71.17 Q
2	SALIS Silvia	ITA	17 SEP 1985	2	70.33 Q
3	ZOLOTUHINA Nataliya	UKR	4 JAN 1985	5	69.31 Q
4	MARGHIEVA Marina	MDA	28 JUN 1986	4	67.84 q
5	ANDERSSON Tracey	SWE	5 DEC 1984	8	66.48 q
6	HOLM Mona	NOR	5 AUG 1983	11	66.18
7	PAPAYEORYÍOU Alexáandra	GRE	17 DEC 1980	3	65.88
8	KLAAS Kathrin	GER	6 FEB 1984	10	65.82
9	TSANDER Volha	BLR	18 MAY 1976	9	62.69
10	LEDVINOVÁ Lenka	CZE	11 AUG 1985	7	60.74
	PCHELNIK Daryia	BLR	20 DEC 1981	6	NM

		1	2	3
1	WLODARCZYK A	71.17		
2	SALIS S	70.33		
3	ZOLOTUHINA N	63.76	65.79	69.31
4	MARGHIEV M	x	67.47	67.84
5	ANDERSSON T	x	62.07	66.48
6	HOLM M	62.72	66.10	66.18
7	PAPAYEORYÍOU A	65.12	65.70	65.88
8	KLAAS K	65.82	65.49	x
9	TSANDER V	x	62.69	x
10	LEDVINOVÁ L	x	x	60.74
	PCHELNIK D	x	x	x

Results Day 2
Hammer Women
Qualification Group B
28 JUL 2010 / 12:00


Rank	Name	Nat	Date of Birth	Order	Result
1	LYSENKO Tatyana	RUS	9 OCT 1983	11	72.36 Q
2	HEIDLER Betty	GER	14 OCT 1983	6	71.85 Q
3	MARGHIEVA Zalina	MDA	5 FEB 1988	9	69.22 Q
4	PERIE Bianca	ROU	1 JUN 1990	4	68.67 q
5	ORBÁN Éva	HUN	29 NOV 1984	2	68.59 q
6	KORPELA Merja	FIN	15 MAY 1981	10	67.58 q
7	CASTELLS Berta	ESP	24 JAN 1984	1	66.61 q
8	ZADURA Malgorzata	POL	3 OCT 1982	3	65.45
9	FALZON Stéphanie	FRA	7 JAN 1983	8	64.34
10	SAFRÁNKOVÁ Katerina	CZE	8 JUN 1989	5	62.63
11	THEODOROU Paraskevi	CYP	15 MAR 1986	7	60.16

		1	2	3
1	LYSENKO T	x	72.36	
2	HEIDLER B	71.85		
3	MARGHIEVA Z	69.22		
4	PERIE B	68.61	68.67	x
5	ORBÁN É	64.55	68.59	-
6	KORPELA M	66.06	67.58	66.45
7	CASTELLS B	66.61	65.95	65.26
8	ZADURA M	62.26	65.45	64.78
9	FALZON S	64.30	x	64.34
10	SAFRÁNKOVÁ K	x	62.63	x
11	THEODOROU P	57.50	59.68	60.16

Qualified: qualifying perf. 69.00 (Q) or 12 best performers (q) to the advance to the Final

20 km Walk Women
Final
28 JUL 2010 / 8:05

Rank	Name	Nat	Date of Birth	Order	Result
1	KANISKINA Olga	RUS	19 JAN 1985	16	1:27:44 SB
2	KIRDYAPKINA Anisya	RUS	23 OCT 1989	10	1:28:55
3	SOKOLOVA Vera	RUS	8 JUN 1987	13	1:29:32
4	SEEGER Melanie	GER	8 JAN 1977	20	1:29:43
5	PASCUAL Beatriz	ESP	9 MAY 1982	11	1:29:52
6	SANTOS Vera	POR	3 DEC 1981	9	1:30:52
7	SALTANOVIC Kristina	LTU	20 FEB 1975	19	1:31:40 SB
8	CABECINHA Ana	POR	29 APR 1984	2	1:31:48
9	HENRIQUES Inês	POR	1 MAY 1980	12	1:32:26
10	JACKSON Jo	GBR	17 JAN 1985	1	1:33:33
11	POVES María José	ESP	16 MAR 1978	21	1:34:19
12	DYGACZ Agnieszka	POL	18 JUL 1985	3	1:34:51
13	VIRBALYTE-DIMSIENE Brigita	LTU	1 FEB 1985	22	1:35:00
14	YATSEVICH Nastassia	BLR	18 JAN 1985	15	1:36:59
15	AIDIETYTE Neringa	LTU	5 JUN 1983	8	1:37:32
16	PELANTOVÁ Lucie	CZE	7 MAY 1986	6	1:41:35
	LOUGHNANE Olive	IRL	14 JAN 1976	17	DNF
	MALIKOVA Zuzana	SVK	2 AUG 1983	4	DNF
	MATVEYUK Alina	BLR	29 JUL 1990	7	DNF
	VASCO María	ESP	26 DEC 1975	18	DNF
	BUZIAK Paulina	POL	16 DEC 1986	5	DQ
	DI VINCENZO Sibilla	ITA	22 JAN 1983	14	DQ

INTERNET Service: www.european-athletics.org
Timing, Measurement & Data Service by  OMEGA

printed at WED 28 JUL 2010 23:26

Page 22 of 33

Results Day 2
Final (cont.)

Intermediate times:	2km	9:27	LOUGHNANE Olive (IRL)
	4km	18:33	KIRDYAPKINA Anisya (RUS)
	6km	27:09	KANISKINA Olga (RUS)
	8km	35:37	KANISKINA Olga (RUS)
	10km	44:11	KANISKINA Olga (RUS)
	12km	52:44	KANISKINA Olga (RUS)
	14km	1:01:21	KANISKINA Olga (RUS)
	16km	1:09:59	KANISKINA Olga (RUS)
	18km	1:18:43	KANISKINA Olga (RUS)

Decathlon
100m Men - Decathlon
28 JUL 2010 / 10:00

Rank	Name	Nat	Date of Birth	Lane	Result	Points
1	KASYANOV Olesiy	UKR	26 AUG 1985	7	10.60	952 SB
2	DRAUDVILA Darius	LTU	29 MAR 1983	2	10.71	926 PB
3	SINTNICOLAAS Eelco	NED	7 APR 1987	6	10.71	926 PB
4	DUDAS Mihail	SRB	15 NOV 1989	3	10.82	901
5	MIKHAN Eduard	BLR	7 JUN 1989	1	10.84	897 SB
6	VOS Ingmar	NED	28 MAY 1986	5	10.95	872
7	HALVARI Mikko	FIN	4 MAR 1983	6	10.98	865 SB
7	SARCEVIC Igor	SRB	25 AUG 1984	8	10.98	865 PB
9	RAJA Andres	EST	2 JUN 1982	4	11.00	861
10	BARRAS Romain	FRA	1 AUG 1980	9	11.09	841
10	GEFFROUAIS Florian	FRA	5 DEC 1988	2	11.09	841 PB
12	ALMGREN Daniel	SWE	30 NOV 1979	7	11.14	830
13	EL FASSI Nadir	FRA	23 SEP 1983	2	11.16	825
14	DROZDOV Aleksey	RUS	3 DEC 1983	4	11.16	825 =SB
15	NIKITIN Yevhen	UKR	9 JAN 1985	1	11.17	823
16	PAHAPILL Mikk	EST	18 JUL 1983	8	11.18	821
17	ARRO Mikk-Mihkel	EST	28 MAR 1984	8	11.19	819
17	WIBERG Nicklas	SWE	16 APR 1985	7	11.19	819
19	VAN ALPHEN Hans	BEL	12 JAN 1982	9	11.20	817
20	SCHWARZL Roland	AUT	10 DEC 1980	9	11.23	810 =SB
21	WALTER Simon	SUI	13 MAR 1985	5	11.25	806
22	KRAUCHANKA Andrei	BLR	4 JAN 1986	3	11.26	804
23	DRÓZDZ Marcin	POL	21 MAR 1983	1	11.31	793
24	KHARLAMOV Vasiliy	RUS	8 JAN 1986	3	11.39	776
25	FÉLIX Agustín	ESP	14 MAR 1979	4	11.41	771
26	RISE Lars Vikan	NOR	23 NOV 1988	5	11.46	761
27	VAISJUNS Atis	LAT	27 SEP 1982	6	11.55	742

Decathlon
100m Men - Decathlon Heat 1 (3)
28 JUL 2010 / 10:00

Wind: +0.1 m/s

Rank	Name	Nat	Date of Birth	Lane	Reaction time	Fn	Result	Points
1	SARCEVIC Igor	SRB	25 AUG 1984	8	0.184		10.98	865 PB
2	GEFFROUAIS Florian	FRA	5 DEC 1988	2	0.178		11.09	841 PB
3	WIBERG Nicklas	SWE	16 APR 1985	7	0.243		11.19	819
4	SCHWARZL Roland	AUT	10 DEC 1980	9			11.23	810 =SB
5	DRÓZDZ Marcin	POL	21 MAR 1983	1	0.174		11.31	793
6	KHARLAMOV Vasiliy	RUS	8 JAN 1986	3	0.174	F1	11.39	776
7	FÉLIX Agustín	ESP	14 MAR 1979	4	0.147		11.41	771
8	RISE Lars Vikan	NOR	23 NOV 1988	5	0.157		11.46	761
9	VAISJUNS Atis	LAT	27 SEP 1982	6	0.148		11.55	742

Results Day 2
Decathlon
100m Men - Decathlon Heat 2 (3)
28 JUL 2010 / 10:07

Wind: +0.8 m/s

Rank	Name	Nat	Date of Birth	Lane	Reaction time	Result	Points	
1	HALVARI Mikko	FIN	4 MAR 1983	6	0.167	10.98	865	SB
2	ALMGREN Daniel	SWE	30 NOV 1979	7	0.210	11.14	830	
3	EL FASSI Nadir	FRA	23 SEP 1983	2	0.211	11.16	825	
4	DROZDOV Aleksey	RUS	3 DEC 1983	4	0.156	11.16	825	=SB
5	NIKITIN Yevhen	UKR	9 JAN 1985	1	0.179	11.17	823	
6	PAHAPILL Mikk	EST	18 JUL 1983	8	0.177	11.18	821	
7	VAN ALPHEN Hans	BEL	12 JAN 1982	9	0.120	11.20	817	
8	WALTER Simon	SUI	13 MAR 1985	5	0.215	11.25	806	
9	KRAUCHANKA Andrei	BLR	4 JAN 1986	3	0.181	11.26	804	

Decathlon
100m Men - Decathlon Heat 3 (3)
28 JUL 2010 / 10:14

Wind: -0.6 m/s

Rank	Name	Nat	Date of Birth	Lane	Reaction time	Result	Points	
1	KASYANOV Oleksiy	UKR	26 AUG 1985	7	0.162	10.60	952	SB
2	DRAUDVILA Darius	LTU	29 MAR 1983	2	0.178	10.71	926	PB
3	SINTNICOLAAS Eelco	NED	7 APR 1987	6	0.223	10.71	926	PB
4	DUDAS Mihail	SRB	15 NOV 1989	3	0.130	10.82	901	
5	MIKHAN Eduard	BLR	7 JUN 1989	1	0.167	10.84	897	SB
6	VOS Ingmar	NED	28 MAY 1986	5	0.166	10.95	872	
7	RAJA Andres	EST	2 JUN 1982	4	0.169	11.00	861	
8	BARRAS Romain	FRA	1 AUG 1980	9	0.206	11.09	841	
9	ARRO Mikk-Mihkel	EST	28 MAR 1984	8	0.238	11.19	819	

CORRECTED
Results Day 2
Decathlon
400m Men - Decathlon

28 JUL 2010 / 21:55

Rank	Name	Nat	Date of Birth	Lane	Result	Points
1	SINTNICOLAAS Eelco	NED	7 APR 1987	7	47.88	915
2	DUDAS Mihail	SRB	15 NOV 1989	6	47.92	913 SB
3	MIKHAN Eduard	BLR	7 JUN 1989	2	48.09	905 PB
4	BARRAS Romain	FRA	1 AUG 1980	4	48.33	893 SB
5	ALMGREN Daniel	SWE	30 NOV 1979	4	48.34	893 SB
6	DRAUDVILA Darius	LTU	29 MAR 1983	5	48.43	888 PB
7	WIBERG Nicklas	SWE	16 APR 1985	2	48.74	874
8	KRAUCHANKA Andrei	BLR	4 JAN 1986	2	49.01	861 SB
9	RAJA Andres	EST	2 JUN 1982	8	49.12	856 SB
10	GEFFROUAIS Florian	FRA	5 DEC 1988	5	49.15	854 PB
11	WALTER Simon	SUI	13 MAR 1985	3	49.19	852
12	KHARLAMOV Vasilii	RUS	8 JAN 1986	6	49.38	843 SB
13	KASYANOV Oleksiy	UKR	26 AUG 1985	8	49.41	842
14	VAN ALPHEN Hans	BEL	12 JAN 1982	7	49.44	841 SB
15	SARCEVIC Igor	SRB	25 AUG 1984	3	49.64	831 PB
16	HALVARI Mikko	FIN	4 MAR 1983	7	49.79	824 PB
17	PAHAPILL Mikk	EST	18 JUL 1983	5	50.13	809 SB
18	SCHWARZL Roland	AUT	10 DEC 1980	4	50.16	807 SB
19	EL FASSI Nadir	FRA	23 SEP 1983	5	50.20	805
20	RISE Lars Vikan	NOR	23 NOV 1988	2	50.47	793
21	VOS Ingmar	NED	28 MAY 1986	3	50.64	785 SB
22	DROZDOV Aleksey	RUS	3 DEC 1983	3	50.88	774 SB
23	DRÓZDZ Marcin	POL	21 MAR 1983	6	51.26	757
24	ARRO Mikk-Mihkel	EST	28 MAR 1984	8	51.58	743
25	VAISJUNS Atis	LAT	27 SEP 1982	7	51.86	731
26	FÉLIX Agustín	ESP	14 MAR 1979	4	52.29	712 SB
	NIKITIN Yevhen	UKR	9 JAN 1985	6	DNS	

Decathlon
400m Men - Decathlon Heat 1 (4)

28 JUL 2010 / 21:55


Rank	Name	Nat	Date of Birth	Lane	Reaction time	Result	Points
1	WIBERG Nicklas	SWE	16 APR 1985	2	0.261	48.74	874
2	EL FASSI Nadir	FRA	23 SEP 1983	5	0.306	50.20	805
3	DROZDOV Aleksey	RUS	3 DEC 1983	3	0.227	50.88	774 SB
4	DRÓZDZ Marcin	POL	21 MAR 1983	6	0.186	51.26	757
5	VAISJUNS Atis	LAT	27 SEP 1982	7	0.159	51.86	731
6	FÉLIX Agustín	ESP	14 MAR 1979	4	0.209	52.29	712 SB

Decathlon
400m Men - Decathlon Heat 2 (4)

28 JUL 2010 / 22:00

Rank	Name	Nat	Date of Birth	Lane	Reaction time	Result	Points
1	KHARLAMOV Vasilii	RUS	8 JAN 1986	6	0.192	49.38	843 SB
2	HALVARI Mikko	FIN	4 MAR 1983	7	0.200	49.79	824 PB
3	PAHAPILL Mikk	EST	18 JUL 1983	5	0.202	50.13	809 SB
4	SCHWARZL Roland	AUT	10 DEC 1980	4	0.187	50.16	807 SB
5	RISE Lars Vikan	NOR	23 NOV 1988	2	0.161	50.47	793
6	VOS Ingmar	NED	28 MAY 1986	3	0.228	50.64	785 SB
7	ARRO Mikk-Mihkel	EST	28 MAR 1984	8	0.249	51.58	743

 INTERNET Service: www.european-athletics.org

 Timing, Measurement & Data Service by  **OMEGA**

printed at WED 28 JUL 2010 23:26

Page 25 of 33

Results Day 2
Decathlon
400m Men - Decathlon Heat 3 (4)
28 JUL 2010 / 22:05


Rank	Name	Nat	Date of Birth	Lane	Reaction time	Result	Points
1	ALMGREN Daniel	SWE	30 NOV 1979	4	0.211	48.34	893 SB
2	KRAUCHANKA Andrei	BLR	4 JAN 1986	2	0.215	49.01	861 SB
3	RAJA Andres	EST	2 JUN 1982	8	0.163	49.12	856 SB
4	GEFFROUAIS Florian	FRA	5 DEC 1988	5	0.216	49.15	854 PB
5	VAN ALPHEN Hans	BEL	12 JAN 1982	7	0.175	49.44	841 SB
6	SARCEVIC Igor	SRB	25 AUG 1984	3	0.263	49.64	831 PB
	NIKITIN Yevhen	UKR	9 JAN 1985	6		DNS	

Decathlon
400m Men - Decathlon Heat 4 (4)
28 JUL 2010 / 22:10

Rank	Name	Nat	Date of Birth	Lane	Reaction time	Result	Points
1	SINTNICOLAAS Eelco	NED	7 APR 1987	7	0.212	47.88	915 PB
2	DUDAS Mihail	SRB	15 NOV 1989	6	0.260	47.92	913 SB
3	MIKHAN Eduard	BLR	7 JUN 1989	2	0.214	48.09	905 PB
4	BARRAS Romain	FRA	1 AUG 1980	4	0.199	48.33	893 SB
5	DRAUDVILA Darius	LTU	29 MAR 1983	5	0.133	48.43	888 PB
6	WALTER Simon	SUI	13 MAR 1985	3	0.192	49.19	852
7	KASYANOV Oleksiy	UKR	26 AUG 1985	8	0.181	49.41	842

Decathlon
High Jump Men - Decathlon
28 JUL 2010 / 18:00

Rank	Name	Nat	Date of Birth	Order	Result	Points
1	KRAUCHANKA Andrei	BLR	4 JAN 1986	2	2.10	896 SB
2	DROZDOV Aleksey	RUS	3 DEC 1983	6	2.07	868
3	PAHAPILL Mikk	EST	18 JUL 1983	3	2.07	868 SB
4	DRAUDVILA Darius	LTU	29 MAR 1983	14	2.04	840 SB
5	WIBERG Nicklas	SWE	16 APR 1985	12	2.04	840
6	BARRAS Romain	FRA	1 AUG 1980	4	2.04	840 PB
7	DRÓZDZ Marcin	POL	21 MAR 1983	11	2.04	840
8	KASYANOV Oleksiy	UKR	26 AUG 1985	13	2.04	840 SB
8	RAJA Andres	EST	2 JUN 1982	8	2.04	840 PB
10	WALTER Simon	SUI	13 MAR 1985	9	2.01	813 =PB
11	DUDAS Mihail	SRB	15 NOV 1989	7	2.01	813 SB
12	VOS Ingmar	NED	28 MAY 1986	1	2.01	813 SB
13	SARCEVIC Igor	SRB	25 AUG 1984	10	2.01	813 =PB
14	VAISJUNS Atis	LAT	27 SEP 1982	9	1.98	785
15	RISE Lars Vikan	NOR	23 NOV 1988	10	1.95	758 SB
16	SINTNICOLAAS Eelco	NED	7 APR 1987	1	1.95	758
17	MIKHAN Eduard	BLR	7 JUN 1989	11	1.92	731
18	FÉLIX Agustín	ESP	14 MAR 1979	5	1.92	731
18	KHARLAMOV Vasiliy	RUS	8 JAN 1986	2	1.92	731
20	ALMGREN Daniel	SWE	30 NOV 1979	7	1.89	705
20	EL FASSI Nadir	FRA	23 SEP 1983	12	1.89	705
20	HALVARI Mikko	FIN	4 MAR 1983	3	1.89	705 SB
23	VAN ALPHEN Hans	BEL	12 JAN 1982	5	1.89	705
24	SCHWARZL Roland	AUT	10 DEC 1980	8	1.86	679
25	ARRO Mikk-Mihkel	EST	28 MAR 1984	6	1.86	679
26	GEFFROUAIS Florian	FRA	5 DEC 1988	13	1.86	679
	NIKITIN Yevhen	UKR	9 JAN 1985	4		DNS

INTERNET Service: www.european-athletics.org
Timing, Measurement & Data Service by  OMEGA

printed at WED 28 JUL 2010 23:26

Page 26 of 33

Results Day 2


High Jump Men - Decathlon (cont.)

High Jump Men - Decathlon	1.77	1.80	1.83	1.86	1.89	1.92	1.95	1.98	2.01	2.04	2.07	2.10	2.13
1 KRAUCHANKA A	-	-	-	-	-	0	-	0	0	0	XO	XXO	XXX
2 DROZDOV A	-	-	-	-	-	0	-	0	0	0	0	XXX	
3 PAHAPILL M	-	-	-	-	-	0	0	XO	0	XXO	XXO	XXX	
4 DRAUDVILA D	-	-	-	-	-	0	0	0	0	0	XXX		
5 WIBERG N	-	-	-	-	-	0	0	XO	0	0	XXX		
6 BARRAS R	-	-	-	0	-	0	0	0	0	XO	XXX		
7 DRÓZDZ M	-	-	-	-	0	-	XO	XO	XO	XO	XXX		
8 KASYANOV O	-	-	-	-	0	-	0	0	XXO	XXO	XXX		
8 RAJA A	-	-	-	-	0	0	0	0	XXO	XXO	XXX		
10 WALTER S	-	-	-	0	-	0	0	XXO	0	XXX			
11 DUDAS M	-	-	-	XO	-	XO	XO	XO	0	XXX			
12 VOS I	-	-	-	-	-	XO	0	XO	XO	XXX			
13 SARCEVIC I	-	-	0	XO	0	XO	0	XXO	XO	XXX			
14 VAISJUNS A	-	-	-	-	0	XXO	-	XO	XXX				
15 RISE L	0	-	0	0	0	0	XXO	XXX					
16 SINTNICOLAAS E	-	-	-	0	-	XO	XXO	XXX					
17 MIKHAN E	-	-	-	-	XO	0	XXX						
18 FÉLIX A	-	-	-	0	-	XXO	XXX						
18 KHARLAMOV V	-	-	-	0	0	XXO	XXX						
20 ALMGREN D	-	-	-	-	0	XXX							
20 EL FASSI N	-	-	-	-	0	XXX							
20 HALVARI M	-	0	0	0	0	XXX							
23 van ALPHEN H	-	-	-	XO	XXO	XXX							
24 SCHWARZL R	-	-	-	0	XXX								
25 ARRO M	0	0	0	XO	XXX								
26 GEFFROUAIS F	XXO	-	-	XXO	-	XXX							
NIKITIN Y													

Decathlon
High Jump Men - Decathlon Group A
28 JUL 2010 / 18:00

Rank	Name	Nat	Date of Birth	Order	Result	Points
1	WIBERG Nicklas	SWE	16 APR 1985	12	2.04	840
2	VAISJUNS Atis	LAT	27 SEP 1982	9	1.98	785
3	RISE Lars Vikan	NOR	23 NOV 1988	10	1.95	758 SB
4	SINTNICOLAAS Eelco	NED	7 APR 1987	1	1.95	758
5	MIKHAN Eduard	BLR	7 JUN 1989	11	1.92	731
6	KHARLAMOV Vasilij	RUS	8 JAN 1986	2	1.92	731
7	ALMGREN Daniel	SWE	30 NOV 1979	7	1.89	705
7	HALVARI Mikko	FIN	4 MAR 1983	3	1.89	705 SB
9	VAN ALPHEN Hans	BEL	12 JAN 1982	5	1.89	705
10	SCHWARZL Roland	AUT	10 DEC 1980	8	1.86	679
11	ARRO Mikk-Mihkel	EST	28 MAR 1984	6	1.86	679
12	GEFFROUAIS Florian	FRA	5 DEC 1988	13	1.86	679
	NIKITIN Yevhen	UKR	9 JAN 1985	4	DNS	

	1.77	1.80	1.83	1.86	1.89	1.92	1.95	1.98	2.01	2.04	2.07
1 WIBERG N	-	-	-	-	-	0	0	XO	0	0	XXX
2 VAISJUNS A	-	-	-	-	0	XXO	-	XO	XXX		
3 RISE L	0	-	0	0	0	0	XXO	XXX			
4 SINTNICOLAAS E	-	-	-	0	-	XO	XXO	XXX			
5 MIKHAN E	-	-	-	0	XO	0	XXX				
6 KHARLAMOV V	-	-	-	0	0	XXO	XXX				
7 ALMGREN D	-	-	-	0	0	XXX					
7 HALVARI M	-	0	0	0	0	XXX					
9 van ALPHEN H	-	-	-	XO	XXO	XXX					
10 SCHWARZL R	-	-	-	0	XXX						
11 ARRO M	0	0	0	XO	XXX						
12 GEFFROUAIS F	XXO	-	-	XXO	-	XXX					
NIKITIN Y											

INTERNET Service: www.european-athletics.org
Timing, Measurement & Data Service by  OMEGA

printed at WED 28 JUL 2010 23:26

Page 27 of 33

Results Day 2

Decathlon

High Jump Men - Decathlon Group B

28 JUL 2010 / 18:00

Rank	Name	Nat	Date of Birth	Order	Result	Points
1	KRAUCHANKA Andrei	BLR	4 JAN 1986	2	2.10	896 SB
2	DROZDOV Aleksey	RUS	3 DEC 1983	6	2.07	868
3	PAHAPILL Mikk	EST	18 JUL 1983	3	2.07	868 SB
4	DRAUDVILA Darius	LTU	29 MAR 1983	14	2.04	840 SB
5	BARRAS Romain	FRA	1 AUG 1980	4	2.04	840 PB
6	DRÓZDZ Marcin	POL	21 MAR 1983	11	2.04	840
7	KASYANOV Oleksiy	UKR	26 AUG 1985	13	2.04	840 SB
7	RAJA Andres	EST	2 JUN 1982	8	2.04	840 PB
9	WALTER Simon	SUI	13 MAR 1985	9	2.01	813 =PB
10	DUDAS Mihail	SRB	15 NOV 1989	7	2.01	813 SB
11	VOS Ingmar	NED	28 MAY 1986	1	2.01	813 SB
12	SARCEVIC Igor	SRB	25 AUG 1984	10	2.01	813 =PB
13	FÉLIX Agustín	ESP	14 MAR 1979	5	1.92	731
14	EL FASSI Nadir	FRA	23 SEP 1983	12	1.89	705


		1.77	1.80	1.83	1.86	1.89	1.92	1.95	1.98	2.01	2.04	2.07	2.10	2.13
1	KRAUCHANKA A	-	-	-	-	-	0	-	0	0	0	XO	XXO	XXX
2	DROZDOV A	-	-	-	-	-	0	-	0	0	0	0	XXX	
3	PAHAPILL M	-	-	-	-	-	0	0	XO	0	XXO	XXO	XXX	
4	DRAUDVILA D	-	-	-	-	-	0	0	0	0	0	XXX		
5	BARRAS R	-	-	-	0	-	0	0	0	0	XO	XXX		
6	DRÓZDZ M	-	-	-	-	0	-	XO	XO	XO	XO	XXX		
7	KASYANOV O	-	-	-	-	0	-	0	0	XXO	XXO	XXX		
7	RAJA A	-	-	-	-	0	0	0	0	XXO	XXO	XXX		
9	WALTER S	-	-	-	0	-	0	0	XXO	0	XXX			
10	DUDAS M	-	-	-	XO	-	XO	XO	XO	0	XXX			
11	VOS I	-	-	-	-	-	XO	0	XO	XO	XXX			
12	SARCEVIC I	-	-	0	XO	0	XO	0	XXO	XO	XXX			
13	FÉLIX A	-	-	-	0	-	XXO	XXX						
14	EL FASSI N	-	-	-	-	0	XXX							

Results Day 2

Decathlon
Long Jump Men - Decathlon
28 JUL 2010 / 11:00

Rank	Name	Nat	Date of Birth	Order	Result	Points
1	KASYANOV Oleksiy	UKR	26 AUG 1985	7	7.88	1030
2	KRAUCHANKA Andrei	BLR	4 JAN 1986	12	7.76	1000 SB
3	SCHWARZL Roland	AUT	10 DEC 1980	10	7.68	980 PB
4	PAHAPILL Mikk	EST	18 JUL 1983	2	7.67	977 SB
5	VOS Ingmar	NED	28 MAY 1986	11	7.56	950 PB
6	SINTNICOLAAS Eelco	NED	7 APR 1987	3	7.54	945 SB
7	DRAUDVILA Darius	LTU	29 MAR 1983	8	7.52	940 PB
8	MIKHAN Eduard	BLR	7 JUN 1989	6	7.47	927 SB
9	DUDAS Mihail	SRB	15 NOV 1989	5	7.46	925
10	EL FASSI Nadir	FRA	23 SEP 1983	8	7.42	915 SB
11	RAJA Andres	EST	2 JUN 1982	14	7.38	905
12	SARCEVIC Igor	SRB	25 AUG 1984	10	7.36	900 PB
13	DROZDOV Aleksey	RUS	3 DEC 1983	9	7.35	898 SB
14	WIBERG Nicklas	SWE	16 APR 1985	6	7.29	883
15	ALMGREN Daniel	SWE	30 NOV 1979	5	7.29	883 SB
16	KHARLAMOV Vasilij	RUS	8 JAN 1986	13	7.28	881
17	VAN ALPHEN Hans	BEL	12 JAN 1982	4	7.26	876 SB
18	BARRAS Romain	FRA	1 AUG 1980	11	7.24	871 SB
19	FÉLIX Agustín	ESP	14 MAR 1979	1	7.21	864
20	ARRO Mikk-Mihkel	EST	28 MAR 1984	4	7.21	864
21	HALVARI Mikko	FIN	4 MAR 1983	12	7.19	859 SB
22	WALTER Simon	SUI	13 MAR 1985	9	7.05	826
23	RISE Lars Vikan	NOR	23 NOV 1988	13	7.03	821
24	VAISJUNS Atis	LAT	27 SEP 1982	2	6.90	790
25	GEFFROUAIS Florian	FRA	5 DEC 1988	7	6.88	785
26	DRÓZDZ Marcin	POL	21 MAR 1983	3	6.85	778
27	NIKITIN Yevhen	UKR	9 JAN 1985	1	6.75	755

	1	2	3	
1	KASYANOV O	7.88 (-0.7)	x (-0.6)	x (-0.7)
2	KRAUCHANKA A	7.56 (-2.3)	7.76 (-0.9)	x (-1.2)
3	SCHWARZL R	x (+1.2)	7.49 (+0.6)	7.68 (-2.4)
4	PAHAPILL M	7.41 (+1.1)	x (+1.7)	7.67 (+1.8)
5	VOS I	7.19 (+1.1)	7.18 (+0.4)	7.56 (+0.6)
6	SINTNICOLAAS E	7.18 (+0.3)	7.42 (-1.3)	7.54 (+0.5)
7	DRAUDVILA D	7.52 (+1.9)	7.48 (+0.9)	7.41 (+1.1)
8	MIKHAN E	7.47 (+0.5)	7.29 (+2.0)	7.39 (-1.0)
9	DUDAS M	7.29 (-0.6)	7.46 (+0.7)	7.36 (-1.3)
10	EL FASSI N	7.42 (0.0)	-	-
11	RAJA A	7.00 (-0.1)	7.32 (+2.2)	7.38 (-1.7)
12	SARCEVIC I	7.15 (+0.7)	7.36 (-0.1)	7.27 (+0.6)
13	DROZDOV A	x (-0.1)	7.23 (0.0)	7.35 (-0.2)
14	WIBERG N	7.29 (+2.1)	7.16 (+2.7)	7.21 (+0.9)
15	ALMGREN D	7.29 (-0.3)	6.82 (+0.4)	x (+2.1)
16	KHARLAMOV V	7.03 (-1.0)	7.26 (-0.5)	7.28 (-1.8)
17	van ALPHEN H	7.22 (+1.4)	7.26 (0.0)	7.25 (+0.7)
18	BARRAS R	x (+0.6)	7.24 (+1.5)	x (+1.9)
19	FÉLIX A	7.21 (+1.0)	7.17 (+0.2)	x (-1.0)
20	ARRO M	x (+1.1)	7.21 (+2.5)	x (+1.4)
21	HALVARI M	7.19 (+1.5)	7.13 (+0.7)	x (+2.6)
22	WALTER S	6.96 (-0.1)	7.05 (+2.0)	x (+0.9)
23	RISE L	6.81 (+0.7)	7.03 (+0.7)	7.00 (+1.7)
24	VAISJUNS A	x (+1.7)	6.90 (+0.7)	x (+1.8)
25	GEFFROUAIS F	5.08 (+1.2)	x (+0.7)	6.88 (+2.1)
26	DRÓZDZ M	6.85 (+1.0)	6.72 (+1.0)	6.70 (+1.6)
27	NIKITIN Y	x (+1.1)	6.54 (0.0)	6.75 (+0.9)

INTERNET Service: www.european-athletics.org
Timing, Measurement & Data Service by  OMEGA

printed at WED 28 JUL 2010 23:26

Page 29 of 33

CORRECTED
Results Day 2
Decathlon
Long Jump Men - Decathlon Group A
28 JUL 2010 / 11:00


Rank	Name	Nat	Date of Birth	Order	Result	Points
1	DRAUDVILA Darius	LTU	29 MAR 1983	8	7.52	940 PB
2	SARCEVIC Igor	SRB	25 AUG 1984	10	7.36	900 PB
3	WIBERG Nicklas	SWE	16 APR 1985	6	7.29	883
4	ALMGREN Daniel	SWE	30 NOV 1979	5	7.29	883 SB
5	VAN ALPHEN Hans	BEL	12 JAN 1982	4	7.26	876 SB
6	BARRAS Romain	FRA	1 AUG 1980	11	7.24	871 SB
7	HALVARI Mikko	FIN	4 MAR 1983	12	7.19	859 SB
8	WALTER Simon	SUI	13 MAR 1985	9	7.05	826
9	RISE Lars Vikan	NOR	23 NOV 1988	13	7.03	821
10	VAISJUNS Atis	LAT	27 SEP 1982	2	6.90	790
11	GEFFROUAIS Florian	FRA	5 DEC 1988	7	6.88	785
12	DRÓZDZ Marcin	POL	21 MAR 1983	3	6.85	778
13	NIKITIN Yevhen	UKR	9 JAN 1985	1	6.75	755

		1	2	3
1	DRAUDVILA D	7.52 (+1.9)	7.48 (+0.9)	7.41 (+1.1)
2	SARCEVIC I	7.15 (+0.7)	7.36 (-0.1)	7.27 (+0.6)
3	WIBERG N	7.29 (+2.1)	7.16 (+2.7)	7.21 (+0.9)
4	ALMGREN D	7.29 (-0.3)	6.82 (+0.4)	x (+2.1)
5	van ALPHEN H	7.22 (+1.4)	7.26 (0.0)	7.25 (+0.7)
6	BARRAS R	x (+0.6)	7.24 (+1.5)	x (+1.9)
7	HALVARI M	7.19 (+1.5)	7.13 (+0.7)	x (+2.6)
8	WALTER S	6.96 (-0.1)	7.05 (+2.0)	x (+0.9)
9	RISE L	6.81 (+0.7)	7.03 (+0.7)	7.00 (+1.7)
10	VAISJUNS A	x (+1.7)	6.90 (+0.7)	x (+1.8)
11	GEFFROUAIS F	5.08 (+1.2)	x (+0.7)	6.88 (+2.1)
12	DRÓZDZ M	6.85 (+1.0)	6.72 (+1.0)	6.70 (+1.6)
13	NIKITIN Y	x (+1.1)	6.54 (0.0)	6.75 (+0.9)

Decathlon
Long Jump Men - Decathlon Group B
28 JUL 2010 / 11:00

Rank	Name	Nat	Date of Birth	Order	Result	Points
1	KASYANOV Oleksiy	UKR	26 AUG 1985	7	7.88	1030
2	KRAUCHANKA Andrei	BLR	4 JAN 1986	12	7.76	1000 SB
3	SCHWARZL Roland	AUT	10 DEC 1980	10	7.68	980 PB
4	PAHAPILL Mikk	EST	18 JUL 1983	2	7.67	977 SB
5	VOS Ingmar	NED	28 MAY 1986	11	7.56	950 PB
6	SINTNICOLAAS Eelco	NED	7 APR 1987	3	7.54	945 SB
7	MIKHAN Eduard	BLR	7 JUN 1989	6	7.47	927 SB
8	DUDAS Mihail	SRB	15 NOV 1989	5	7.46	925
9	EL FASSI Nadir	FRA	23 SEP 1983	8	7.42	915 SB
10	RAJA Andres	EST	2 JUN 1982	14	7.38	905
11	DROZDOV Aleksey	RUS	3 DEC 1983	9	7.35	898 SB
12	KHARLAMOV Vasilij	RUS	8 JAN 1986	13	7.28	881
13	FÉLIX Agustín	ESP	14 MAR 1979	1	7.21	864
14	ARRO Mikk-Mihkel	EST	28 MAR 1984	4	7.21	864

 INTERNET Service: www.european-athletics.org

 Timing, Measurement & Data Service by  **OMEGA**

printed at WED 28 JUL 2010 23:26

Page 30 of 33

CORRECTED

Results Day 2

Long Jump Men - Decathlon Group B (cont.)

Long Jump Men - Decathlon Group B			1	2	3
1	KASYANOV O		7.88 (-0.7)	x (-0.6)	x (-0.7)
2	KRAUCHANKA A		7.56 (-2.3)	7.76 (-0.9)	x (-1.2)
3	SCHWARZL R		x (+1.2)	7.49 (+0.6)	7.68 (-2.4)
4	PAHAPILL M		7.41 (+1.1)	x (+1.7)	7.67 (+1.8)
5	VOS I		7.19 (+1.1)	7.18 (+0.4)	7.56 (+0.6)
6	SINTNICOLAAS E		7.18 (+0.3)	7.42 (-1.3)	7.54 (+0.5)
7	MIKHAN E		7.47 (+0.5)	7.29 (+2.0)	7.39 (-1.0)
8	DUDAS M		7.29 (-0.6)	7.46 (+0.7)	7.36 (-1.3)
9	EL FASSI N		7.42 (0.0)	-	-
10	RAJA A		7.00 (-0.1)	7.32 (+2.2)	7.38 (-1.7)
11	DROZDOV A		x (-0.1)	7.23 (0.0)	7.35 (-0.2)
12	KHARLAMOV V		7.03 (-1.0)	7.26 (-0.5)	7.28 (-1.8)
13	FÉLIX A		7.21 (+1.0)	7.17 (+0.2)	x (-1.0)
14	ARRO M		x (+1.1)	7.21 (+2.5)	x (+1.4)

Decathlon

Shot Put Men - Decathlon

28 JUL 2010 / 12:30

Rank	Name	Nat	Date of Birth	Order	Result	Points
1	DROZDOV Aleksey	RUS	3 DEC 1983	10	15.89	844
2	RISE Lars Vikan	NOR	23 NOV 1988	6	15.46	818
3	BARRAS Romain	FRA	1 AUG 1980	3	15.15	799
4	VAN ALPHEN Hans	BEL	12 JAN 1982	8	15.08	795 SB
5	DRAUDVILA Darius	LTU	29 MAR 1983	9	15.08	795 PB
6	PAHAPILL Mikk	EST	18 JUL 1983	7	14.93	785
7	WIBERG Nicklas	SWE	16 APR 1985	8	14.86	781
8	VAISJUNS Atis	LAT	27 SEP 1982	7	14.76	775
9	KHARLAMOV Vasilij	RUS	8 JAN 1986	14	14.67	769
10	HALVARI Mikko	FIN	4 MAR 1983	4	14.53	761
11	KRAUCHANKA Andrei	BLR	4 JAN 1986	12	14.32	748
12	KASYANOV Oleksiy	UKR	26 AUG 1985	5	14.27	745
13	ALMGREN Daniel	SWE	30 NOV 1979	5	14.18	739 PB
14	SCHWARZL Roland	AUT	10 DEC 1980	13	14.16	738
15	VOS Ingmar	NED	28 MAY 1986	11	14.06	732
16	DRÓZDZ Marcin	POL	21 MAR 1983	9	14.02	730 SB
17	NIKITIN Yevhen	UKR	9 JAN 1985	1	13.98	727
18	SARCEVIC Igor	SRB	25 AUG 1984	2	13.96	726
19	RAJA Andres	EST	2 JUN 1982	12	13.90	722
20	ARRO Mikk-Mihkel	EST	28 MAR 1984	11	13.79	715
21	EL FASSI Nadir	FRA	23 SEP 1983	10	13.79	715
22	DUDAS Mihail	SRB	15 NOV 1989	6	13.53	700 PB
23	FÉLIX Agustín	ESP	14 MAR 1979	13	13.42	693
24	MIKHAN Eduard	BLR	7 JUN 1989	3	13.34	688
25	SINTNICOLAAS Eelco	NED	7 APR 1987	4	13.12	675
26	WALTER Simon	SUI	13 MAR 1985	2	12.99	667
27	GEFFROUAIS Florian	FRA	5 DEC 1988	1	11.26	562

INTERNET Service: www.european-athletics.org

Timing, Measurement & Data Service by  OMEGA

printed at WED 28 JUL 2010 23:26

Page 31 of 33


Results Day 2
Shot Put Men - Decathlon (cont.)

Shot Put Men - Decathlon		1	2	3
1	DROZDOVA	15.89	14.89	x
2	RISE L	14.93	15.46	x
3	BARRAS R	14.69	15.15	15.05
4	van ALPHEN H	15.08	14.92	x
5	DRAUDVILA D	13.96	14.88	15.08
6	PAHAPILL M	14.19	13.82	14.93
7	WIBERG N	14.86	14.51	14.38
8	VAISJUNS A	14.76	14.40	x
9	KHARLAMOV V	x	14.67	14.65
10	HALVARI M	x	13.57	14.53
11	KRAUCHANKA A	13.31	14.14	14.32
12	KASYANOV O	13.08	14.27	13.70
13	ALMGREN D	13.90	14.18	x
14	SCHWARZL R	x	14.16	13.99
15	VOS I	13.99	14.06	x
16	DRÓZDZ M	13.59	14.02	x
17	NIKITIN Y	13.98	13.81	13.74
18	SARCEVIC I	13.07	13.96	13.23
19	RAJA A	x	13.90	x
20	ARRO M	13.75	x	13.79
21	EL FASSI N	13.56	13.79	x
22	DUDAS M	13.53	x	x
23	FÉLIX A	11.95	12.62	13.42
24	MIKHAN E	13.30	13.34	13.21
25	SINTNICOLAAS E	12.92	12.18	13.12
26	WALTER S	12.99	12.24	12.16
27	GEFFROUAIS F	x	11.26	x

Decathlon
Shot Put Men - Decathlon Group A
28 JUL 2010 / 12:30

Rank	Name	Nat	Date of Birth	Order	Result	Points
1	WIBERG Nicklas	SWE	16 APR 1985	8	14.86	781
2	VAISJUNS Atis	LAT	27 SEP 1982	7	14.76	775
3	KRAUCHANKA Andrei	BLR	4 JAN 1986	12	14.32	748
4	ALMGREN Daniel	SWE	30 NOV 1979	5	14.18	739 PB
5	VOS Ingmar	NED	28 MAY 1986	11	14.06	732
6	DRÓZDZ Marcin	POL	21 MAR 1983	9	14.02	730 SB
7	NIKITIN Yevhen	UKR	9 JAN 1985	1	13.98	727
8	EL FASSI Nadir	FRA	23 SEP 1983	10	13.79	715
9	DUDAS Mihail	SRB	15 NOV 1989	6	13.53	700 PB
10	FÉLIX Agustín	ESP	14 MAR 1979	13	13.42	693
11	MIKHAN Eduard	BLR	7 JUN 1989	3	13.34	688
12	SINTNICOLAAS Eelco	NED	7 APR 1987	4	13.12	675
13	WALTER Simon	SUI	13 MAR 1985	2	12.99	667

		1	2	3
1	WIBERG N	14.86	14.51	14.38
2	VAISJUNS A	14.76	14.40	x
3	KRAUCHANKA A	13.31	14.14	14.32
4	ALMGREN D	13.90	14.18	x
5	VOS I	13.99	14.06	x
6	DRÓZDZ M	13.59	14.02	x
7	NIKITIN Y	13.98	13.81	13.74
8	EL FASSI N	13.56	13.79	x
9	DUDAS M	13.53	x	x
10	FÉLIX A	11.95	12.62	13.42
11	MIKHAN E	13.30	13.34	13.21
12	SINTNICOLAAS E	12.92	12.18	13.12
13	WALTER S	12.99	12.24	12.16

INTERNET Service: www.european-athletics.org
Timing, Measurement & Data Service by  OMEGA

printed at WED 28 JUL 2010 23:26

Page 32 of 33

Results Day 2

Decathlon

Shot Put Men - Decathlon Group B

28 JUL 2010 / 12:30

Rank	Name	Nat	Date of Birth	Order	Result	Points
1	DROZDOV Aleksey	RUS	3 DEC 1983	10	15.89	844
2	RISE Lars Vikan	NOR	23 NOV 1988	6	15.46	818
3	BARRAS Romain	FRA	1 AUG 1980	3	15.15	799
4	VAN ALPHEN Hans	BEL	12 JAN 1982	8	15.08	795 SB
5	DRAUDVILA Darius	LTU	29 MAR 1983	9	15.08	795 PB
6	PAHAPILL Mikk	EST	18 JUL 1983	7	14.93	785
7	KHARLAMOV Vasilij	RUS	8 JAN 1986	14	14.67	769
8	HALVARI Mikko	FIN	4 MAR 1983	4	14.53	761
9	KASYANOV Olesiy	UKR	26 AUG 1985	5	14.27	745
10	SCHWARZL Roland	AUT	10 DEC 1980	13	14.16	738
11	SARCEVIC Igor	SRB	25 AUG 1984	2	13.96	726
12	RAJA Andres	EST	2 JUN 1982	12	13.90	722
13	ARRO Mikk-Mihkel	EST	28 MAR 1984	11	13.79	715
14	GEFFROUAIS Florian	FRA	5 DEC 1988	1	11.26	562

		1	2	3
1	DROZDOV A	15.89	14.89	x
2	RISE L	14.93	15.46	x
3	BARRAS R	14.69	15.15	15.05
4	van ALPHEN H	15.08	14.92	x
5	DRAUDVILA D	13.96	14.88	15.08
6	PAHAPILL M	14.19	13.82	14.93
7	KHARLAMOV V	x	14.67	14.65
8	HALVARI M	x	13.57	14.53
9	KASYANOV O	13.08	14.27	13.70
10	SCHWARZL R	x	14.16	13.99
11	SARCEVIC I	13.07	13.96	13.23
12	RAJA A	x	13.90	x
13	ARRO M	13.75	x	13.79
14	GEFFROUAIS F	x	11.26	x