

**Decathlon
100m**
20 JUL 2013 / 9:35

Rank	Name	Nat	Date of Birth	Lane	Result	Points
1	MENN Philipp	GER	6 APR 1995	4	10.74	919 PB
2	EKHOLM Fredrick	SWE	15 JUN 1994	3	10.85	894 PB
3	GFÖHLER Benjamin	SUI	27 JAN 1994	2	10.88	888 PB
4	LIKHANOV Yevgeniy	RUS	10 JAN 1995	4	10.94	874 PB
5	CHERKASOV Aleksey	RUS	22 OCT 1994	6	10.97	867 PB
6	MARTIN Axel	FRA	13 APR 1994	6	10.99	863 PB
7	SAVOLA Elmo	FIN	10 MAR 1995	8	11.03	854 PB
8	NOWAK Tim	GER	13 AUG 1995	3	11.04	852 PB
9	CHRIST Fabian	GER	18 SEP 1995	8	11.05	850 PB
9	TUONONEN Aleksi	FIN	1 APR 1994	2	11.05	850 =PB
11	CHLOND Kacper	POL	27 MAY 1994	7	11.08	843
12	STAS Vincent	BEL	4 MAY 1995	5	11.09	841 PB
13	SAMUELSSON Fredrik	SWE	16 FEB 1995	6	11.19	819 PB
14	TOTH Maxence	FRA	27 FEB 1994	2	11.25	806
15	ADAMCHUK Vadym	UKR	30 MAY 1994	4	11.31	793 PB
16	AKO BIENES Mathias	FRA	28 JUL 1995	7	11.34	786
17	ROSENBERG Kristjan	EST	16 MAY 1994	5	11.39	776 PB
18	TŠERNJAVSKI Taavi	EST	4 MAR 1995	8	11.45	763
19	ŐIGLANE Janek	EST	25 APR 1994	3	11.50	753 PB
20	GALAMBOS Zsolt	HUN	31 MAY 1994	7	11.65	721
	SÝKORA Jiri	CZE	20 JAN 1995	5	DNS	

**Decathlon
100m - Heat 1/3**
20 JUL 2013 / 9:35

Wind: +0.7 m/s

Rank	Name	Nat	Date of Birth	Lane	Reaction time	Result	Points
1	SAMUELSSON Fredrik	SWE	16 FEB 1995	6	0.157	11.19	819 PB
2	TOTH Maxence	FRA	27 FEB 1994	2	0.151	11.25	806
3	ADAMCHUK Vadym	UKR	30 MAY 1994	4	0.168	11.31	793 PB
4	ROSENBERG Kristjan	EST	16 MAY 1994	5	0.129	11.39	776 PB
5	TŠERNJAVSKI Taavi	EST	4 MAR 1995	8	0.226	11.45	763
6	ŐIGLANE Janek	EST	25 APR 1994	3	0.183	11.50	753 PB
7	GALAMBOS Zsolt	HUN	31 MAY 1994	7	0.182	11.65	721

**Decathlon
100m - Heat 2/3**
20 JUL 2013 / 9:43

Wind: +1.3 m/s

Rank	Name	Nat	Date of Birth	Lane	Reaction time	Result	Points
1	GFÖHLER Benjamin	SUI	27 JAN 1994	2	0.180	10.88	888 PB
2	LIKHANOV Yevgeniy	RUS	10 JAN 1995	4	0.200	10.94	874 PB
3	MARTIN Axel	FRA	13 APR 1994	6	0.173	10.99	863 PB
4	NOWAK Tim	GER	13 AUG 1995	3	0.184	11.04	852 PB
5	CHRIST Fabian	GER	18 SEP 1995	8	0.241	11.05	850 PB
6	STAS Vincent	BEL	4 MAY 1995	5	0.161	11.09	841 PB
7	AKO BIENES Mathias	FRA	28 JUL 1995	7	0.168	11.34	786

Results Day 3
Decathlon
100m - Heat 3/3
20 JUL 2013 / 9:51

Wind: +0.8 m/s

Rank	Name	Nat	Date of Birth	Lane	Reaction time	Result	Points
1	MENN Philipp	GER	6 APR 1995	4	0.187	10.74	919 PB
2	EKHOLM Fredrick	SWE	15 JUN 1994	3	0.160	10.85	894 PB
3	CHERKASOV Aleksey	RUS	22 OCT 1994	6	0.164	10.97	867 PB
4	SAVOLA Elmo	FIN	10 MAR 1995	8	0.186	11.03	854 PB
5	TUONONEN Alekski	FIN	1 APR 1994	2	0.154	11.05	850 =PB
6	CHLOND Kacper	POL	27 MAY 1994	7	0.177	11.08	843
	SÝKORA Jiri	CZE	20 JAN 1995	5		DNS	

200m Men
Semifinal
20 JUL 2013 / 16:00

Rank	Name	Nat	Date of Birth	Lane	Result	
1	REID Leon	GBR	26 JUL 1994	5	20.62	Q PB
2	MITCHELL-BLAKE Nethaneel	GBR	2 APR 1994	6	20.70	Q PB
3	ZEZE Mickael-Meba	FRA	19 MAY 1994	3	20.76	Q
4	HUDSON-SMITH Matthew	GBR	26 OCT 1994	6	20.88	Q PB
4	LAWLER Marcus	IRL	28 FEB 1995	3	20.88	Q
6	DESALU Eseosa	ITA	19 FEB 1994	5	20.92	Q PB
7	VANDEBEMDEN Robin	BEL	10 FEB 1994	8	20.99	q PB
8	DIMITROV Denis	BUL	10 FEB 1994	4	21.03	q PB
9	ANOUMAN Guy-Elphège	FRA	13 JUN 1994	3	21.04	PB
10	JANEŽIČ Luka	SLO	14 NOV 1995	5	21.27	PB
11	EFIMOV Aleksander	RUS	30 JUL 1994	6	21.29	
12	IVAŠKOVIC Zvonimir	CRO	22 JUL 1994	4	21.30	PB
13	THOMAS Geoffrey	FRA	31 JUL 1994	7	21.32	PB
14	GUNNARSSON Kolbeinn Hödur	ISL	11 JUL 1995	1	21.38	NJR
15	PIVOTTO Pietro	ITA	29 APR 1995	4	21.41	PB
15	TERPEZAN Alexandru	ROU	21 DEC 1994	2	21.41	PB
17	SALO Kristian	FIN	16 OCT 1995	8	21.49	
18	MOUTHON Bastien	SUI	25 JUL 1994	8	21.54	=SB
19	JABLONSKI Adam	POL	7 FEB 1994	1	21.55	
20	POLOVYTSYA Oleh	UKR	13 MAY 1994	1	21.69	
21	SAARINEN Roope	FIN	20 FEB 1994	2	21.72	
22	KRESA Sjarhei	BLR	2 APR 1994	2	21.75	
	NEVES Luis	POR	22 MAY 1995	7	DQ	R 162.7
	NOBILI Enrico	ITA	15 MAR 1994	7	DNS	

200m Men
Semifinal 1/3
20 JUL 2013 / 16:00

Wind: +1.8 m/s

Rank	Name	Nat	Date of Birth	Lane	Reaction time	Result	
1	REID Leon	GBR	26 JUL 1994	5	0.158	20.62	Q PB
2	LAWLER Marcus	IRL	28 FEB 1995	3	0.166	20.88	Q
3	EFIMOV Aleksander	RUS	30 JUL 1994	6	0.181	21.29	
4	THOMAS Geoffrey	FRA	31 JUL 1994	7	0.221	21.32	PB
5	PIVOTTO Pietro	ITA	29 APR 1995	4	0.167	21.41	PB
6	MOUTHON Bastien	SUI	25 JUL 1994	8	0.199	21.54	=SB
7	JABLONSKI Adam	POL	7 FEB 1994	1	0.175	21.55	
8	KRESA Sjarhei	BLR	2 APR 1994	2	0.167	21.75	

**200m Men
Semifinal 2/3**
20 JUL 2013 / 16:06

Wind: +1.4 m/s

Rank	Name	Nat	Date of Birth	Lane	Reaction time	Result	
1	ZEZE Mickael-Meba	FRA	19 MAY 1994	3	0.173	20.76	Q
2	HUDSON-SMITH Matthew	GBR	26 OCT 1994	6	0.161	20.88	Q PB
3	JANEŽIČ Luka	SLO	14 NOV 1995	5	0.159	21.27	PB
4	IVAŠKOVIC Zvonimir	CRO	22 JUL 1994	4	0.170	21.30	PB
5	GUNNARSSON Kolbeinn Hödur	ISL	11 JUL 1995	1	0.169	21.38	NJR
6	TERPEZAN Alexandru	ROU	21 DEC 1994	2	0.150	21.41	PB
7	SALO Kristian	FIN	16 OCT 1995	8	0.217	21.49	
	NOBILI Enrico	ITA	15 MAR 1994	7		DNS	

**200m Men
Semifinal 3/3**
20 JUL 2013 / 16:12

Wind: +1.5 m/s

Rank	Name	Nat	Date of Birth	Lane	Reaction time	Result	
1	MITCHELL-BLAKE Nethaneel	GBR	2 APR 1994	6	0.231	20.70	Q PB
2	DESALU Eseosa	ITA	19 FEB 1994	5	0.155	20.92	Q PB
3	VANDEBEMDEN Robin	BEL	10 FEB 1994	8	0.156	20.99	q PB
4	DIMITROV Denis	BUL	10 FEB 1994	4	0.155	21.03	q PB
5	ANOUMAN Guy-Elphège	FRA	13 JUN 1994	3	0.186	21.04	PB
6	POLOVYTSYA Oleh	UKR	13 MAY 1994	1	0.179	21.69	
7	SAARINEN Roope	FIN	20 FEB 1994	2	0.222	21.72	
	NEVES Luis	POR	22 MAY 1995	7		F ¹ DQ	R 162.7

Qualified: First 2 in each heat (Q) and 2 best performers (q) advance to the Final

**200m Men
Final**
20 JUL 2013 / 18:25

Wind: -0.7 m/s

Rank	Name	Nat	Date of Birth	Lane	Reaction time	Result	
1	MITCHELL-BLAKE Nethaneel	GBR	2 APR 1994	5	0.191	20.62	PB
2	REID Leon	GBR	26 JUL 1994	3	0.149	20.92	
3	HUDSON-SMITH Matthew	GBR	26 OCT 1994	7	0.160	20.94	
4	LAWLER Marcus	IRL	28 FEB 1995	6	0.177	20.99	
5	DESALU Eseosa	ITA	19 FEB 1994	8	0.156	21.16	
6	ZEZE Mickael-Meba	FRA	19 MAY 1994	4	0.169	21.22	
7	DIMITROV Denis	BUL	10 FEB 1994	1	0.155	21.33	
8	VANDEBEMDEN Robin	BEL	10 FEB 1994	2	0.164	21.39	

**Decathlon
400m**
20 JUL 2013 / 19:00

Rank	Name	Nat	Date of Birth	Lane	Result	Points
1	CHRIST Fabian	GER	18 SEP 1995	3	48.23	898 PB
2	CHLOND Kacper	POL	27 MAY 1994	2	48.73	874 PB
3	EKHOLM Fredrick	SWE	15 JUN 1994	5	49.40	842 PB
4	CHERKASOV Aleksey	RUS	22 OCT 1994	6	49.44	841 PB
4	NOWAK Tim	GER	13 AUG 1995	6	49.44	841 PB
6	GFÖHLER Benjamin	SUI	27 JAN 1994	5	49.78	825
7	STAS Vincent	BEL	4 MAY 1995	7	50.00	815 PB
8	LIKHANOV Yevgeniy	RUS	10 JAN 1995	4	50.20	805 PB
8	TOTH Maxence	FRA	27 FEB 1994	8	50.20	805 PB
10	MENN Philipp	GER	6 APR 1995	8	50.22	804
11	SAMUELSSON Fredrik	SWE	16 FEB 1995	4	50.37	798 PB
12	MARTIN Axel	FRA	13 APR 1994	7	50.43	795 PB
13	ADAMCHUK Vadym	UKR	30 MAY 1994	8	50.44	794 PB
14	TŠERNJAVSKI Taavi	EST	4 MAR 1995	3	50.49	792 PB
15	TUONONEN Aleksi	FIN	1 APR 1994	2	50.75	780 SB
16	SAVOLA Elmo	FIN	10 MAR 1995	2	50.78	779 PB
17	ROSENBERG Kristjan	EST	16 MAY 1994	5	50.92	773 PB
18	ÖIGLANE Janek	EST	25 APR 1994	7	51.73	737 PB
19	AKO BIENES Mathias	FRA	28 JUL 1995	6	52.46	705 PB
20	GALAMBOS Zsolt	HUN	31 MAY 1994	3	55.78	568
	SÝKORA Jiri	CZE	20 JAN 1995	4	DNS	

**Decathlon
400m - Heat 1/3**
20 JUL 2013 / 19:00

Rank	Name	Nat	Date of Birth	Lane	Reaction time	Result	Points
1	TOTH Maxence	FRA	27 FEB 1994	8	0.150	50.20	805 PB
2	SAMUELSSON Fredrik	SWE	16 FEB 1995	4	0.163	50.37	798 PB
3	SAVOLA Elmo	FIN	10 MAR 1995	2	0.172	50.78	779 PB
4	ROSENBERG Kristjan	EST	16 MAY 1994	5	0.154	50.92	773 PB
5	ÖIGLANE Janek	EST	25 APR 1994	7	0.192	51.73	737 PB
6	AKO BIENES Mathias	FRA	28 JUL 1995	6	0.175	52.46	705 PB
7	GALAMBOS Zsolt	HUN	31 MAY 1994	3	0.178	55.78	568

**Decathlon
400m - Heat 2/3**
20 JUL 2013 / 19:10

Rank	Name	Nat	Date of Birth	Lane	Reaction time	Result	Points
1	EKHOLM Fredrick	SWE	15 JUN 1994	5	0.164	49.40	842 PB
2	CHERKASOV Aleksey	RUS	22 OCT 1994	6	0.184	49.44	841 PB
3	LIKHANOV Yevgeniy	RUS	10 JAN 1995	4	0.215	50.20	805 PB
4	MARTIN Axel	FRA	13 APR 1994	7	0.206	50.43	795 PB
5	ADAMCHUK Vadym	UKR	30 MAY 1994	8	0.181	50.44	794 PB
6	TŠERNJAVSKI Taavi	EST	4 MAR 1995	3	0.285	50.49	792 PB
7	TUONONEN Aleksi	FIN	1 APR 1994	2	0.143	50.75	780 SB

Decathlon
400m - Heat 3/3
20 JUL 2013 / 19:20

Rank	Name	Nat	Date of Birth	Lane	Reaction time	Result	Points
1	CHRIST Fabian	GER	18 SEP 1995	3	0.167	48.23	898 PB
2	CHLOND Kacper	POL	27 MAY 1994	2	0.192	48.73	874 PB
3	NOWAK Tim	GER	13 AUG 1995	6	0.191	49.44	841 PB
4	GFÖHLER Benjamin	SUI	27 JAN 1994	5	0.188	49.78	825
5	STAS Vincent	BEL	4 MAY 1995	7	0.159	50.00	815 PB
6	MENN Philipp	GER	6 APR 1995	8	0.183	50.22	804
	SYKORA Jiri	CZE	20 JAN 1995	4		DNS	

800m Men
Semifinal
20 JUL 2013 / 16:20

Rank	Name	Nat	Date of Birth	Lane	Result
1	ZWICKER Patrick	GER	13 JUL 1994	3	1:49.96 Q
2	BOTTERMAN Aaron	BEL	1 MAY 1994	4	1:50.02 Q
3	MANCEAUX Gaëtan	FRA	21 JUN 1994	7	1:50.40 Q
4	MORGANA Leo	FRA	23 SEP 1994	5	1:50.45 Q
5	CHARLES Richard	GBR	31 MAY 1994	6	1:50.46 q
6	ANDÚJAR Daniel	ESP	14 MAY 1994	6	1:50.54 Q
7	MIGLIORATI Stefano	ITA	8 DEC 1994	1	1:50.71 Q
8	FRANZMAIR Nikolaus	AUT	18 FEB 1995	3	1:50.95 q
9	DE ARRIBA Alvaro	ESP	2 JUN 1994	7	1:50.97
10	KOJIC Nemanja	SRB	9 JUN 1994	4	1:51.02
11	RICCOBON Enrico	ITA	29 MAR 1995	8	1:51.04
12	CURTI Michael	SUI	8 APR 1994	2	1:51.47
13	LAMPINEN Ville	FIN	12 DEC 1994	2	1:51.94
14	KRALJ Rudolf	CRO	10 AUG 1994	1	1:51.98
15	AKIL Ayoub	ITA	9 MAY 1994	8	1:53.09
16	BRANSBERG Jordan	GBR	1 JAN 1995	5	1:54.88

800m Men
Semifinal 1/2
20 JUL 2013 / 16:20

Rank	Name	Nat	Date of Birth	Lane	Result
1	ZWICKER Patrick	GER	13 JUL 1994	3	1:49.96 Q
2	BOTTERMAN Aaron	BEL	1 MAY 1994	4	1:50.02 Q
3	MORGANA Leo	FRA	23 SEP 1994	5	1:50.45 Q
4	CHARLES Richard	GBR	31 MAY 1994	6	1:50.46 q
5	DE ARRIBA Alvaro	ESP	2 JUN 1994	7	1:50.97
6	RICCOBON Enrico	ITA	29 MAR 1995	8	1:51.04
7	LAMPINEN Ville	FIN	12 DEC 1994	2	1:51.94
8	KRALJ Rudolf	CRO	10 AUG 1994	1	1:51.98

Intermediate times: 400m 56.19 ZWICKER Patrick (GER)
 600m 1:23.68 ZWICKER Patrick (GER)

800m Men
Semifinal 2/2
20 JUL 2013 / 16:30

Rank	Name	Nat	Date of Birth	Lane	Result
1	MANCEAUX Gaëtan	FRA	21 JUN 1994	7	1:50.40 Q
2	ANDÚJAR Daniel	ESP	14 MAY 1994	6	1:50.54 Q
3	MIGLIORATI Stefano	ITA	8 DEC 1994	1	1:50.71 Q
4	FRANZMAIR Nikolaus	AUT	18 FEB 1995	3	1:50.95 q
5	KOJIC Nemanja	SRB	9 JUN 1994	4	1:51.02
6	CURTI Michael	SUI	8 APR 1994	2	1:51.47
7	AKIL Ayoub	ITA	9 MAY 1994	8	1:53.09
8	BRANSBERG Jordan	GBR	1 JAN 1995	5	1:54.88

Intermediate times: 400m 55.68 MANCEAUX Gaëtan (FRA)
600m 1:23.63 MANCEAUX Gaëtan (FRA)

Qualified: First 3 in each heat (Q) and 2 best performers (q) advance to the Final

1500m Men
Final
20 JUL 2013 / 17:55

Rank	Name	Nat	Date of Birth	Order	Result
1	WIGHTMAN Jake	GBR	11 JUL 1994	7	3:44.14
2	BEKMEZCI Süleyman	TUR	15 NOV 1995	11	3:44.45
3	LAWNIK Julius	GER	27 DEC 1995	5	3:45.43
4	TOBIN Seán	IRL	20 JUL 1994	12	3:45.73 PB
5	HORODYSKY Bohdan-Ivan	UKR	18 MAY 1994	2	3:45.93 PB
6	BURSAC Nikola	SRB	2 AUG 1995	4	3:46.41 PB
7	FINNEGAN Ruairi	IRL	14 JUL 1994	9	3:46.80
8	MCLAUGHLIN Matthew	GBR	7 DEC 1994	10	3:46.84
9	DUBROVSKIY Sergey	RUS	20 JAN 1995	1	3:47.21
10	GASBARRI Federico	ITA	25 AUG 1994	6	3:49.45
11	PETERSEN Magnus Hannevig	NOR	29 APR 1995	3	3:55.37
	WYLLIE Shaun	GBR	27 FEB 1995	8	DNF


Intermediate times: 400m 58.87 MCLAUGHLIN Matthew (GBR)
800m 2:02.02 MCLAUGHLIN Matthew (GBR)
1200m 3:02.94 WIGHTMAN Jake (GBR)

5000m Men
Final
20 JUL 2013 / 19:30

Rank	Name	Nat	Date of Birth	Order	Result
1	KAYA Ali	TUR	20 APR 1994	8	13:49.76
2	DINI Samuele	ITA	2 OCT 1994	3	14:36.25
3	DAVIES Jonathan	GBR	28 OCT 1994	13	14:36.62
4	CALLEGARI Michael	GBR	1 SEP 1994	1	14:42.54
5	VAN NUNEN Bart	NED	24 SEP 1995	6	14:43.47
6	BOŠNJAK Dino	CRO	21 JAN 1994	11	14:43.54 SB
7	CASTEELE Steven	BEL	11 JUL 1994	2	14:49.89
8	ROUDOLFF-LEVISSE Emmanuel	FRA	30 JUL 1995	7	14:53.51
9	BOSSY Artur	ESP	30 APR 1994	10	15:05.79
	BOUCHELIGA Aïssa	FRA	6 SEP 1995	9	DNF
	HONCHARENKO Vladyslav	UKR	5 JUN 1994	5	DNF
	SADDEDINE Alexandre	FRA	29 SEP 1994	12	DNF
	BEKMEZCI Süleyman	TUR	15 NOV 1995	4	DNS

Intermediate times: 1000m 2:38.68 KAYA Ali (TUR)
2000m 5:21.68 KAYA Ali (TUR)
3000m 8:09.00 KAYA Ali (TUR)
4000m 11:01.55 KAYA Ali (TUR)

INTERNET Service: www.european-athletics.org

Timing, Measurement & Data Service by  OMEGA

printed at SAT 20 JUL 2013 20:15

Page 6 of 31

400m Hurdles Men
Semifinal
20 JUL 2013 / 15:20

Rank	Name	Nat	Date of Birth	Lane	Result	
1	SKOROBOGATKO Aleksandr	RUS	7 AUG 1994	4	50.12	Q
2	CHALYY Timofey	RUS	7 APR 1994	3	50.66	Q
3	PAUL Jacob	GBR	6 FEB 1995	5	51.13	Q
4	ADAMCZYK Patryk	POL	5 JAN 1994	6	51.65	Q
4	KIELY Ben	IRL	11 MAR 1994	5	51.65	Q PB
6	VAILLANT Ludvy	FRA	15 MAR 1995	7	51.81	Q NJR
7	HANBEN Jonas	GER	15 JUL 1995	4	51.87	q
8	AGAFONOV Pavel	RUS	28 AUG 1995	3	51.88	q
9	CONTINI Mattia	ITA	27 OCT 1994	8	52.36	PB
9	ÜNSAL Enis	TUR	6 JUN 1995	1	52.36	
11	THRÄNERT Rico	GER	25 MAR 1994	2	52.41	PB
12	MATTHÄS Marcel	GER	11 MAR 1994	2	52.47	
13	LOFTÄS Markus	NOR	8 APR 1994	1	52.56	PB
14	PROIETTI Francesco	ITA	5 FEB 1995	8	53.39	
15	ROTH Timo	SUI	5 AUG 1994	6	53.58	
16	JABLONSKI Marcin	POL	29 SEP 1994	7	53.69	

400m Hurdles Men
Semifinal 1/2
20 JUL 2013 / 15:20

Rank	Name	Nat	Date of Birth	Lane	Reaction time	Result	
1	SKOROBOGATKO Aleksandr	RUS	7 AUG 1994	4	0.174	50.12	Q
2	CHALYY Timofey	RUS	7 APR 1994	3	0.204	50.66	Q
3	KIELY Ben	IRL	11 MAR 1994	5	0.144	51.65	Q PB
4	MATTHÄS Marcel	GER	11 MAR 1994	2	0.202	52.47	
5	LOFTÄS Markus	NOR	8 APR 1994	1	0.189	52.56	PB
6	PROIETTI Francesco	ITA	5 FEB 1995	8	0.204	53.39	
7	ROTH Timo	SUI	5 AUG 1994	6	0.173	53.58	
8	JABLONSKI Marcin	POL	29 SEP 1994	7	0.207	53.69	

400m Hurdles Men
Semifinal 2/2
20 JUL 2013 / 15:30

Rank	Name	Nat	Date of Birth	Lane	Reaction time	Result	
1	PAUL Jacob	GBR	6 FEB 1995	5	0.169	51.13	Q
2	ADAMCZYK Patryk	POL	5 JAN 1994	6	0.223	51.65	Q
3	VAILLANT Ludvy	FRA	15 MAR 1995	7	0.183	51.81	Q NJR
4	HANBEN Jonas	GER	15 JUL 1995	4	0.172	51.87	q
5	AGAFONOV Pavel	RUS	28 AUG 1995	3	0.173	51.88	q
6	CONTINI Mattia	ITA	27 OCT 1994	8	0.182	52.36	PB
6	ÜNSAL Enis	TUR	6 JUN 1995	1	0.194	52.36	
8	THRÄNERT Rico	GER	25 MAR 1994	2	0.169	52.41	PB

Qualified: First 3 in each heat (Q) and 2 best performers (q) advance to the Final


**Decathlon
High Jump**
20 JUL 2013 / 15:05

Rank	Name	Nat	Date of Birth	Order	Result	Points
1	LIKHANOV Yevgeniy	RUS	10 JAN 1995	7	2.13	925 PB
2	CHERKASOV Aleksey	RUS	22 OCT 1994	9	2.04	840 PB
3	SAMUELSSON Fredrik	SWE	16 FEB 1995	2	2.04	840 PB
4	ÖIGLANE Janek	EST	25 APR 1994	8	2.01	813 PB
5	MARTIN Axel	FRA	13 APR 1994	11	2.01	813 =PB
6	EKHOLM Fredrick	SWE	15 JUN 1994	6	1.98	785
7	TOTH Maxence	FRA	27 FEB 1994	5	1.98	785 PB
8	MENN Philipp	GER	6 APR 1995	8	1.95	758 PB
9	ADAMCHUK Vadym	UKR	30 MAY 1994	4	1.95	758
10	GALAMBOS Zsolt	HUN	31 MAY 1994	10	1.92	731
11	TŠERNJAVSKI Taavi	EST	4 MAR 1995	1	1.92	731 PB
12	CHLOND Kacper	POL	27 MAY 1994	9	1.92	731
13	NOWAK Tim	GER	13 AUG 1995	6	1.92	731
14	CHRIST Fabian	GER	18 SEP 1995	2	1.89	705
14	ROSENBERG Kristjan	EST	16 MAY 1994	1	1.89	705
16	STAS Vincent	BEL	4 MAY 1995	4	1.86	679 PB
17	AKO BIENES Mathias	FRA	28 JUL 1995	5	1.86	679 PB
18	SAVOLA Elmo	FIN	10 MAR 1995	7	1.83	653
19	TUONONEN Aleks	FIN	1 APR 1994	3	1.80	627 PB
20	GFÖHLER Benjamin	SUI	27 JAN 1994	10	1.80	627 =PB
	SYKORA Jiri	CZE	20 JAN 1995	3	DNS	

		1.65	1.68	1.71	1.74	1.77	1.80	1.83	1.86	1.89	1.92	1.95	1.98	2.01	2.04	2.07	2.10	2.13	2.16
1	LIKHANOV Yevgeniy	-	-	-	-	-	-	-	o	o	o	o	o	o	o	o	o	xo	xxx
2	CHERKASOV Aleksey	-	-	-	-	-	o	o	o	o	o	o	o	xo	o	xxx			
3	SAMUELSSON Fredrik	-	-	-	-	-	-	o	-	o	o	o	o	o	xxo	xxx			
4	ÖIGLANE Janek	-	-	-	-	-	-	o	-	o	o	o	o	xo	xxx				
5	MARTIN Axel	-	-	-	-	-	-	o	o	o	o	o	o	xxo	xxx				
6	EKHOLM Fredrick	-	-	-	-	-	xo	o	o	o	xo	o	xxx						
7	TOTH Maxence	-	-	-	-	-	o	o	o	o	o	xo	xxx						
8	MENN Philipp	-	-	-	-	o	o	o	xo	xo	o	xxx							
9	ADAMCHUK Vadym	-	-	-	-	-	-	o	-	xo	xxx								
10	GALAMBOS Zsolt	-	-	-	-	o	o	o	xo	o	xxx								
11	TŠERNJAVSKI Taavi	-	-	-	-	o	o	o	o	xo	xxx								
12	CHLOND Kacper	-	-	o	-	o	o	o	xxo	xo	xxx								
13	NOWAK Tim	-	-	-	-	o	o	xo	o	xxx	xxx								
14	CHRIST Fabian	-	-	-	-	o	o	o	o	xxx									
14	ROSENBERG Kristjan	-	-	-	-	-	o	o	xxx										
16	STAS Vincent	-	-	o	-	o	o	xo	o	xxx									
17	AKO BIENES Mathias	-	-	-	xo	o	o	xxo	xxo	xxx									
18	SAVOLA Elmo	-	-	-	o	o	xo	o	xxx										
19	TUONONEN Aleks	-	-	o	o	xo	o	xxx											
20	GFÖHLER Benjamin	-	-	o	o	xo	xo	xxx											
	SYKORA Jiri	-	-	-	-	-	-	-	-	-	-	-	-	-	-	-	-	-	-

Decathlon
High Jump - Group A
20 JUL 2013 / 15:05

Rank	Name	Nat	Date of Birth	Order	Result	Points
1	MENN Philipp	GER	6 APR 1995	8	1.95	758 PB
2	TŠERNJAVSKI Taavi	EST	4 MAR 1995	1	1.92	731 PB
3	CHLOND Kacper	POL	27 MAY 1994	9	1.92	731
4	NOWAK Tim	GER	13 AUG 1995	6	1.92	731
5	CHRIST Fabian	GER	18 SEP 1995	2	1.89	705
6	STAS Vincent	BEL	4 MAY 1995	4	1.86	679 PB
7	AKO BIENES Mathias	FRA	28 JUL 1995	5	1.86	679 PB
8	SAVOLA Elmo	FIN	10 MAR 1995	7	1.83	653
9	TUONONEN Aleks	FIN	1 APR 1994	3	1.80	627 PB
10	GFÖHLER Benjamin	SUI	27 JAN 1994	10	1.80	627 =PB

INTERNET Service: www.european-athletics.org
Timing, Measurement & Data Service by  OMEGA

printed at SAT 20 JUL 2013 20:15

Page 8 of 31

High Jump - Group A (cont.)

High Jump - Group A		1.65	1.68	1.71	1.74	1.77	1.80	1.83	1.86	1.89	1.92	1.95	1.98
1	MENN Philipp	-	-	-	-	-	o	o	o	xo	xo	o	xxx
2	TŠERNJAVSKI Taavi	-	-	-	-	-	o	o	o	o	xo	xxx	
3	CHLOND Kacper	-	-	o	-	o	-	o	o	xxo	xo	xxx	
4	NOWAK Tim	-	-	-	-	-	o	o	xo	o	xxo	xxx	
5	CHRIST Fabian	-	-	-	-	-	o	o	o	o	xxx		
6	STAS Vincent	-	-	o	-	o	o	xo	o	xxx			
7	AKO BIENES Mathias	-	-	-	xo	o	o	xxo	xxo	xxx			
8	SAVOLA Elmo	-	-	-	o	o	xo	o	xxx				
9	TUONONEN Aleksi	-	-	o	o	xo	o	xxx					
10	GFÖHLER Benjamin	-	-	o	o	xo	xo	xxx					

Decathlon
High Jump - Group B
20 JUL 2013 / 15:05

Rank	Name	Nat	Date of Birth	Order	Result	Points
1	LIKHANOV Yevgeniy	RUS	10 JAN 1995	7	2.13	925 PB
2	CHERKASOV Aleksey	RUS	22 OCT 1994	9	2.04	840 PB
3	SAMUELSSON Fredrik	SWE	16 FEB 1995	2	2.04	840 PB
4	ÓIGLANE Janek	EST	25 APR 1994	8	2.01	813 PB
5	MARTIN Axel	FRA	13 APR 1994	11	2.01	813 =PB
6	EKHOLM Fredrick	SWE	15 JUN 1994	6	1.98	785
7	TOTH Maxence	FRA	27 FEB 1994	5	1.98	785 PB
8	ADAMCHUK Vadym	UKR	30 MAY 1994	4	1.95	758
9	GALAMBOS Zsolt	HUN	31 MAY 1994	10	1.92	731
10	ROSENBERG Kristjan	EST	16 MAY 1994	1	1.89	705
	SYKORA Jiri	CZE	20 JAN 1995	3	DNS	

		1.65	1.68	1.71	1.74	1.77	1.80	1.83	1.86	1.89	1.92	1.95	1.98	2.01	2.04	2.07	2.10	2.13	2.16
1	LIKHANOV Yevgeniy	-	-	-	-	-	-	-	o	o	o	o	o	o	o	o	o	xo	xxx
2	CHERKASOV Aleksey	-	-	-	-	-	o	o	o	o	o	o	o	xo	o	xxx			
3	SAMUELSSON Fredrik	-	-	-	-	-	-	o	-	o	o	o	o	xxo	xxx				
4	ÓIGLANE Janek	-	-	-	-	-	-	o	-	o	o	o	o	xo	xxx				
5	MARTIN Axel	-	-	-	-	-	-	o	o	o	o	o	o	xxo	xxx				
6	EKHOLM Fredrick	-	-	-	-	-	-	xo	o	o	o	xo	o	xxx					
7	TOTH Maxence	-	-	-	-	-	-	o	o	o	o	o	xo	xxx					
8	ADAMCHUK Vadym	-	-	-	-	-	-	-	o	-	xo	xxx							
9	GALAMBOS Zsolt	-	-	-	-	-	-	o	o	xo	o	xxx							
10	ROSENBERG Kristjan	-	-	-	-	-	-	o	o	xxx									
	SYKORA Jiri	-	-	-	-	-	-	o	o	xxx									

High Jump Men
Final
20 JUL 2013 / 17:35

Rank	Name	Nat	Date of Birth	Order	Result
1	POTYE Tobias	GER	16 MAR 1995	9	2.20
2	SKABEIKA Andrei	BLR	11 JUN 1995	5	2.18
3	AKIMENKO Mikhail	RUS	6 DEC 1995	10	2.18
4	GERENCSEŔ Adám	HUN	9 AUG 1994	1	2.16
5	ERIKSSON Samuli	FIN	9 NOV 1995	6	2.14
6	KIPRA Pavel	BLR	3 JUL 1994	12	2.14
7	SAWCZYNSKI Piotr	POL	30 JAN 1994	2	2.14
8	GLEBAUSKAS Adrijus	LTU	20 NOV 1994	7	2.12
9	SANDERS Torsten	GER	8 SEP 1994	4	2.12
10	MELONI Eugenio	ITA	28 AUG 1994	8	2.10
11	DOROFYEYEV Vladyslav	UKR	22 APR 1994	3	2.10
12	IVANOV Tihomir	BUL	11 JUL 1994	11	2.10

Final (cont.)

Final		1.98	2.03	2.07	2.10	2.12	2.14	2.16	2.18	2.20	2.22
1	POTYE Tobias	-	o	o	o	xo	o	o	o	o	xx-
2	SKABEIKA Andrei	o	o	o	xo	xo	o	o	xxo	xxx	
3	AKIMENKO Mikhail	o	o	o	o	xo	o	xxo	xxo	xxx	
4	GERENCSEÉR Ádám	o	o	o	o	o	o	o	xxx		
5	ERIKSSON Samuli	o	o	xo	xxo	-	o	x-	xx		
6	KIPRA Pavel	-	xo	o	o	o	xo	x-	xx		
7	SAWCZYNSKI Piotr	-	o	o	xo	o	xxo	xxx			
8	GLEBAUSKAS Adrijus	o	o	o	o	o	xxx				
9	SANDERS Torsten	o	o	xo	o	o	xxx				
10	MELONI Eugenio	o	o	o	o	xxx					
11	DOROFYEV V	-	o	xo	o	xxx					
12	IVANOV Tihomir	xxo	o	o	o	xxx					

Pole Vault Men
Final 20 JUL 2013 / 15:30

Rank	Name	Nat	Date of Birth	Order	Result
1	DOLVE Eirik Greibrokk	NOR	5 MAY 1995	1	5.30
2	CHAPELLE Axel	FRA	24 APR 1995	10	5.25
2	KOBELEV Leonid	RUS	24 JUN 1995	4	5.25
4	MAY Rowan	GBR	12 AUG 1995	13	5.25
5	LYUBUSHKIN Dmitry	RUS	21 MAR 1994	2	5.20
6	ZERNIKEL Oleg	GER	16 APR 1995	12	5.15
7	MIRANDA Icaro	POR	13 DEC 1994	6	5.15
8	WIRTH Lukas	AUT	21 JUN 1995	3	5.10
9	GARDNER Daniel	GBR	26 MAR 1994	5	5.10
10	HALLANZY Lukas	GER	13 JUL 1994	8	5.00
10	SKORISH Lev	ISR	12 APR 1996	9	5.00
12	MEEUSE Milan	NED	5 APR 1994	11	5.00
13	SINNO Alessandro	ITA	17 JUL 1994	7	4.85

		4.70	4.85	5.00	5.10	5.15	5.20	5.25	5.30	5.35
1	DOLVE E	xo	o	xo	o	o	o	o	o	xxf
2	CHAPELLE Axel	-	-	o	o	-	xo	xo	xx-	x
2	KOBELEV Leonid	-	xo	-	o	-	-	xo	x-	xx
4	MAY Rowan	o	-	-	xo	-	xxo	xo	xxf	
5	LYUBUSHKIN Dmitry	-	o	o	xxo	-	o	xxx		
6	ZERNIKEL Oleg	-	xo	o	xo	o	xx-	x		
7	MIRANDA Icaro	o	o	xo	o	xo	xxx			
8	WIRTH Lukas	-	o	xxo	xo	xxx				
9	GARDNER Daniel	o	o	o	xxo	xxx				
10	HALLANZY Lukas	-	o	o	xxx					
10	SKORISH Lev	-	o	o	xxx					
12	MEEUSE Milan	o	o	xo	xxx					
13	SINNO Alessandro	-	o	-	xxx					


Results Day 3
Decathlon
Long Jump
20 JUL 2013 / 10:30

Rank	Name	Nat	Date of Birth	Order	Result	Points
1	LIKHANOV Yevgeniy	RUS	10 JAN 1995	5	7.54	945 PB
2	ADAMCHUK Vadym	UKR	30 MAY 1994	4	7.36	900 SB
3	MENN Philipp	GER	6 APR 1995	8	7.27	878 PB
4	EKHOLM Fredrick	SWE	15 JUN 1994	7	7.16	852
5	GFÖHLER Benjamin	SUI	27 JAN 1994	3	7.15	850 SB
6	AKO BIENES Mathias	FRA	28 JUL 1995	4	7.14	847
7	MARTIN Axel	FRA	13 APR 1994	2	7.12	842 PB
8	CHRIST Fabian	GER	18 SEP 1995	10	7.07	830 PB
9	NOWAK Tim	GER	13 AUG 1995	5	7.06	828 PB
10	ROSENBERG Kristjan	EST	16 MAY 1994	6	7.04	823
11	STAS Vincent	BEL	4 MAY 1995	10	7.03	821 PB
12	TOTH Maxence	FRA	27 FEB 1994	9	7.00	814 PB
13	CHLOND Kacper	POL	27 MAY 1994	8	6.96	804 PB
14	ÓIGLANE Janek	EST	25 APR 1994	1	6.96	804
15	SAMUELSSON Fredrik	SWE	16 FEB 1995	1	6.92	795 PB
16	CHERKASOV Aleksey	RUS	22 OCT 1994	9	6.81	769
17	GALAMBOS Zsolt	HUN	31 MAY 1994	2	6.79	764
18	TŠERNJAVSKI Taavi	EST	4 MAR 1995	6	6.74	753 PB
19	TUONONEN Aleks	FIN	1 APR 1994	7	6.51	700 SB
	SAVOLA Elmo	FIN	10 MAR 1995	11	NM	0
	SÝKORA Jiri	CZE	20 JAN 1995	3	DNS	

	1	2	3	
1	LIKHANOV Yevgeniy	x (+1.4)	7.29 (+1.2)	7.54 (+1.3)
2	ADAMCHUK Vadym	7.36 (+0.5)	x (+1.6)	7.35 (+0.9)
3	MENN Philipp	x (+1.0)	7.27 (+1.5)	x (+0.8)
4	EKHOLM Fredrick	7.03 (+0.1)	6.92 (+0.9)	7.16 (+0.7)
5	GFÖHLER Benjamin	x (0.0)	7.15 (+0.5)	x (0.0)
6	AKO BIENES Mathias	7.03 (0.0)	7.14 (+0.3)	6.90 (+0.5)
7	MARTIN Axel	x (0.0)	7.12 (+0.2)	x (+0.7)
8	CHRIST Fabian	7.07 (+0.5)	7.07 (+0.8)	6.98 (-0.3)
9	NOWAK Tim	6.93 (0.0)	7.06 (+0.9)	6.81 (+0.9)
10	ROSENBERG Kristjan	6.56 (+0.6)	6.93 (+0.8)	7.04 (+1.1)
11	STAS Vincent	7.03 (+1.0)	x (+1.4)	7.00 (+0.8)
12	TOTH Maxence	x (+0.8)	7.00 (+1.0)	x (+0.8)
13	CHLOND Kacper	6.94 (+1.5)	6.96 (+0.8)	6.91 (+0.6)
14	ÓIGLANE Janek	6.96 (+0.9)	x (+0.1)	4.66 (+0.6)
15	SAMUELSSON Fredrik	6.89 (-0.5)	6.87 (+0.4)	6.92 (+1.0)
16	CHERKASOV Aleksey	6.75 (+1.2)	6.80 (+0.4)	6.81 (+0.6)
17	GALAMBOS Zsolt	6.77 (+0.8)	x (+0.6)	6.79 (+1.1)
18	TŠERNJAVSKI Taavi	6.67 (+0.9)	6.74 (+1.6)	x (+1.1)
19	TUONONEN Aleks	6.51 (0.0)	x (+0.6)	x (-0.2)
	SAVOLA Elmo	x (+0.5)	x (+0.7)	x (+1.4)
	SÝKORA Jiri			

Decathlon
Long Jump - Group A
20 JUL 2013 / 10:30

Rank	Name	Nat	Date of Birth	Order	Result	Points
1	GFÖHLER Benjamin	SUI	27 JAN 1994	3	7.15	850 SB
2	AKO BIENES Mathias	FRA	28 JUL 1995	4	7.14	847
3	MARTIN Axel	FRA	13 APR 1994	2	7.12	842 PB
4	CHRIST Fabian	GER	18 SEP 1995	10	7.07	830 PB
5	NOWAK Tim	GER	13 AUG 1995	5	7.06	828 PB
6	TOTH Maxence	FRA	27 FEB 1994	9	7.00	814 PB
7	CHLOND Kacper	POL	27 MAY 1994	8	6.96	804 PB
8	SAMUELSSON Fredrik	SWE	16 FEB 1995	1	6.92	795 PB
9	TŠERNJAVSKI Taavi	EST	4 MAR 1995	6	6.74	753 PB
10	TUONONEN Aleks	FIN	1 APR 1994	7	6.51	700 SB

INTERNET Service: www.european-athletics.org
Timing, Measurement & Data Service by  OMEGA

printed at SAT 20 JUL 2013 20:15

Page 11 of 31

Long Jump - Group A (cont.)

Long Jump - Group A		1	2	3
1	GFÖHLER Benjamin	x (0.0)	7.15 (+0.5)	x (0.0)
2	AKO BIENES Mathias	7.03 (0.0)	7.14 (+0.3)	6.90 (+0.5)
3	MARTIN Axel	x (0.0)	7.12 (+0.2)	x (+0.7)
4	CHRIST Fabian	7.07 (+0.5)	7.07 (+0.8)	6.98 (-0.3)
5	NOWAK Tim	6.93 (0.0)	7.06 (+0.9)	6.81 (+0.9)
6	TOTH Maxence	x (+0.8)	7.00 (+1.0)	x (+0.8)
7	CHLOND Kacper	6.94 (+1.5)	6.96 (+0.8)	6.91 (+0.6)
8	SAMUELSSON Fredrik	6.89 (-0.5)	6.87 (+0.4)	6.92 (+1.0)
9	TŠERNJAVSKI Taavi	6.67 (+0.9)	6.74 (+1.6)	x (+1.1)
10	TUONONEN Alekski	6.51 (0.0)	x (+0.6)	x (-0.2)


Decathlon
Long Jump - Group B
20 JUL 2013 / 10:30

Rank	Name	Nat	Date of Birth	Order	Result	Points
1	LIKHANOV Yevgeniy	RUS	10 JAN 1995	5	7.54	945 PB
2	ADAMCHUK Vadym	UKR	30 MAY 1994	4	7.36	900 SB
3	MENN Philipp	GER	6 APR 1995	8	7.27	878 PB
4	EKHOLM Fredrick	SWE	15 JUN 1994	7	7.16	852
5	ROSENBERG Kristijan	EST	16 MAY 1994	6	7.04	823
6	STAS Vincent	BEL	4 MAY 1995	10	7.03	821 PB
7	ÓIGLANE Janek	EST	25 APR 1994	1	6.96	804
8	CHERKASOV Aleksey	RUS	22 OCT 1994	9	6.81	769
9	GALAMBOS Zsolt	HUN	31 MAY 1994	2	6.79	764
	SÝKORA Jiri	CZE	20 JAN 1995	3	DNS	
	SAVOLA Elmo	FIN	10 MAR 1995	11	NM	0

		1	2	3
1	LIKHANOV Yevgeniy	x (+1.4)	7.29 (+1.2)	7.54 (+1.3)
2	ADAMCHUK Vadym	7.36 (+0.5)	x (+1.6)	7.35 (+0.9)
3	MENN Philipp	x (+1.0)	7.27 (+1.5)	x (+0.8)
4	EKHOLM Fredrick	7.03 (+0.1)	6.92 (+0.9)	7.16 (+0.7)
5	ROSENBERG Kristijan	6.56 (+0.6)	6.93 (+0.8)	7.04 (+1.1)
6	STAS Vincent	7.03 (+1.0)	x (+1.4)	7.00 (+0.8)
7	ÓIGLANE Janek	6.96 (+0.9)	x (+0.1)	4.66 (+0.6)
8	CHERKASOV Aleksey	6.75 (+1.2)	6.80 (+0.4)	6.81 (+0.6)
9	GALAMBOS Zsolt	6.77 (+0.8)	x (+0.6)	6.79 (+1.1)
	SÝKORA Jiri			
	SAVOLA Elmo	x (+0.5)	x (+0.7)	x (+1.4)

Triple Jump Men
Qualification
20 JUL 2013 / 18:35

Rank	Name	Nat	Date of Birth	Order	Result
1	VESZELKA Tomas	SVK	9 JUL 1995	6	15.91 Q NJR
2	PULLI Kristian	FIN	2 SEP 1994	3	15.82 Q PB
3	BOBOC Cristi Nicusor	ROU	5 DEC 1994	1	15.67 Q
4	UWAIFO Efe	GBR	15 MAY 1995	9	15.47 Q
5	AGHASYAN Levon	ARM	19 JAN 1995	7	15.44 Q
6	HELL Tobias	GER	23 OCT 1995	8	15.40 Q PB
7	SMAL Kanstantsin	BLR	1 DEC 1995	4	15.38 Q PB
8	KOZLOV Vladimir	RUS	20 APR 1985	9	15.38 Q
9	DALLAVALLE Lorenzo	ITA	26 APR 1995	8	15.37 Q
10	TÜZEN Musa	TUR	30 AUG 1994	5	15.31 q =SB
11	ACCETTA Edoardo	ITA	28 MAR 1994	6	15.22 q
12	KAUKOLAHTI Tuomas	FIN	6 MAY 1994	4	15.20 q
13	GLAPINSKI Slawomir	POL	16 MAR 1994	2	15.13
14	MITIRICA Alexandru Ionut	ROU	23 JUL 1994	7	15.08
15	RUIZ Marcos	ESP	10 MAR 1995	2	14.97
16	PONTVIANNE Jean-Marc	FRA	6 AUG 1994	3	14.94
17	UUDMÄE Jaak Joonas	EST	6 APR 1994	10	14.86
18	PESTIC Marko	CRO	10 FEB 1994	5	14.12
	CRETINOIR Jean-Noël	FRA	28 DEC 1994	1	NM

INTERNET Service: www.european-athletics.org
Timing, Measurement & Data Service by 

printed at SAT 20 JUL 2013 20:15

Page 12 of 31

Qualification (cont.)

Qualification		1	2	3
1	VESZELKA Tomas	15.91 (-2.1)		
2	PULLI Kristian	15.82 (-1.7)		
3	BOBOC C	15.09 (-1.2)	15.67 (-1.0)	
4	UWAIFO Efe	15.47 (-1.4)		
5	AGHASYAN Levon	15.44 (-1.8)		
6	HELL Tobias	14.42 (-1.3)	15.01 (-0.9)	15.40 (-0.7)
7	SMAL Kanstantsin	14.54 (-0.3)	14.93 (-1.1)	15.38 (-0.5)
8	KOZLOV Vladimir	x (-1.0)	15.38 (-3.0)	
9	DALLAVALLE Lorenzo	14.73 (-0.5)	15.37 (-2.2)	
10	TÜZEN Musa	14.74 (-2.9)	15.31 (-1.1)	15.21 (-1.1)
11	ACCETTA Edoardo	15.22 (-3.9)	14.92 (-0.5)	x (-0.7)
12	KAUKOLAHTI Tuomas	14.81 (-0.3)	15.20 (-1.4)	x (-1.7)
13	GLAPINSKI Slawomir	14.32 (-0.3)	15.13 (-1.0)	x (-2.7)
14	MITIRICA A	15.08 (-3.1)	-	-
15	RUIZ Marcos	14.95 (-3.0)	14.97 (-0.4)	14.97 (-1.8)
16	PONTVIANNE J	x (-1.6)	x (-1.0)	14.94 (-1.9)
17	UUDMÄE Jaak Joonas	x (-1.9)	x (-1.4)	14.86 (-1.3)
18	PESTIC Marko	14.12 (-3.1)	13.93 (-2.1)	x (-0.7)
	CRETINOIR J	x (-1.8)	x (-0.7)	x (-0.3)

Triple Jump Men
Qualification Group A
20 JUL 2013 / 18:35

Rank	Name	Nat	Date of Birth	Order	Result
1	VESZELKA Tomas	SVK	9 JUL 1995	6	15.91 Q NJR
2	PULLI Kristian	FIN	2 SEP 1994	3	15.82 Q PB
3	UWAIFO Efe	GBR	15 MAY 1995	9	15.47 Q
4	SMAL Kanstantsin	BLR	1 DEC 1995	4	15.38 Q PB
5	DALLAVALLE Lorenzo	ITA	26 APR 1995	8	15.37 Q
6	MITIRICA Alexandru Ionut	ROU	23 JUL 1994	7	15.08
7	RUIZ Marcos	ESP	10 MAR 1995	2	14.97
8	PESTIC Marko	CRO	10 FEB 1994	5	14.12
	CRETINOIR Jean-Noël	FRA	28 DEC 1994	1	NM

		1	2	3
1	VESZELKA Tomas	15.91 (-2.1)		
2	PULLI Kristian	15.82 (-1.7)		
3	UWAIFO Efe	15.47 (-1.4)		
4	SMAL Kanstantsin	14.54 (-0.3)	14.93 (-1.1)	15.38 (-0.5)
5	DALLAVALLE Lorenzo	14.73 (-0.5)	15.37 (-2.2)	
6	MITIRICA A	15.08 (-3.1)	-	-
7	RUIZ Marcos	14.95 (-3.0)	14.97 (-0.4)	14.97 (-1.8)
8	PESTIC Marko	14.12 (-3.1)	13.93 (-2.1)	x (-0.7)
	CRETINOIR J	x (-1.8)	x (-0.7)	x (-0.3)

Triple Jump Men
Qualification Group B
20 JUL 2013 / 18:35

Rank	Name	Nat	Date of Birth	Order	Result
1	BOBOC Cristi Nicusor	ROU	5 DEC 1994	1	15.67 Q
2	AGHASYAN Levon	ARM	19 JAN 1995	7	15.44 Q
3	HELL Tobias	GER	23 OCT 1995	8	15.40 Q PB
4	KOZLOV Vladimir	RUS	20 APR 1985	9	15.38 Q
5	TÜZEN Musa	TUR	30 AUG 1994	5	15.31 q =SB
6	ACCETTA Edoardo	ITA	28 MAR 1994	6	15.22 q
7	KAUKOLAHTI Tuomas	FIN	6 MAY 1994	4	15.20 q
8	GLAPINSKI Slawomir	POL	16 MAR 1994	2	15.13
9	PONTVIANNE Jean-Marc	FRA	6 AUG 1994	3	14.94
10	UUDMÄE Jaak Joonas	EST	6 APR 1994	10	14.86

Qualification Group B (cont.)


Qualification Group B		1	2	3
1	BOBOC C	15.09 (-1.2)	15.67 (-1.0)	
2	AGHASYAN Levon	15.44 (-1.8)		
3	HELL Tobias	14.42 (-1.3)	15.01 (-0.9)	15.40 (-0.7)
4	KOZLOV Vladimir	x (-1.0)	15.38 (-3.0)	
5	TÜZEN Musa	14.74 (-2.9)	15.31 (-1.1)	15.21 (-1.1)
6	ACCETTA Edoardo	15.22 (-3.9)	14.92 (-0.5)	x (-0.7)
7	KAUKOLAHTI Tuomas	14.81 (-0.3)	15.20 (-1.4)	x (-1.7)
8	GLAPINSKI Sławomir	14.32 (-0.3)	15.13 (-1.0)	x (-2.7)
9	PONTVIANNE J	x (-1.6)	x (-1.0)	14.94 (-1.9)
10	UUDMÄE Jaak Joonas	x (-1.9)	x (-1.4)	14.86 (-1.3)

Qualified: qualifying perf. 15.35 (Q) or 12 best performers (q) advance to the Final

Decathlon
Shot Put (6 kg)
20 JUL 2013 / 12:00

Rank	Name	Nat	Date of Birth	Order	Result	Points
1	NOWAK Tim	GER	13 AUG 1995	5	15.54	823 PB
2	LIKHANOV Yevgeniy	RUS	10 JAN 1995	11	15.36	812 PB
3	ÓIGLANE Janek	EST	25 APR 1994	6	15.15	799
4	ADAMCHUK Vadym	UKR	30 MAY 1994	4	14.95	787
5	TŠERNJAVSKI Taavi	EST	4 MAR 1995	3	14.52	760 PB
6	GALAMBOS Zsolt	HUN	31 MAY 1994	9	14.42	754 PB
7	TUONONEN Aleks	FIN	1 APR 1994	1	14.09	734 PB
8	CHERKASOV Aleksey	RUS	22 OCT 1994	1	14.05	731
9	AKO BIENES Mathias	FRA	28 JUL 1995	8	14.03	730
10	ROSENBERG Kristjan	EST	16 MAY 1994	6	13.83	718 PB
11	EKHOLM Fredrick	SWE	15 JUN 1994	9	13.75	713 PB
12	STAS Vincent	BEL	4 MAY 1995	7	13.50	698
13	SAMUELSSON Fredrik	SWE	16 FEB 1995	4	13.42	693
14	GFÖHLER Benjamin	SUI	27 JAN 1994	2	13.18	678
15	MENN Philipp	GER	6 APR 1995	2	13.12	675 PB
16	SAVOLA Elmo	FIN	10 MAR 1995	8	12.78	654
17	TOTH Maxence	FRA	27 FEB 1994	3	12.68	648
18	CHRIST Fabian	GER	18 SEP 1995	7	12.19	618
19	MARTIN Axel	FRA	13 APR 1994	5	12.18	617
20	CHLOND Kacper	POL	27 MAY 1994	10	10.84	536 PB
	SYKORA Jiri	CZE	20 JAN 1995	10	DNS	

	1	2	3	
1	NOWAK Tim	15.32	15.54	x
2	LIKHANOV Yevgeniy	15.36	14.87	x
3	ÓIGLANE Janek	14.99	15.15	14.73
4	ADAMCHUK Vadym	14.95	14.54	14.56
5	TŠERNJAVSKI Taavi	14.52	14.21	14.30
6	GALAMBOS Zsolt	14.42	14.13	x
7	TUONONEN Aleks	12.88	14.09	x
8	CHERKASOV Aleksey	14.05	x	11.56
9	AKO BIENES Mathias	x	14.03	x
10	ROSENBERG Kristjan	13.79	13.67	13.83
11	EKHOLM Fredrick	12.56	13.52	13.75
12	STAS Vincent	x	13.50	13.20
13	SAMUELSSON Fredrik	12.37	13.08	13.42
14	GFÖHLER Benjamin	12.73	13.18	11.97
15	MENN Philipp	12.50	13.12	x
16	SAVOLA Elmo	12.78	12.53	12.74
17	TOTH Maxence	12.68	12.35	x
18	CHRIST Fabian	11.74	12.19	12.10
19	MARTIN Axel	x	12.18	x
20	CHLOND Kacper	10.84	10.78	x
	SYKORA Jiri			

INTERNET Service: www.european-athletics.org
Timing, Measurement & Data Service by  OMEGA

printed at SAT 20 JUL 2013 20:15

Page 14 of 31

Decathlon
Shot Put (6 kg) - Group A
20 JUL 2013 / 12:00

Rank	Name	Nat	Date of Birth	Order	Result	Points
1	GALAMBOS Zsolt	HUN	31 MAY 1994	9	14.42	754 PB
2	TUONONEN Aleks	FIN	1 APR 1994	1	14.09	734 PB
3	ROSENBERG Kristjan	EST	16 MAY 1994	6	13.83	718 PB
4	SAMUELSSON Fredrik	SWE	16 FEB 1995	4	13.42	693
5	MENN Philipp	GER	6 APR 1995	2	13.12	675 PB
6	SAVOLA Elmo	FIN	10 MAR 1995	8	12.78	654
7	TOTH Maxence	FRA	27 FEB 1994	3	12.68	648
8	CHRIST Fabian	GER	18 SEP 1995	7	12.19	618
9	MARTIN Axel	FRA	13 APR 1994	5	12.18	617
10	CHLOND Kacper	POL	27 MAY 1994	10	10.84	536 PB

	1	2	3
1	GALAMBOS Zsolt 14.42	14.13	x
2	TUONONEN Aleks 12.88	14.09	x
3	ROSENBERG Kristjan 13.79	13.67	13.83
4	SAMUELSSON Fredrik 12.37	13.08	13.42
5	MENN Philipp 12.50	13.12	x
6	SAVOLA Elmo 12.78	12.53	12.74
7	TOTH Maxence 12.68	12.35	x
8	CHRIST Fabian 11.74	12.19	12.10
9	MARTIN Axel x	12.18	x
10	CHLOND Kacper 10.84	10.78	x

Decathlon
Shot Put (6 kg) - Group B
20 JUL 2013 / 12:00

Rank	Name	Nat	Date of Birth	Order	Result	Points
1	NOWAK Tim	GER	13 AUG 1995	5	15.54	823 PB
2	LIKHANOV Yevgeniy	RUS	10 JAN 1995	11	15.36	812 PB
3	ÓIGLANE Janek	EST	25 APR 1994	6	15.15	799
4	ADAMCHUK Vadym	UKR	30 MAY 1994	4	14.95	787
5	TŠERNJAVSKI Taavi	EST	4 MAR 1995	3	14.52	760 PB
6	CHERKASOV Aleksey	RUS	22 OCT 1994	1	14.05	731
7	AKO BIENES Mathias	FRA	28 JUL 1995	8	14.03	730
8	EKHOLM Fredrick	SWE	15 JUN 1994	9	13.75	713 PB
9	STAS Vincent	BEL	4 MAY 1995	7	13.50	698
10	GFÖHLER Benjamin	SUI	27 JAN 1994	2	13.18	678
	SÝKORA Jiri	CZE	20 JAN 1995	10	DNS	

	1	2	3
1	NOWAK Tim 15.32	15.54	x
2	LIKHANOV Yevgeniy 15.36	14.87	x
3	ÓIGLANE Janek 14.99	15.15	14.73
4	ADAMCHUK Vadym 14.95	14.54	14.56
5	TŠERNJAVSKI Taavi 14.52	14.21	14.30
6	CHERKASOV Aleksey 14.05	x	11.56
7	AKO BIENES Mathias x	14.03	x
8	EKHOLM Fredrick 12.56	13.52	13.75
9	STAS Vincent x	13.50	13.20
10	GFÖHLER Benjamin 12.73	13.18	11.97
	SÝKORA Jiri		

Results Day 3

Discus Men (1,75 kg)


Qualification

20 JUL 2013 / 9:30

Rank	Name	Nat	Date of Birth	Order	Result	
1	MIHALJEVIC Filip	CRO	31 JUL 1994	2	60.71	Q
2	PERCY Nicholas	GBR	6 DEC 1994	2	60.63	Q
3	PEZER Mesud	BIH	27 AUG 1994	9	58.62	Q
4	DOBRENIY Aleksandr	RUS	11 MAR 1994	3	57.67	Q
5	SZIKSZAI Róbert	HUN	30 SEP 1994	1	57.45	Q
6	POŠKA Domantas	LTU	10 JAN 1996	7	57.17	Q PB
7	RAGONESI Gian Piero	ITA	19 APR 1995	12	56.83	Q PB
8	PILATO Martin	ITA	5 MAR 1994	14	56.33	Q
9	KLAUS Maximilian	GER	7 FEB 1996	13	56.22	Q
10	THOMPSON Gregory	GBR	5 MAY 1994	9	56.13	Q
11	OTT Gregori	SUI	4 MAY 1994	5	55.75	q PB
12	KHUDIAKOV Aleksei	RUS	31 MAR 1995	7	55.14	q
13	LABIENIEC Partyk	POL	17 APR 1994	4	53.97	PB
14	ISENE Ola Stunes	NOR	29 JAN 1995	6	53.88	
15	CEBAN Nicolai	MDA	4 FEB 1995	8	53.62	PB
16	COMENENTIA Denzel	NED	25 NOV 1995	4	53.22	
17	PETTERSSON Simon	SWE	3 JAN 1994	1	53.06	
18	SIVONEN Matti	FIN	28 JUL 1994	11	52.29	
19	KÁPLÁR János	HUN	8 FEB 1994	13	52.19	
20	KOLAREVIC Demir	CRO	20 JUL 1995	10	51.96	
21	ZALOGA Robert	POL	2 MAR 1994	3	50.24	
22	CAIAFFA Andrea	ITA	26 JUL 1995	6	48.85	
23	DJUROVIC Tomas	MNE	14 FEB 1994	12	48.69	
24	FIRFIRICA Alin Alexandru	ROU	3 NOV 1995	11	48.62	
25	KANGRO Heigo	EST	23 JUL 1994	14	48.06	
26	HALUBKOVICH Valery	BLR	21 JAN 1995	15	47.18	
27	SEJARIC Haris	SLO	16 OCT 1994	5	47.15	
28	SKAGESTAD Sven Martin	NOR	13 JAN 1995	8	46.53	
29	KHACHATRYAN Suren	ARM	6 MAR 1995	10	46.36	

	1	2	3
1	MIHALJEVIC Filip	x	60.71
2	PERCY Nicholas	x	60.63
3	PEZER Mesud	58.62	
4	DOBRENIY A	57.67	
5	SZIKSZAI Róbert	57.45	
6	POŠKA Domantas	55.32	57.17
7	RAGONESI G	56.83	
8	PILATO Martin	55.84	56.33
9	KLAUS Maximilian	53.01	56.22
10	THOMPSON Gregory	x	54.18
11	OTT Gregori	x	55.75
12	KHUDIAKOV Aleksei	54.26	55.14
13	LABIENIEC Partyk	x	53.97
14	ISENE Ola Stunes	53.45	x
15	CEBAN Nicolai	51.32	x
16	COMENENTIA Denzel	53.22	x
17	PETTERSSON Simon	x	53.06
18	SIVONEN Matti	x	52.29
19	KÁPLÁR János	51.83	49.54
20	KOLAREVIC Demir	51.96	47.52
21	ZALOGA Robert	49.17	50.24
22	CAIAFFA Andrea	48.85	x
23	DJUROVIC Tomas	48.26	48.69
24	FIRFIRICA A	x	x
25	KANGRO Heigo	x	x
26	HALUBKOVICH Valery	x	47.18
27	SEJARIC Haris	47.15	x
28	SKAGESTAD S	x	46.53
29	KHACHATRYAN Suren	46.36	x

INTERNET Service: www.european-athletics.org

Timing, Measurement & Data Service by  OMEGA

printed at SAT 20 JUL 2013 20:15

Page 16 of 31

Discus Men (1,75 kg)
Qualification Group A
20 JUL 2013 / 9:30

Rank	Name	Nat	Date of Birth	Order	Result	
1	MIHALJEVIC Filip	CRO	31 JUL 1994	2	60.71	Q
2	DOBRENKIY Aleksandr	RUS	11 MAR 1994	3	57.67	Q
3	SZIKSZAI Róbert	HUN	30 SEP 1994	1	57.45	Q
4	POŠKA Domantas	LTU	10 JAN 1996	7	57.17	Q PB
5	KLAUS Maximilian	GER	7 FEB 1996	13	56.22	Q
6	THOMPSON Gregory	GBR	5 MAY 1994	9	56.13	Q
7	LABIENIEC Partyk	POL	17 APR 1994	4	53.97	PB
8	SIVONEN Matti	FIN	28 JUL 1994	11	52.29	
9	CAIAFFA Andrea	ITA	26 JUL 1995	6	48.85	
10	DJUROVIC Tomas	MNE	14 FEB 1994	12	48.69	
11	KANGRO Heigo	EST	23 JUL 1994	14	48.06	
12	HALUBKOVICH Valery	BLR	21 JAN 1995	15	47.18	
13	SEJARIC Haris	SLO	16 OCT 1994	5	47.15	
14	SKAGESTAD Sven Martin	NOR	13 JAN 1995	8	46.53	
15	KHACHATRYAN Suren	ARM	6 MAR 1995	10	46.36	

	1	2	3
1	MIHALJEVIC Filip	x	60.71
2	DOBRENKIY A	57.67	
3	SZIKSZAI Róbert	57.45	
4	POŠKA Domantas	55.32	53.60
5	KLAUS Maximilian	53.01	56.22
6	THOMPSON Gregory	x	54.18
7	LABIENIEC Partyk	x	53.97
8	SIVONEN Matti	x	52.29
9	CAIAFFA Andrea	48.85	x
10	DJUROVIC Tomas	48.26	48.69
11	KANGRO Heigo	x	x
12	HALUBKOVICH Valery	x	47.18
13	SEJARIC Haris	47.15	x
14	SKAGESTAD S	x	46.53
15	KHACHATRYAN Suren	46.36	x

Discus Men (1,75 kg)
Qualification Group B
20 JUL 2013 / 10:45

Rank	Name	Nat	Date of Birth	Order	Result	
1	PERCY Nicholas	GBR	6 DEC 1994	2	60.63	Q
2	PEZER Mesud	BIH	27 AUG 1994	9	58.62	Q
3	RAGONESI Gian Piero	ITA	19 APR 1995	12	56.83	Q PB
4	PILATO Martin	ITA	5 MAR 1994	14	56.33	Q
5	OTT Gregori	SUI	4 MAY 1994	5	55.75	q PB
6	KHUDIAKOV Aleksei	RUS	31 MAR 1995	7	55.14	q
7	ISENE Ola Stunes	NOR	29 JAN 1995	6	53.88	
8	CEBAN Nicolai	MDA	4 FEB 1995	8	53.62	PB
9	COMENTIA Denzel	NED	25 NOV 1995	4	53.22	
10	PETTERSSON Simon	SWE	3 JAN 1994	1	53.06	
11	KÁPLÁR János	HUN	8 FEB 1994	13	52.19	
12	KOLAREVIC Demir	CRO	20 JUL 1995	10	51.96	
13	ZALOGA Robert	POL	2 MAR 1994	3	50.24	
14	FIRFIRICA Alin Alexandru	ROU	3 NOV 1995	11	48.62	

Qualification Group B (cont.)

Qualification Group B		1	2	3
1	PERCY Nicholas	x	60.63	
2	PEZER Mesud	58.62		
3	RAGONESI G	56.83		
4	PILATO Martin	55.84	56.33	
5	OTT Gregori	x	55.75	x
6	KHUDIAKOV Aleksei	54.26	55.14	54.43
7	ISENE Ola Stunes	53.45	x	53.88
8	CEBAN Nicolai	51.32	x	53.62
9	COMENENTIA Denzel	53.22	x	x
10	PETTERSSON Simon	x	53.06	48.38
11	KÁPLÁR János	51.83	49.54	52.19
12	KOLAREVIC Demir	51.96	47.52	51.54
13	ZALOGA Robert	49.17	50.24	x
14	FIRFIRICA A	x	x	48.62

Qualified: qualifying perf. 56.00 (Q) or 12 best performers (q) advance to the Final

Javelin Men
Final 20 JUL 2013 / 18:15


Rank	Name	Nat	Date of Birth	Order	Result	
1	WEBER Julian	GER	29 AUG 1994	9	79.68	PB
2	BOHDAN Maksym	UKR	27 FEB 1994	7	78.77	NJR
3	KOMAROV German	RUS	14 DEC 1994	10	73.95	
4	OLESZCZUK Kacper	POL	15 MAY 1994	4	73.24	
5	KUUSELA Toni	FIN	21 JAN 1994	11	73.06	
6	RIVASZ-TÓTH Norbert	HUN	6 MAY 1996	5	72.41	
7	KARVINEN Joni	FIN	7 FEB 1994	8	71.40	
8	WIELAND Lukas	SUI	24 JUL 1994	6	69.68	
9	BATZÁVALIS Paraskevás	GRE	25 NOV 1994	3	67.84	
10	KINNUNEN Jami	FIN	31 MAR 1995	1	65.37	
11	KUBEŠ Jan	CZE	19 JUN 1994	2	64.07	
12	CAKŠS Gatis	LAT	13 JUN 1995	12	63.90	

	1	2	3	4	5	6
1	72.19	77.31	72.34	74.26	79.68	78.23
2	78.77	72.11	76.51	69.90	71.76	78.37
3	70.24	x	x	65.83	71.60	73.95
4	x	73.24	x	x	x	x
5	73.06	68.05	x	x	68.87	71.54
6	68.41	68.40	x	72.41	70.47	70.90
7	64.95	70.38	71.40	65.84	x	64.14
8	67.23	69.68	x	66.69	65.51	68.65
9	66.00	65.15	67.84			
10	x	64.91	65.37			
11	x	x	64.07			
12	61.68	x	63.90			

10000m Track Walk Men
Final
20 JUL 2013 / 10:10

Rank	Name	Nat	Date of Birth	Order	Result	
1	PARSHIN Pavel	RUS	2 JAN 1994	16	41:01.55	
2	MINEI Vito	ITA	16 JUN 1994	6	41:08.76	PB
3	MARTIN Alvaro	ESP	18 JUN 1994	9	41:13.95	SB
4	MARKOV Nikolay	RUS	1 FEB 1995	7	41:50.88	PB
5	TUR Marc	ESP	30 NOV 1994	5	41:51.24	PB
6	FORTUNATO Francesco	ITA	13 DEC 1994	18	42:23.99	
7	HIGGINS Jamie	GBR	7 JAN 1994	11	42:25.06	PB
8	TURKOU Artsiom	BLR	5 JAN 1994	19	42:28.29	PB
9	SENODUNCU Sahin	TUR	24 APR 1994	15	42:46.39	PB
10	CARVALHO Miguel	POR	2 SEP 1994	22	43:00.20	PB
11	SOKOLOV Viktor	RUS	7 JAN 1994	4	43:01.29	
12	BAGDÁNY Tomas	HUN	12 APR 1995	21	44:17.90	PB
13	HICKEY Luke	IRL	24 OCT 1994	20	44:18.05	PB
14	ŠAVELSKIS Marius	LTU	30 JUL 1994	2	44:55.76	
15	KYRÖLÄ Markus	FIN	20 APR 1995	13	45:36.17	
16	PETRIŠA Normantas	LTU	6 MAY 1994	17	45:41.34	
17	ÚRADNÍK Miroslav	SVK	24 MAR 1996	8	45:52.41	
18	DRAGOMIR Adrian	ROU	1 NOV 1994	1	46:22.36	
19	KOIVUNEN Elmo	FIN	3 AUG 1994	3	47:24.82	
	AMATI Marco	ITA	18 OCT 1994	10	DQ	R 230.6a
	DEDÓPOULOS Konstadínos	GRE	1 MAY 1994	12	DQ	R 230.6a
	DOLINSKÝ Andrej	SVK	31 DEC 1994	14	DQ	R 230.6a

Intermediate times:	1000m	4:01.06	PARSHIN Pavel (RUS)
	2000m	8:09.53	MARKOV Nikolay (RUS)
	3000m	12:13.45	PARSHIN Pavel (RUS)
	4000m	16:22.76	MARKOV Nikolay (RUS)
	5000m	20:27.35	PARSHIN Pavel (RUS)
	6000m	24:38.12	PARSHIN Pavel (RUS)
	7000m	28:43.47	MARTIN Alvaro (ESP)
	8000m	32:48.26	MARTIN Alvaro (ESP)
	9000m	37:02.18	MARTIN Alvaro (ESP)

INTERNET Service: www.european-athletics.org
Timing, Measurement & Data Service by  OMEGA

printed at SAT 20 JUL 2013 20:15


Page 19 of 31

4x400m Relay Men
Semifinal
20 JUL 2013 / 11:30

Rank	Nat	Nation	Lane	Result
1	RUS	RUSSIA	7	3:07.78 Q
1 - PEREMETOV Danil (18 MAR 1995) 2 - SAVIN Pavel (23 JAN 1994) 3 - KHASANOV Dmitry (2 JUN 1995) 4 - IVASHKO Pavel (1 JAN 1994)				
2	GBR	GREAT BRITAIN & NI	3	3:08.31 Q
1 - BOYCE Alex (18 JUN 1994) 2 - ATKINSON Scott (5 MAY 1995) 3 - RUTTER Elliot (20 AUG 1995) 4 - CADDICK George (29 JUL 1994)				
3	GER	GERMANY	5	3:08.92 Q
1 - GLADITZ Alexander (1 JAN 1994) 2 - STEUDEL Bennet (8 AUG 1994) 3 - WEEKE Florian (1 JAN 1995) 4 - KOCH Marc (24 MAY 1994)				
4	FRA	FRANCE	4	3:09.75 Q
1 - GEENEN Jordan (11 AUG 1994) 2 - KHATIR Nasredine (30 JAN 1995) 3 - MANDROU Bastien (5 JUN 1994) 4 - JORDIER Thomas (12 AUG 1994)				
5	POL	POLAND	3	3:09.86 Q
1 - WASCINSKI P (29 MAR 1995) 2 - OZDARSKI Lukasz (15 JAN 1994) 3 - KUSNIERZ Piotr (5 FEB 1994) 4 - WALCZUK Pawel (7 JAN 1994)				
6	ITA	ITALY	6	3:11.69 q
1 - ROMANO Mirko (7 JAN 1994) 2 - CONTI Francesco (15 MAR 1995) 3 - GHILARDI Nicolò (28 APR 1995) 4 - VIGLIOTTI Vincenzo (10 MAY 1994)				
7	HUN	HUNGARY	5	3:11.95 Q
1 - BARTHA Dávid (1 APR 1994) 2 - RÁDY Zoltán (11 AUG 1995) 3 - MOLNÁR Attila (11 MAY 1994) 4 - MÓRICZ Bálint (28 MAR 1995)				
8	TUR	TURKEY	2	3:12.01 q NJR
1 - UGURER Doruk (9 MAR 1994) 2 - ÇOBANOĞLU Utku (8 MAR 1995) 3 - ÜNSAL Enis (6 JUN 1995) 4 - ALTINTAS Batuhan (26 APR 1996)				
9	BEL	BELGIUM	6	3:12.96
1 - PIETERS Giovanni (11 NOV 1994) 2 - SCREVE Alexandre (1 JAN 1995) 3 - LUYCX Bram (7 APR 1994) 4 - DE LANGE Simon (21 JUL 1995)				
10	BLR	BELARUS	4	3:16.94
1 - KRESA Siarhei (2 APR 1994) 2 - SLOMA Yan (3 MAY 1995) 3 - LIPAUKA Maksim (29 MAY 1996) 4 - KRASOUSKI A (9 APR 1994)				
	CRO	CROATIA	7	DQ R 170.19
1 - ŠAKIC Josip (14 SEP 1995) 2 - VRHOVEC Staša (26 SEP 1994) 3 - KOVACIC Mateo (19 JUL 1996) 4 - RUŽIC Mateo (16 AUG 1994)				

4x400m Relay Men
Semifinal 1/2
20 JUL 2013 / 11:30

Rank	Nat	Nation	Lane	Reaction time	Result
1	RUS	RUSSIA	7	0.166	3:07.78 Q
1 - PEREMETOV Danil (18 MAR 1995) 2 - SAVIN Pavel (23 JAN 1994) 3 - KHASANOV Dmitry (2 JUN 1995) 4 - IVASHKO Pavel (1 JAN 1994)					
2	GBR	GREAT BRITAIN & NI	3	0.185	3:08.31 Q
1 - BOYCE Alex (18 JUN 1994) 2 - ATKINSON Scott (5 MAY 1995) 3 - RUTTER Elliot (20 AUG 1995) 4 - CADDICK George (29 JUL 1994)					
3	GER	GERMANY	5	0.162	3:08.92 Q
1 - GLADITZ Alexander (1 JAN 1994) 2 - STEUDEL Bennet (8 AUG 1994) 3 - WEEKE Florian (1 JAN 1995) 4 - KOCH Marc (24 MAY 1994)					
4	ITA	ITALY	6	0.164	3:11.69 q
1 - ROMANO Mirko (7 JAN 1994) 2 - CONTI Francesco (15 MAR 1995) 3 - GHILARDI Nicolò (28 APR 1995) 4 - VIGLIOTTI Vincenzo (10 MAY 1994)					
5	BLR	BELARUS	4	0.173	3:16.94
1 - KRESA Siarhei (2 APR 1994) 2 - SLOMA Yan (3 MAY 1995) 3 - LIPAUKA Maksim (29 MAY 1996) 4 - KRASOUSKI A (9 APR 1994)					

INTERNET Service: www.european-athletics.org
Timing, Measurement & Data Service by  OMEGA

printed at SAT 20 JUL 2013 20:15

Page 20 of 31

4x400m Relay Men
Semifinal 2/2
20 JUL 2013 / 11:45

Rank	Nat	Nation	Lane	Reaction time	Result
1	FRA	FRANCE	4	0.189	3:09.75 Q
			1 - GEENEN Jordan (11 AUG 1994) 2 - KHATIR Nasredine (30 JAN 1995) 3 - MANDROU Bastien (5 JUN 1994) 4 - JORDIER Thomas (12 AUG 1994)		
2	POL	POLAND	3	0.180	3:09.86 Q
			1 - WASCINSKI P (29 MAR 1995) 2 - OZDARSKI Lukasz (15 JAN 1994) 3 - KUSNIERZ Piotr (5 FEB 1994) 4 - WALCZUK Pawel (7 JAN 1994)		
3	HUN	HUNGARY	5	0.158	3:11.95 Q
			1 - BARTHA Dávid (1 APR 1994) 2 - RÁDY Zoltán (11 AUG 1995) 3 - MOLNÁR Attila (11 MAY 1994) 4 - MÓRICZ Bálint (28 MAR 1995)		
4	TUR	TURKEY	2	0.201	3:12.01 q NJR
			1 - UGURER Doruk (9 MAR 1994) 2 - ÇOBANOGLU Utku (8 MAR 1995) 3 - ÜNSAL Enis (6 JUN 1995) 4 - ALTINTAS Batuhan (26 APR 1996)		
5	BEL	BELGIUM	6	0.176	3:12.96
			1 - PIETERS Giovanni (11 NOV 1994) 2 - SCREVE Alexandre (1 JAN 1995) 3 - LUYCX Bram (7 APR 1994) 4 - DE LANGE Simon (21 JUL 1995)		
	CRO	CROATIA	7	0.179	DQ R 170.19
			1 - ŠAKIC Josip (14 SEP 1995) 2 - VRHOVEC Staša (26 SEP 1994) 3 - KOVACIC Mateo (19 JUL 1996) 4 - RUŽIC Mateo (16 AUG 1994)		

Qualified: First 3 in each heat (Q) and 2 best performers (q) advance to the Final

110m Hurdles Men (99.0 cm)
Final
20 JUL 2013 / 17:00

Wind: +0.9 m/s

Rank	Name	Nat	Date of Birth	Lane	Reaction time	Result
1	BELOCIAN Wilhem	FRA	22 JUN 1995	5	0.138	13.18 EJ,CR
2	PERINI Lorenzo	ITA	22 JUL 1994	4	0.172	13.30 NJR
3	PEÑA Brahian	SUI	3 APR 1994	6	0.161	13.31 NJR
4	ROBILLART Remy	FRA	14 SEP 1994	7	0.178	13.40 PB
5	OMOREGIE David	GBR	1 NOV 1995	3	0.151	13.49
6	DE BONT Jules	NED	23 DEC 1994	8	0.164	13.54
7	MEYER Maurus	SUI	24 MAY 1995	2	0.174	13.84 PB
	COLOMO Javier	ESP	26 MAR 1994	1	0.169	DNF

**Decathlon
Final**
20 JUL 2013

Rank	Name	Nat	Date of Birth	Order	total
1	LIKHANOV Yevgeniy	RUS	10 JAN 1995	21	4361
2	EKHOLM Fredrick	SWE	15 JUN 1994	13	4086
3	NOWAK Tim	GER	13 AUG 1995	20	4075
4	CHERKASOV Aleksey	RUS	22 OCT 1994	18	4048
5	MENN Philipp	GER	6 APR 1995	9	4034
6	ADAMCHUK Vadym	UKR	30 MAY 1994	4	4032
7	SAMUELSSON Fredrik	SWE	16 FEB 1995	11	3945
8	MARTIN Axel	FRA	13 APR 1994	1	3930
9	ÓIGLANE Janek	EST	25 APR 1994	10	3906
10	CHRIST Fabian	GER	18 SEP 1995	19	3901
11	GFÖHLER Benjamin	SUI	27 JAN 1994	6	3868
12	TOTH Maxence	FRA	27 FEB 1994	12	3858
13	STAS Vincent	BEL	4 MAY 1995	14	3854
14	TŠERNJAVSKI Taavi	EST	4 MAR 1995	5	3799
15	ROSENBERG Kristjan	EST	16 MAY 1994	16	3795
16	CHLOND Kacper	POL	27 MAY 1994	2	3788
17	AKO BIENES Mathias	FRA	28 JUL 1995	7	3747
18	TUONONEN Aleksi	FIN	1 APR 1994	17	3691
19	GALAMBOS Zsolt	HUN	31 MAY 1994	3	3538
20	SAVOLA Elmo	FIN	10 MAR 1995	8	2940
	SÝKORA Jiri	CZE	20 JAN 1995	15	DNS

**200m Women
Final**
20 JUL 2013 / 18:10

Wind: -2.2 m/s


Rank	Name	Nat	Date of Birth	Lane	Reaction time	Result
1	ASHER-SMITH Dina	GBR	4 DEC 1995	3	0.175	23.29
2	HENRY Desiree	GBR	26 AUG 1995	6	0.155	23.56
3	VAN SCHAGEN Tessa	NED	2 FEB 1994	4	0.189	23.65
4	FREESE Anna-Lena	GER	21 JAN 1994	5	0.193	23.67
5	NTIAMOAH Brigitte	FRA	5 MAR 1994	7	0.217	23.97
6	SEIDLOVÁ Klára	CZE	10 MAR 1994	2	0.197	24.16
7	GRILLET Justien	BEL	18 JUL 1994	8	0.158	24.26
8	ATCHO Sarah	SUI	1 JUN 1995	1	0.169	24.36

**800m Women
Final**
20 JUL 2013 / 17:15

Rank	Name	Nat	Date of Birth	Lane	Result
1	HINRIKSDÓTTIR Anita	ISL	13 JAN 1996	6	2:01.14
2	SIDORSKA Olena	UKR	30 JUL 1994	4	2:01.46
3	HERING Christina	GER	1 JAN 1994	3	2:03.11
4	CROSSEY Aislinn	IRL	11 AUG 1995	1	2:03.93
5	TROST Katharina	GER	1 JAN 1995	5	2:04.34
6	VASILIEVA Vera	RUS	22 JUN 1994	2	2:04.54
7	GESS Christine	GER	17 APR 1994	8	2:04.90
8	CLEIRIGH-BUTTNER Siofra	IRL	21 JUL 1995	7	2:06.23

Intermediate times: 400m 58.28 HINRIKSDÓTTIR Anita (ISL)
600m 1:29.06 HINRIKSDÓTTIR Anita (ISL)

 INTERNET Service: www.european-athletics.org

 Timing, Measurement & Data Service by 

printed at SAT 20 JUL 2013 20:15

Page 22 of 31

3000m Women
Final 20 JUL 2013 / 18:40

Rank	Name	Nat	Date of Birth	Order	Result	
1	GORECKA Emelia	GBR	29 JAN 1994	2	9:12.53	SB
2	TUNA Emine Hatun	TUR	7 DEC 1995	12	9:25.83	PB
3	PETROVA Anna	RUS	15 JUL 1994	10	9:30.00	
4	CARTON Louise	BEL	16 APR 1994	5	9:34.09	
5	STEFANI Anna	ITA	7 JAN 1995	4	9:38.53	
6	SJÖSTRÖM Agnes	SWE	23 MAR 1994	8	9:42.05	
7	PITOÚLI Sofia	GRE	1 JAN 1995	6	9:43.83	
8	KÓSZÁS Kriszta	HUN	26 AUG 1994	9	9:55.61	
9	MASRHALMI Nisrine	NED	17 NOV 1996	3	10:03.17	
10	PETREA Mihaela	ROU	2 JUL 1995	11	10:06.33	
11	WÓJCIK Anna	POL	19 MAY 1994	7	10:14.82	
	LAHTI Sarah	SWE	18 FEB 1995	1	DNF	

Intermediate times: 1000m 3:10.10 PETROVA Anna (RUS)
2000m 6:12.19 GORECKA Emelia (GBR)

100m Hurdles Women
Final 20 JUL 2013 / 16:45
Wind: +1.3 m/s

Rank	Name	Nat	Date of Birth	Lane	Reaction time	Result	
1	ZBÁREN Noemi	SUI	12 MAR 1994	5	0.189	13.17	
2	LAVIN Sarah	IRL	28 MAY 1994	3	0.163	13.34	NJR
3	KANE Heloise	FRA	25 DEC 1995	6	0.177	13.36	PB
4	SENE Awa	FRA	24 JUL 1994	7	0.180	13.48	PB
5	HURSKE Reetta	FIN	15 MAY 1995	8	0.137	13.53	
6	ERRANDONEA Teresa	ESP	15 NOV 1994	2	0.157	13.79	
7	ZAPALSKA Monika	GER	24 MAY 1994	1	0.196	13.85	
	HOFMANN Franziska	GER	27 MAR 1994	4		DQ	R 162.7

400m Hurdles Women
Semifinal 20 JUL 2013 / 15:00

Rank	Name	Nat	Date of Birth	Lane	Result	
1	McLEAN Hayley	GBR	9 SEP 1994	6	57.76	Q
2	SALTERBERG Christine	GER	9 JUN 1994	7	57.94	Q SB
3	TROEST Stina	DEN	17 JAN 1994	8	58.22	Q
4	SVORTEVIK Vilde	NOR	18 MAY 1994	4	58.54	Q
5	MEDJID Joan	FRA	29 SEP 1995	5	58.62	Q
6	PAHLITZSCH Karolina	GER	5 APR 1994	3	58.62	Q PB
7	RICHARDS Shona	GBR	1 SEP 1995	3	58.64	q PB
8	TROŠT Eva	SLO	11 MAR 1994	5	58.71	q SB
9	MORELLI Irene	ITA	4 OCT 1995	6	58.96	
10	GOLOVATAYA Ekaterina	RUS	5 FEB 1994	8	59.28	
11	MÄÄTTÄNEN Eveliina	FIN	1 SEP 1995	2	59.49	
12	YILDIRIM Derya	TUR	9 NOV 1994	2	59.73	
13	KLIMENTEVA Alena	RUS	12 NOV 1994	1	59.84	
14	MILLET Nessa	IRL	5 DEC 1994	1	59.92	
15	TURNER Jessica	GBR	8 AUG 1995	7	1:01.09	
16	BAUWE Émeline	FRA	1 JUL 1995	4	1:05.67	

400m Hurdles Women
Semifinal 1/2
20 JUL 2013 / 15:00

Rank	Name	Nat	Date of Birth	Lane	Reaction time	Result	
1	McLEAN Hayley	GBR	9 SEP 1994	6	0.198	57.76	Q
2	SALTERBERG Christine	GER	9 JUN 1994	7	0.217	57.94	Q SB
3	TROEST Stina	DEN	17 JAN 1994	8	0.163	58.22	Q
4	RICHARDS Shona	GBR	1 SEP 1995	3	0.172	58.64	q PB
5	TROŠT Eva	SLO	11 MAR 1994	5	0.162	58.71	q SB
6	MÄÄTTÄNEN Eveliina	FIN	1 SEP 1995	2	0.186	59.49	
7	KLIMENTEVA Alena	RUS	12 NOV 1994	1	0.165	59.84	
8	BAUWE Émeline	FRA	1 JUL 1995	4	0.249	1:05.67	

400m Hurdles Women
Semifinal 2/2
20 JUL 2013 / 15:10

Rank	Name	Nat	Date of Birth	Lane	Reaction time	Result	
1	SVORTEVIK Vilde	NOR	18 MAY 1994	4	0.191	58.54	Q
2	MEDJID Joan	FRA	29 SEP 1995	5	0.169	58.62	Q
3	PAHLITZSCH Karolina	GER	5 APR 1994	3	0.194	58.62	Q PB
4	MORELLI Irene	ITA	4 OCT 1995	6	0.193	58.96	
5	GOLOVATAYA Ekaterina	RUS	5 FEB 1994	8	0.201	59.28	
6	YILDIRIM Derya	TUR	9 NOV 1994	2	0.251	59.73	
7	MILLET Nessa	IRL	5 DEC 1994	1	0.136	59.92	
8	TURNER Jessica	GBR	8 AUG 1995	7	0.220	1:01.09	


Qualified: First 3 in each heat (Q) and 2 best performers (q) advance to the Final

3000m Steeplechase Women
Final
20 JUL 2013 / 17:30

Rank	Name	Nat	Date of Birth	Order	Result	
1	KETTUNEN Oona	FIN	10 FEB 1994	3	9:45.51	NJR
2	MIŠMAŠ Marusa	SLO	24 NOV 1994	12	9:51.15	NJR,NR
3	REHBERG Maya	GER	28 APR 1994	1	10:00.04	PB
4	LARSSON Maria	SWE	24 MAR 1994	2	10:12.83	
5	NEALE Amy-Eloise	GBR	5 AUG 1995	8	10:19.32	
6	MÅRTENSSON Heidi	NOR	16 MAR 1995	10	10:29.14	
7	KALYUZHNA Viktoriya	UKR	11 JUL 1994	11	10:29.41	
8	FEDOROVA Nadezhda	RUS	30 AUG 1994	7	10:31.53	
9	DRAHOTOVÁ Anezka	CZE	22 JUL 1995	5	10:31.92	
10	LOGHIN Dana Elena	ROU	23 OCT 1994	6	10:36.42	
11	INGLE Katie	GBR	4 MAR 1995	4	10:39.12	
12	HUKKA Minttu	FIN	31 MAR 1995	9	10:48.23	

Intermediate times: 1000m 3:07.79 LARSSON Maria (SWE)
2000m 6:24.02 LARSSON Maria (SWE)

INTERNET Service: www.european-athletics.org

Timing, Measurement & Data Service by  OMEGA


printed at SAT 20 JUL 2013 20:15

Page 24 of 31

Long Jump Women
Qualification
20 JUL 2013 / 11:50

Rank	Name	Nat	Date of Birth	Order	Result		
1	MIHAMBO Malaika	GER	3 FEB 1994	11	6.64	Q	PB
2	SAWYERS Jazmin	GBR	21 MAY 1994	5	6.38	Q	PB
3	CARVALHO Teresa	POR	30 JAN 1995	11	6.35	Q	PB
4	BEKH Maryna	UKR	18 JUL 1995	1	6.32	Q	
5	MARTÍN-SACRISTÁN Ana	ESP	15 DEC 1994	4	6.28	Q	PB
6	MALMBERG Elise	SWE	13 JUL 1995	10	6.22	Q	PB
7	SENE Awa	FRA	24 JUL 1994	9	6.22	Q	
8	GERTER Julia	GER	13 JUL 1994	5	6.19	q	
9	LUZOLO Maryse	GER	13 MAR 1995	3	6.16	q	
10	PETROKAITE Jogaile	LTU	30 SEP 1995	12	6.12	q	
11	CESTONARO Ottavia	ITA	12 JAN 1995	2	6.10	q	
12	MELNYK Bohdana	UKR	25 OCT 1994	1	6.08	q	
13	CHACINSKA Natalia	POL	7 MAR 1996	3	6.04		
14	HOVHANNISYAN Satenik	ARM	5 FEB 1995	7	6.04		
15	MARINCU Florentina	ROU	8 APR 1996	6	6.03		
16	DWOMOH Gabriella	NED	12 JAN 1994	13	6.01		
17	HLADIKOVA Claudia	SVK	11 JAN 1994	2	5.98		
18	OLIVEIRA Ana Margarida	POR	18 JUL 1995	8	5.97		
19	AKPANA ASSA Nadia	NOR	22 DEC 1995	13	5.96		
20	SALAS Cora	ESP	27 SEP 1995	14	5.92		
21	VAN KOOTEN Djanne	NED	9 JUN 1995	10	5.89		
22	HURSKÉ Reetta	FIN	15 MAY 1995	8	5.88		
23	FOTOPOULOU Philippa	CYP	20 DEC 1996	7	5.83		
24	TRAORÉ Martha	DEN	8 JAN 1995	9	5.72		
25	KORNILUK Ewa	POL	11 JUL 1994	12	5.34		
26	ZUBOVA Krista	LAT	1 MAY 1994	4	5.33		
	ŠVECOVÁ Anna	CZE	11 APR 1994	14	NM		
	LINDEMANS Marjolein	BEL	17 FEB 1994	6	DNS		

	1	2	3
1	MIHAMBO Malaika	6.64 (-0.5)	
2	SAWYERS Jazmin	x (+0.6)	6.10 (+1.2)
3	CARVALHO Teresa	x (+0.4)	6.35 (+0.2)
4	BEKH Maryna	6.32 (+1.0)	
5	MARTÍN-SACRISTÁN A	6.28 (-0.2)	
6	MALMBERG Elise	6.01 (-0.9)	6.22 (+0.1)
7	SENE Awa	6.22 (-0.4)	
8	GERTER Julia	x (-0.3)	x (+0.5)
9	LUZOLO Maryse	6.16 (0.0)	6.12 (+0.7)
10	PETROKAITE Jogaile	6.12 (-0.5)	5.96 (+0.9)
11	CESTONARO Ottavia	6.10 (+1.1)	6.02 (+1.0)
12	MELNYK Bohdana	5.98 (+0.6)	6.08 (+1.5)
13	CHACINSKA Natalia	6.04 (+1.0)	5.94 (0.0)
14	HOVHANNISYAN S	5.89 (-0.2)	6.04 (+0.4)
15	MARINCU Florentina	5.83 (-0.9)	6.03 (+1.2)
16	DWOMOH Gabriella	x (+0.4)	5.98 (+0.4)
17	HLADIKOVA Claudia	5.83 (+0.8)	5.98 (+0.8)
18	OLIVEIRA A	5.97 (-0.7)	5.89 (0.0)
19	AKPANA ASSA Nadia	5.96 (-0.6)	x (0.0)
20	SALAS Cora	x (+0.6)	5.92 (+0.4)
21	VAN KOOTEN Djanne	5.67 (-0.9)	5.76 (+0.8)
22	HURSKÉ Reetta	x (-0.3)	5.71 (+0.6)
23	FOTOPOULOU P	5.72 (+0.8)	5.83 (-0.6)
24	TRAORÉ Martha	x (+1.1)	x (+1.1)
25	KORNILUK Ewa	x (0.0)	x (+0.7)
26	ZUBOVA Krista	x (+0.3)	x (+0.5)
	ŠVECOVÁ Anna	x (+1.3)	r
	LINDEMANS M		

INTERNET Service: www.european-athletics.org
Timing, Measurement & Data Service by  OMEGA

printed at SAT 20 JUL 2013 20:15

Page 25 of 31

**Long Jump Women
Qualification Group A**
20 JUL 2013 / 11:50

Rank	Name	Nat	Date of Birth	Order	Result		
1	SAWYERS Jazmin	GBR	21 MAY 1994	5	6.38	Q	PB
2	CARVALHO Teresa	POR	30 JAN 1995	11	6.35	Q	PB
3	BEKH Maryna	UKR	18 JUL 1995	1	6.32	Q	
4	MARTÍN-SACRISTÁN Ana	ESP	15 DEC 1994	4	6.28	Q	PB
5	MALMBERG Elise	SWE	13 JUL 1995	10	6.22	Q	PB
6	SENE Awa	FRA	24 JUL 1994	9	6.22	Q	
7	LUZOLO Maryse	GER	13 MAR 1995	3	6.16	q	
8	MARINCU Florentina	ROU	8 APR 1996	6	6.03		
9	DWOMOH Gabriella	NED	12 JAN 1994	13	6.01		
10	HLADIKOVA Claudia	SVK	11 JAN 1994	2	5.98		
11	HURSKE Reetta	FIN	15 MAY 1995	8	5.88		
12	FOTOPOULOU Philippa	CYP	20 DEC 1996	7	5.83		
13	KORNILUK Ewa	POL	11 JUL 1994	12	5.34		
	ŠVECOVÁ Anna	CZE	11 APR 1994	14	NM		

	1	2	3	
1	SAWYERS Jazmin	x (+0.6)	6.10 (+1.2)	6.38 (+0.6)
2	CARVALHO Teresa	x (+0.4)	6.35 (+0.2)	
3	BEKH Maryna	6.32 (+1.0)		
4	MARTÍN-SACRISTÁN A	6.28 (-0.2)		
5	MALMBERG Elise	6.01 (-0.9)	6.22 (+0.1)	
6	SENE Awa	6.22 (-0.4)		
7	LUZOLO Maryse	6.16 (0.0)	6.12 (+0.7)	x (+0.2)
8	MARINCU Florentina	5.83 (-0.9)	6.03 (+1.2)	x (+0.6)
9	DWOMOH Gabriella	x (+0.4)	5.98 (+0.4)	6.01 (+0.1)
10	HLADIKOVA Claudia	5.83 (+0.8)	5.98 (+0.8)	x (+1.3)
11	HURSKE Reetta	x (-0.3)	5.71 (+0.6)	5.88 (+0.7)
12	FOTOPOULOU P	5.72 (+0.8)	5.83 (-0.6)	x (-0.1)
13	KORNILUK Ewa	x (0.0)	x (+0.7)	5.34 (+0.1)
	ŠVECOVÁ Anna	x (+1.3)	r	

**Long Jump Women
Qualification Group B**
20 JUL 2013 / 11:50

Rank	Name	Nat	Date of Birth	Order	Result		
1	MIHAMBO Malaika	GER	3 FEB 1994	11	6.64	Q	PB
2	GERTER Julia	GER	13 JUL 1994	5	6.19	q	
3	PETROKAITE Jogaile	LTU	30 SEP 1995	12	6.12	q	
4	CESTONARO Ottavia	ITA	12 JAN 1995	2	6.10	q	
5	MELNYK Bohdana	UKR	25 OCT 1994	1	6.08	q	
6	CHACINSKA Natalia	POL	7 MAR 1996	3	6.04		
7	HOVHANNISYAN Satenik	ARM	5 FEB 1995	7	6.04		
8	OLIVEIRA Ana Margarida	POR	18 JUL 1995	8	5.97		
9	AKPANA ASSA Nadia	NOR	22 DEC 1995	13	5.96		
10	SALAS Cora	ESP	27 SEP 1995	14	5.92		
11	VAN KOOTEN Djanne	NED	9 JUN 1995	10	5.89		
12	TRAORÉ Martha	DEN	8 JAN 1995	9	5.72		
13	ZUBOVA Krista	LAT	1 MAY 1994	4	5.33		
	LINDEMANS Marjolein	BEL	17 FEB 1994	6	DNS		

Qualification Group B (cont.)

Qualification Group B		1	2	3
1	MIHAMBO Malaika	6.64 (-0.5)		
2	GERTER Julia	x (-0.3)	x (+0.5)	6.19 (+0.8)
3	PETROKAITE Jogaite	6.12 (-0.5)	5.96 (+0.9)	5.93 (0.0)
4	CESTONARO Ottavia	6.10 (+1.1)	6.02 (+1.0)	x (+0.1)
5	MELNYK Bohdana	5.98 (+0.6)	6.08 (+1.5)	6.06 (+0.1)
6	CHACINSKA Natalia	6.04 (+1.0)	5.94 (0.0)	5.98 (+1.3)
7	HOVHANNISYAN S	5.89 (-0.2)	6.04 (+0.4)	x (-0.2)
8	OLIVEIRA A	5.97 (-0.7)	5.89 (0.0)	x (-0.3)
9	AKPANA ASSA Nadia	5.96 (-0.6)	x (0.0)	5.95 (+1.3)
10	SALAS Cora	x (+0.6)	5.92 (+0.4)	x (+0.7)
11	VAN KOOTEN Djanne	5.67 (-0.9)	5.76 (+0.8)	5.89 (+0.2)
12	TRAORÉ Martha	x (+1.1)	x (+1.1)	5.72 (+0.4)
13	ZUBOVA Krista	x (+0.3)	x (+0.5)	5.33 (+0.4)
	LINDEMANS M			

Qualified: qualifying perf. 6.20 (Q) or 12 best performers (q) advance to the Final

Shot Put Women
Qualification 20 JUL 2013 / 10:35


Rank	Name	Nat	Date of Birth	Order	Result
1	DERELI Emel	TUR	25 FEB 1996	6	16.77 Q
2	MCKINNA Sophie	GBR	31 AUG 1994	6	15.83 Q
3	ROOS Fanny	SWE	2 JAN 1995	4	15.55 Q
4	PIIRIMÄE Kätlin	EST	8 NOV 1995	7	15.28 Q
5	JOKEIT Laura	GER	16 AUG 1995	1	14.65 Q
6	TOIMIL Belén	ESP	5 MAY 1994	8	14.61 Q
7	DOSSOW Madlin	GER	1 JAN 1994	1	14.57 Q
8	BENGTSON Lina	SWE	18 NOV 1994	4	14.43 Q PB
9	WEHRLE Laura	GER	1 JAN 1995	5	14.36 Q
10	RØNNING Camilla	NOR	1 JAN 1995	3	14.31 Q
11	CANTARELLA Monia	ITA	3 JUL 1994	5	14.25 Q
12	PIERRE-LOUIS Rose Sharon	FRA	7 SEP 1994	3	13.94 q
13	KESKINEN Taija	FIN	12 JAN 1995	2	13.75
14	GYENES Anna	HUN	28 APR 1994	2	13.69
15	LIIVRAND Lisette	EST	30 JUL 1995	7	13.64

	1	2	3
1	DERELI Emel	16.77	
2	MCKINNA Sophie	15.83	
3	ROOS Fanny	15.55	
4	PIIRIMÄE Kätlin	15.28	
5	JOKEIT Laura	14.65	
6	TOIMIL Belén	14.61	
7	DOSSOW Madlin	13.85	x 14.57
8	BENGTSON Lina	14.43	
9	WEHRLE Laura	14.36	
10	RØNNING Camilla	13.14	14.31
11	CANTARELLA Monia	14.25	
12	PIERRE-LOUIS R	12.85	13.94 13.10
13	KESKINEN Taija	x	12.88 13.75
14	GYENES Anna	12.97	13.69 x
15	LIIVRAND Lisette	x	13.19 13.64

Shot Put Women
Qualification Group A 20 JUL 2013 / 10:35

Rank	Name	Nat	Date of Birth	Order	Result
1	MCKINNA Sophie	GBR	31 AUG 1994	6	15.83 Q
2	JOKEIT Laura	GER	16 AUG 1995	1	14.65 Q
3	TOIMIL Belén	ESP	5 MAY 1994	8	14.61 Q
4	BENGTSON Lina	SWE	18 NOV 1994	4	14.43 Q PB
5	RØNNING Camilla	NOR	1 JAN 1995	3	14.31 Q
6	CANTARELLA Monia	ITA	3 JUL 1994	5	14.25 Q
7	KESKINEN Taija	FIN	12 JAN 1995	2	13.75
8	LIIVRAND Lisette	EST	30 JUL 1995	7	13.64

INTERNET Service: www.european-athletics.org

Timing, Measurement & Data Service by  OMEGA

printed at SAT 20 JUL 2013 20:15

Page 27 of 31

Qualification Group A (cont.)

Qualification Group A		1	2	3
1	MCKINNA Sophie	15.83		
2	JOKEIT Laura	14.65		
3	TOIMIL Belén	14.61		
4	BENGTSON Lina	14.43		
5	RÖNNING Camilla	13.14	14.31	
6	CANTARELLA Monia	14.25		
7	KESKINEN Tajja	x	12.88	13.75
8	LIIVRAND Lisette	x	13.19	13.64

Shot Put Women
Qualification Group B
20 JUL 2013 / 10:35

Rank	Name	Nat	Date of Birth	Order	Result
1	DERELI Emel	TUR	25 FEB 1996	6	16.77 Q
2	ROOS Fanny	SWE	2 JAN 1995	4	15.55 Q
3	PIIRIMÄE Kätlin	EST	8 NOV 1995	7	15.28 Q
4	DOSSOW Madlin	GER	1 JAN 1994	1	14.57 Q
5	WEHRLE Laura	GER	1 JAN 1995	5	14.36 Q
6	PIERRE-LOUIS Rose Sharon	FRA	7 SEP 1994	3	13.94 q
7	GYENES Anna	HUN	28 APR 1994	2	13.69


		1	2	3
1	DERELI Emel	16.77		
2	ROOS Fanny	15.55		
3	PIIRIMÄE Kätlin	15.28		
4	DOSSOW Madlin	13.85	x	14.57
5	WEHRLE Laura	14.36		
6	PIERRE-LOUIS R	12.85	13.94	13.10
7	GYENES Anna	12.97	13.69	x

Qualified: qualifying perf. 14.20 (Q) or 12 best performers (q) advance to the Final

Shot Put Women
Final
20 JUL 2013 / 16:30

Rank	Name	Nat	Date of Birth	Order	Result
1	DERELI Emel	TUR	25 FEB 1996	4	18.04 NJR,NR
2	MCKINNA Sophie	GBR	31 AUG 1994	8	17.09
3	PIIRIMÄE Kätlin	EST	8 NOV 1995	9	16.80 NJR
4	TOIMIL Belén	ESP	5 MAY 1994	11	15.82 PB
5	ROOS Fanny	SWE	2 JAN 1995	1	15.82 NJR
6	DOSSOW Madlin	GER	1 JAN 1994	10	14.79
7	CANTARELLA Monia	ITA	3 JUL 1994	12	14.63 PB
8	RÖNNING Camilla	NOR	1 JAN 1995	5	14.61 PB
9	JOKEIT Laura	GER	16 AUG 1995	3	14.41
10	WEHRLE Laura	GER	1 JAN 1995	7	14.09
11	BENGTSON Lina	SWE	18 NOV 1994	6	13.93
12	PIERRE-LOUIS Rose Sharon	FRA	7 SEP 1994	2	13.38

		1	2	3	4	5	6
1	DERELI Emel	16.64	17.48	17.27	17.60	x	18.04
2	MCKINNA Sophie	17.08	16.93	16.59	17.09	16.31	x
3	PIIRIMÄE Kätlin	14.89	14.55	16.07	15.98	x	16.80
4	TOIMIL Belén	15.82	15.47	15.69	x	x	15.66
5	ROOS Fanny	15.63	15.63	x	15.82	15.41	15.11
6	DOSSOW Madlin	14.76	x	13.15	14.22	x	14.79
7	CANTARELLA Monia	14.25	14.56	13.96	14.63	14.55	x
8	RÖNNING Camilla	12.76	12.71	14.61	x	13.76	x
9	JOKEIT Laura	13.30	14.41	x			
10	WEHRLE Laura	13.86	14.08	14.09			
11	BENGTSON Lina	13.38	13.93	13.70			
12	PIERRE-LOUIS R	13.38	12.94	x			

INTERNET Service: www.european-athletics.org
Timing, Measurement & Data Service by 

printed at SAT 20 JUL 2013 20:15

Page 28 of 31

Hammer Women
Final 20 JUL 2013 / 15:35

Rank	Name	Nat	Date of Birth	Order	Result	
1	ZINCHUK Hanna	BLR	4 FEB 1994	11	65.44	
2	GYURÁTZ Réka	HUN	31 MAY 1996	3	65.01	PB
3	BANGA Beatrix	HUN	30 OCT 1995	10	63.89	PB
4	KOPRON Malwina	POL	16 NOV 1994	6	63.13	
5	SHAMOTINA Alyona	UKR	27 DEC 1995	5	62.22	
6	SHATYBELKA Anastasiya	BLR	20 MAY 1994	12	60.59	
7	KOROSÍDOU Iliána	GRE	14 JAN 1995	7	60.49	
8	VÖLGYI Helga	HUN	12 FEB 1996	8	60.42	
9	JAMES Louisa	GBR	5 JUL 1994	9	59.53	
10	RINNEKARI Heli	FIN	30 SEP 1994	1	59.41	
11	PETERSSON Marinda	SWE	3 FEB 1995	2	58.67	
12	ÁSTRÖM Matilda	SWE	14 FEB 1995	4	56.97	

	1	2	3	4	5	6	
1	ZINCHUK Hanna	56.53	58.56	61.09	61.07	65.44	60.05
2	GYURÁTZ Réka	59.37	65.01	59.54	x	61.29	x
3	BANGA Beatrix	58.96	59.94	63.56	63.31	63.89	62.64
4	KOPRON Malwina	x	x	62.04	60.65	63.13	62.97
5	SHAMOTINA Alyona	55.54	62.22	60.13	x	61.20	60.08
6	SHATYBELKA A	x	60.59	x	x	55.81	56.20
7	KOROSÍDOU Iliána	57.64	60.49	56.14	x	58.87	60.20
8	VOLGYI Helga	x	59.80	58.35	58.71	58.09	60.42
9	JAMES Louisa	59.53	x	x			
10	RINNEKARI Heli	x	59.41	x			
11	PETERSSON Marinda	58.67	54.40	x			
12	ÁSTRÖM Matilda	56.97	x	55.85			

Javelin Women
Qualification 20 JUL 2013 / 12:10

Rank	Name	Nat	Date of Birth	Order	Result	
1	HUSSONG Christin	GER	17 APR 1994	18	57.01	Q
2	KOLAK Sara	CRO	22 JUN 1995	1	54.26	Q
3	FLINCK Sofi	SWE	8 JUL 1995	21	53.19	Q
4	MICKIEWICZ Aleksandra	POL	24 MAR 1995	8	52.22	Q
5	WITEK Marcelina	POL	2 JUN 1995	19	52.15	Q
6	MORENO Arantxa	ESP	16 JAN 1995	10	51.63	q
7	VIVOD Eva	SLO	7 AUG 1994	13	51.41	q
8	JASIUNAITE Liveta	LTU	26 JUL 1994	7	51.32	q
9	JENSEN Maria Borstad	NOR	12 DEC 1994	14	51.08	q
10	SAFONOVA Mariia	RUS	28 OCT 1994	22	51.01	q
11	FETISKINA Tetyana	UKR	11 SEP 1994	4	50.30	q
12	FÄSSLER Salina	SUI	15 AUG 1994	16	48.90	q
13	SIRMA Katrina	LAT	31 MAR 1994	6	48.80	
14	NICOLLIN Margaux	FRA	1 MAY 1995	2	48.79	
15	STARYGINA Ekaterina	RUS	26 AUG 1995	20	48.01	
16	WINKLER Christine	GER	1 JAN 1995	12	47.58	
17	TACU Mihaela	MDA	29 JUN 1995	15	47.33	SB
18	GAZ Esra	TUR	9 JUL 1995	11	46.61	
19	PRENNER Nicole	AUT	6 SEP 1994	5	45.87	
20	GAŠPAROVIC Katarina	CRO	12 SEP 1994	3	45.81	
21	BORGE Sigrid	NOR	1 JAN 1995	9	44.92	
22	ALAIS Alexie	FRA	9 OCT 1994	17	40.83	

Qualification (cont.)

Qualification		1	2	3
1	HUSSONG Christin	57.01		
2	KOLAK Sara	50.18	54.26	
3	FLINCK Sofi	53.19		
4	MICKIEWICZ A	52.22		
5	WITEK Marcelina	45.61	x	52.15
6	MORENO Arantxa	49.99	51.63	46.57
7	VIVOD Eva	44.35	48.95	51.41
8	JASIUNAITE Liveta	51.32	x	51.32
9	JENSEN M	48.77	51.08	x
10	SAFONOVA Mariia	51.01	50.97	x
11	FETISKINA Tetyana	x	45.91	50.30
12	FÄSSLER Salina	41.66	48.43	48.90
13	SIRMA Katrina	47.37	x	48.80
14	NICOLLIN Margaux	43.62	47.37	48.79
15	STARYGINA E	47.34	x	48.01
16	WINKLER Christine	47.58	44.67	44.19
17	TACU Mihaela	x	47.15	47.33
18	GAZ Esra	44.35	42.51	46.61
19	PRENNER Nicole	44.38	x	45.87
20	GAŠPAROVIC K	44.24	45.15	45.81
21	BORGE Sigrid	x	44.14	44.92
22	ALAIS Alexie	x	x	40.83

Javelin Women
Qualification
20 JUL 2013 / 12:10

Rank	Name	Nat	Date of Birth	Order	Result
1	HUSSONG Christin	GER	17 APR 1994	18	57.01 Q
2	KOLAK Sara	CRO	22 JUN 1995	1	54.26 Q
3	FLINCK Sofi	SWE	8 JUL 1995	21	53.19 Q
4	MICKIEWICZ Aleksandra	POL	24 MAR 1995	8	52.22 Q
5	WITEK Marcelina	POL	2 JUN 1995	19	52.15 Q
6	MORENO Arantxa	ESP	16 JAN 1995	10	51.63 q
7	VIVOD Eva	SLO	7 AUG 1994	13	51.41 q
8	JASIUNAITE Liveta	LTU	26 JUL 1994	7	51.32 q
9	JENSEN Maria Borstad	NOR	12 DEC 1994	14	51.08 q
10	SAFONOVA Mariia	RUS	28 OCT 1994	22	51.01 q
11	FETISKINA Tetyana	UKR	11 SEP 1994	4	50.30 q
12	FÄSSLER Salina	SUI	15 AUG 1994	16	48.90 q
13	SIRMA Katrina	LAT	31 MAR 1994	6	48.80
14	NICOLLIN Margaux	FRA	1 MAY 1995	2	48.79
15	STARYGINA Ekaterina	RUS	26 AUG 1995	20	48.01
16	WINKLER Christine	GER	1 JAN 1995	12	47.58
17	TACU Mihaela	MDA	29 JUN 1995	15	47.33 SB
18	GAZ Esra	TUR	9 JUL 1995	11	46.61
19	PRENNER Nicole	AUT	6 SEP 1994	5	45.87
20	GAŠPAROVIC Katarina	CRO	12 SEP 1994	3	45.81
21	BORGE Sigrid	NOR	1 JAN 1995	9	44.92
22	ALAIS Alexie	FRA	9 OCT 1994	17	40.83


Qualification (cont.)

Qualification		1	2	3
1	HUSSONG Christin	57.01		
2	KOLAK Sara	50.18	54.26	
3	FLINCK Sofi	53.19		
4	MICKIEWICZ A	52.22		
5	WITEK Marcelina	45.61	x	52.15
6	MORENO Arantxa	49.99	51.63	46.57
7	VIVOD Eva	44.35	48.95	51.41
8	JASIUNAITE Liveta	51.32	x	51.32
9	JENSEN M	48.77	51.08	x
10	SAFONOVA Mariia	51.01	50.97	x
11	FETISKINA Tetyana	x	45.91	50.30
12	FÄSSLER Salina	41.66	48.43	48.90
13	SIRMA Katrina	47.37	x	48.80
14	NICOLLIN Margaux	43.62	47.37	48.79
15	STARYGINA E	47.34	x	48.01
16	WINKLER Christine	47.58	44.67	44.19
17	TACU Mihaela	x	47.15	47.33
18	GAZ Esra	44.35	42.51	46.61
19	PRENNER Nicole	44.38	x	45.87
20	GAŠPAROVIC K	44.24	45.15	45.81
21	BORGE Sigrid	x	44.14	44.92
22	ALAIS Alexie	x	x	40.83

Qualified: qualifying perf. 52.00 (Q) or 12 best performers (q) advance to the Final

Legend							
=PB	Equal Personal Best	=SB	Equal Season Best	CR	CHAMPIONSHIP RECORD	EJR	European Junior Record
NJR	National Junior Record	NR	National Record	PB	Personal Best	SB	Season Best

INTERNET Service: www.european-athletics.org

Timing, Measurement & Data Service by  **OMEGA**

printed at SAT 20 JUL 2013 20:15

Page 31 of 31