

## Results Day 4

**200m Men  
Final**
**30 JUN 2012 / 22:20**

Wind: -0.9 m/s

Rank	Name	Nat	Date of Birth	Lane	Reaction time	Result
1	MARTINA Churandy	NED	3 JUL 1984	3	0.150	20.42
2	VAN LUIJK Patrick	NED	17 SEP 1984	6	0.177	20.87
3	TALBOT Daniel	GBR	1 MAY 1991	5	0.164	20.95
4	BORLÉE Jonathan	BEL	22 FEB 1988	4	0.180	20.99
5	DE OLIVEIRA Nil	SWE	3 SEP 1986	8	0.167	21.11
6	CLARKE Chris	GBR	25 JAN 1990	7	0.165	21.26
7	MARANI Diego	ITA	27 APR 1990	2	0.144	21.26
8	HESSION Paul	IRL	27 JAN 1983	1	0.150	21.27

**1500m Men  
Semifinal 1/2**
**30 JUN 2012 / 13:45**

Rank	Name	Nat	Date of Birth	Order	Result
1	VOJTA Andreas	AUT	9 JUN 1989	5	3:41.24 Q
2	ÖZBILEN İlham Tanui	TUR	5 MAR 1990	9	3:41.38 Q
3	JURKEVICS Dmitrijs	LAT	7 JAN 1987	14	3:41.45 Q
4	CARVALHO Florian	FRA	9 MAR 1989	7	3:41.50 Q
5	GOMES Hélio	POR	27 DEC 1984	11	3:41.56 q
6	HAIDANE Abdellah	ITA	28 MAR 1989	10	3:41.61 q
7	NOWICKI Bartosz	POL	26 FEB 1984	13	3:41.82 q
8	NAVA Goran	SRB	15 APR 1981	12	3:41.96 q
9	BUENO Andreas	DEN	7 JUL 1988	8	3:42.81
10	DEMCZYSAK Mateusz	POL	18 JAN 1986	2	3:43.97
11	SCHLANGEN Carsten	GER	31 DEC 1980	6	3:46.52
12	KRYLOU Sjarhei	BLR	26 JAN 1990	4	3:46.93 SB
13	EIDE Thomas Solberg	NOR	20 NOV 1992	3	3:54.46
	OLMEDO Manuel	ESP	17 MAY 1983	1	DNF

Intermediate times: 400m 57.67 NAVA Goran (SRB)  
800m 1:59.54 SCHLANGEN Carsten (GER)  
1200m 2:58.03 GOMES Hélio (POR)


**1500m Men  
Semifinal 2/2**
**30 JUN 2012 / 13:55**

Rank	Name	Nat	Date of Birth	Order	Result
1	SANDELLS Niclas	FIN	14 MAR 1984	4	3:45.74 Q
2	ORTH Florian	GER	24 JUL 1989	1	3:45.87 Q
3	BUSTOS David	ESP	25 AUG 1990	14	3:46.12 Q
4	INGEBRIGTSEN Henrik	NOR	24 FEB 1991	2	3:46.14 Q
5	RODRÍGUEZ Álvaro	ESP	25 MAY 1987	3	3:46.33
6	BOTEZAN Raul	ROU	22 APR 1988	9	3:46.39
7	BEUGNET Gregory	FRA	14 SEP 1987	8	3:46.53
8	ROWE Brenton	AUT	17 AUG 1987	6	3:47.18
9	ROBINSON Paul	IRL	24 MAY 1991	11	3:47.26
10	LANCASHIRE Tom	GBR	2 JUL 1985	13	3:47.80
11	ZEBROWSKI Krzysztof	POL	9 JUL 1990	10	3:48.00
12	KOYUNCU Kemal	TUR	25 JAN 1985	5	3:48.01
13	BREIT Stefan	SUI	10 DEC 1987	7	3:50.79
14	KARONEI David	LUX	10 DEC 1983	12	3:50.93

Intermediate times: 400m 1:01.99 ROWE Brenton (AUT)  
800m 2:04.69 ROWE Brenton (AUT)  
1200m 3:03.90 BUSTOS David (ESP)

Qualified: First 4 in each heat (Q) and 4 best performers (q) advance to the Final

INTERNET Service: [www.european-athletics.org](http://www.european-athletics.org)

Timing, Measurement & Data Service by  OMEGA

printed at SAT 30 JUN 2012 23:22

Page 1 of 17

INTERNATIONAL PARTNERS



## Results Day 4

### 10000m Men

#### Final

30 JUN 2012 / 21:00

Rank	Name	Nat	Date of Birth	Order	Result
1	ARIKAN Polat Kemboi	TUR	12 DEC 1990	16	28:22.27
2	MEUCCI Daniele	ITA	7 OCT 1985	26	28:22.73
3	RYBAKOV Yevgeniy	RUS	27 FEB 1985	20	28:22.95
4	ABDI Bashir	BEL	10 FEB 1989	17	28:23.72
5	CASTILLEJO Carles	ESP	18 AUG 1978	23	28:24.51
6	LAMDASSEM Ayad	ESP	11 OCT 1981	18	28:26.46
7	CHOUKOUK Khalid	NED	23 MAR 1986	21	28:26.82
8	SILVA Rui Pedro	POR	6 MAY 1981	24	28:31.16
9	GERRARD Keith	GBR	24 MAR 1986	15	28:57.97
10	PENAS Manuel Ángel	ESP	9 NOV 1977	10	29:02.01
11	NAERT Koen	BEL	3 SEP 1989	3	29:02.08
12	LA ROSA Stefano	ITA	22 SEP 1985	4	29:02.53
13	NAGEEYE Abdi	NED	2 MAR 1989	22	29:05.12
14	BOUAFIF Adil	SWE	31 DEC 1978	1	29:07.31
15	KENNEALLY Mark	IRL	18 APR 1981	13	29:10.55
16	LUNDERS Mats	BEL	5 JUL 1991	2	29:16.46
17	MOOGAS Tasama	ISR	2 FEB 1988	5	29:22.03
18	SCHRÖER Ronald	NED	28 SEP 1984	6	29:31.06
19	ROMANENKO Roman	UKR	30 JAN 1988	11	29:32.57
20	ROONEY David	IRL	30 MAR 1988	25	29:57.82
21	JÄRVENPÄÄ Jarkko	FIN	22 AUG 1986	12	30:59.63
	EL KALAI Youssef	POR	1 MAR 1981	9	DNF
	LABOVSKYY Mykola	UKR	4 MAY 1983	8	DNF
	MOHAMED Mustafa	SWE	1 MAR 1979	7	DNF
	ROCHA José	POR	6 JUL 1976	19	DNF
	MAYAUD Denis	FRA	22 APR 1986	14	DQ

Intermediate times:	1000m	2:57.14	MEUCCI Daniele (ITA)
	2000m	5:50.31	MOOGAS Tasama (ISR)
	3000m	8:41.04	ARIKAN Polat Kemboi (TUR)
	4000m	11:29.78	ARIKAN Polat Kemboi (TUR)
	5000m	14:21.93	SILVA Rui Pedro (POR)
	6000m	17:11.59	ARIKAN Polat Kemboi (TUR)
	7000m	20:01.45	CASTILLEJO Carles (ESP)
	8000m	22:52.60	SILVA Rui Pedro (POR)
	9000m	25:43.74	ARIKAN Polat Kemboi (TUR)

R 163.3b

### 110m Hurdles Men

#### Round 1 Heat 1/5

30 JUN 2012 / 14:45

Wind: -1.2 m/s

Rank	Name	Nat	Date of Birth	Lane	Reaction time	Result
1	NOSSMY Philip	SWE	6 DEC 1982	5	0.150	13.56 Q =SB
2	BÜHLER Matthias	GER	2 SEP 1986	4	0.152	13.93 Q
3	SEGHERS Dario	BEL	20 MAR 1992	2	0.205	13.95 Q
4	DOUCOURÉ Ladj	FRA	28 MAR 1983	6	0.161	13.96 Q
5	LÓPEZ Francisco Javier	ESP	29 DEC 1989	7	0.162	14.03
6	BOCHENEK Dominik	POL	14 MAY 1987	3	0.158	14.15

**Results Day 4**
**110m Hurdles Men**
**Round 1 Heat 2/5**
**30 JUN 2012 / 14:53**

Wind: +0.5 m/s

Rank	Name	Nat	Date of Birth	Lane	Reaction time	Result
1	NOGA Artur	POL	2 MAY 1988	4	0.171	13.49 Q
2	JOHN Alexander	GER	3 MAY 1986	3	0.167	13.50 Q
3	ALMEIDA João	POR	5 APR 1988	7	0.135	13.63 Q PB
4	VUKICEVIC Vladimir	NOR	6 MAY 1991	5	0.135	13.65 Q NUR
5	LYNSHA Maksim	BLR	6 APR 1985	6	0.168	13.75 q
6	ILARIANI David	GEO	20 JAN 1981	2	0.154	13.85 q

**110m Hurdles Men**
**Round 1 Heat 3/5**
**30 JUN 2012 / 15:01**

Wind: -0.7 m/s

Rank	Name	Nat	Date of Birth	Lane	Reaction time	Result
1	DOUVALÍDIS Konstadinos	GRE	10 MAR 1987	1	0.160	13.57 Q
2	SEDOC Gregory	NED	16 OCT 1981	7	0.153	13.59 Q
3	ABATE Emanuele	ITA	8 JUL 1985	2	0.168	13.61 Q
4	KISS Dániel	HUN	12 FEB 1982	6	0.160	13.62 Q
5	DEGHELT Adrien	BEL	10 MAY 1985	5	0.156	13.66 q
6	FRANKIS Gianni	GBR	16 APR 1988	4	0.148	13.71 q
7	QUIÑÓNEZ Jackson	ESP	12 JUN 1980	3	0.149	13.97

**110m Hurdles Men**
**Round 1 Heat 4/5**
**30 JUN 2012 / 15:09**

Wind: -2.0 m/s

Rank	Name	Nat	Date of Birth	Lane	Reaction time	Result
1	DARIEN Garfield	FRA	22 DEC 1987	6	0.172	13.46 Q
2	SHARMAN William	GBR	12 SEP 1984	4	0.137	13.63 Q
3	DAL MOLIN Paolo	ITA	31 JUL 1987	7	0.149	13.68 Q
4	TRABER Gregor	GER	2 DEC 1992	1	0.152	13.83 Q
5	HEINÄ Joonas-Ville	FIN	11 MAY 1989	3	0.149	14.21
6	ARNAUDOV Martin	BUL	5 APR 1990	2	0.202	14.32
	REYNOLDS Ben	IRL	26 SEP 1990	5		DNS

**110m Hurdles Men**
**Round 1 Heat 5/5**
**30 JUN 2012 / 15:17**

Wind: +1.1 m/s

Rank	Name	Nat	Date of Birth	Lane	Reaction time	Result
1	SHUBENKOV Sergey	RUS	4 OCT 1990	7	0.155	13.28 Q
2	BAJI Balázs	HUN	9 JUN 1989	4	0.159	13.50 Q PB
3	COCO-VILOIN Samuel	FRA	19 OCT 1987	3	0.147	13.72 Q
4	DABÓ Rasul	POR	14 FEB 1989	6	0.157	14.00 Q
5	ALLEYNE Richard	GBR	7 MAY 1983	5	0.149	14.02
6	ŠILKAUSKAS Mantas	LTU	10 APR 1988	1	0.149	14.11
7	STAVRIDES Alexandros	CYP	13 APR 1989	2	0.122	14.14

Qualified: First 4 in each heat (Q) and 4 best performers (q) advance to the Semifinals

## Results Day 4

### Pole Vault Men

#### Qualification Group A

30 JUN 2012 / 13:15

Rank	Name	Nat	Date of Birth	Order	Result
1	LAVILLENIE Renaud	FRA	18 SEP 1986	6	5.55 q
2	STECCHI Claudio Michel	ITA	23 NOV 1991	8	5.55 q =PB
3	OTTO Björn	GER	16 OCT 1977	1	5.50 q
4	FILIPPIDIS Konstadinos	GRE	26 NOV 1986	13	5.50 q
5	TSIVONCHYK Stanislau	BLR	5 MAR 1985	2	5.30 q
6	EAVES Max	GBR	31 MAY 1988	12	5.30
6	SALAS Didac	ESP	19 MAY 1993	11	5.30
8	SUTCLIFFE Andrew	GBR	10 JUL 1991	3	5.30
9	BERGIUS Jere	FIN	4 APR 1987	9	5.30
9	JANSEN Robbert-Jan	NED	22 JUL 1983	7	5.30
	JENG Alhaji	SWE	13 DEC 1981	10	NM
	MESNIL Romain	FRA	13 JUN 1977	14	NM
	PUJATS Pauls	LAT	6 AUG 1991	5	NM
	YURCHENKO Denys	UKR	27 JAN 1978	4	NM

	5.10	5.30	5.40	5.50	5.55
1 LAVILLENIE Renaud	-	-	-	-	o
2 STECCHI C	-	xo	-	xo	xo
3 OTTO Björn	-	-	-	o	-
4 FILIPPIDIS K	-	xxo	-	o	-
5 TSIVONCHYK S	-	o	xxx	-	-
6 EAVES Max	xo	o	-	xxx	-
6 SALAS Didac	xo	o	xxx	-	-
8 SUTCLIFFE Andrew	o	xo	xxx	-	-
9 BERGIUS Jere	-	xxo	-	-	xxx
9 JANSEN Robbert-Jan	-	xxo	xxx	-	-
JENG Alhaji	-	-	-	xx-	x
MESNIL Romain	-	-	-	-	xxx
PUJATS Pauls	xxx	-	-	-	-
YURCHENKO Denys	-	-	xxx	-	-


### Pole Vault Men

#### Qualification Group B

30 JUN 2012 / 13:15

Rank	Name	Nat	Date of Birth	Order	Result
1	MAZURYK Maksym	UKR	2 APR 1983	12	5.55 q
2	HOLZDEPPE Raphael	GER	28 SEP 1989	10	5.50 q
2	KUDLICKA Jan	CZE	29 APR 1988	8	5.50 q
4	JØRGENSEN Rasmus	DEN	23 JAN 1989	5	5.50 q =PB
4	KUCHERYANU Sergey	RUS	30 JUN 1985	6	5.50 q
6	BYCHKOV Igor	ESP	7 MAR 1987	11	5.50 q
7	MOHR Malte	GER	24 JUL 1986	4	5.50 q
8	CLAVIER Jérôme	FRA	3 MAY 1983	7	5.30 q
9	SALOMÁKI Eemeli	FIN	11 OCT 1987	3	5.30
10	CUTTS Luke	GBR	13 FEB 1988	14	5.10
	BONI Marco	ITA	21 MAY 1984	13	NM
	CZERWINSKI Przemyslaw	POL	28 JUL 1983	2	NM
	MAIA Edi	POR	10 NOV 1987	1	NM
	STYLIANOU Nikandros	CYP	22 AUG 1989	9	NM

INTERNET Service: [www.european-athletics.org](http://www.european-athletics.org)

Timing, Measurement & Data Service by  OMEGA

printed at SAT 30 JUN 2012 23:22

Page 4 of 17

INTERNATIONAL PARTNERS



### Qualification Group B (cont.)

Qualification Group B	5.10	5.30	5.40	5.50	5.55
1 MAZURYK Maksym	-	-	xxo	-	o
2 HOLZDEPPE Raphael	-	-	-	o	-
2 KUDLICKA Jan	-	o	-	o	-
4 JØRGENSEN Rasmus	o	-	o	xo	x-
4 KUCHERYANU Sergey	-	o	-	xo	-
6 BYCHKOV Igor	o	xo	-	xo	xx-
7 MOHR Malte	-	-	-	xxo	-
8 CLAVIER Jérôme	-	o	-	xxx	-
9 SALOMÁKI Eemeli	-	xo	-	xxx	-
10 CUTTS Luke	o	xxx	-	-	-
BONI Marco	xxx	-	-	-	-
CZERWINSKI P	-	xxx	-	-	-
MAIA Edi	xxx	-	-	-	-
STYLIANOU N	xxx	-	-	-	-

Qualified: qualifying perf. 5.60 (Q) or 12 best performers (q) to the advance to the Final

### Triple Jump Men

Final 30 JUN 2012 / 19:05

Rank	Name	Nat	Date of Birth	Order	Result	
1	DONATO Fabrizio	ITA	14 AUG 1976	11	17.63	*=EL
2	EL-SHERYF Sheryf	UKR	2 JAN 1989	6	17.28	
3	TSAPIK Aliaksei	BLR	4 AUG 1988	5	16.97	
4	FYODOROV Aleksey	RUS	25 MAY 1991	3	16.83	SB
5	KARAILIEV Momchil	BUL	21 MAY 1982	1	16.77	
6	HOFFMANN Karol	POL	1 JUN 1989	7	16.74	
7	PLATNITSKI Dzmitry	BLR	26 AUG 1988	10	16.68	
8	HALEVI Yochai	ISR	10 MAY 1982	8	16.67	
9	TSIÁMIS Dimitrios	GRE	12 JAN 1982	2	16.52	
10	SCHEMBRI Fabrizio	ITA	27 JAN 1981	9	16.40	
11	ATANASOV Zlatozar	BUL	12 DEC 1989	12	16.39	
12	POHLE Andreas	GER	6 APR 1981	4	16.34	


	1	2	3	4	5	6
1	17.63 (+2.8)	17.53 (+0.8)	17.49 (+1.5)	17.17 (+1.3)	-	16.08 (+0.2)
2	17.28 (+2.2)	16.99 (+0.5)	16.94 (+1.0)	16.57 (+0.9)	-	-
3	16.18 (+0.9)	16.97 (+3.8)	x (+2.2)	15.38 (+0.7)	16.65 (+2.0)	16.83 (+2.7)
4	x (+1.2)	16.83 (+1.3)	x (+1.6)	16.72 (+1.0)	16.68 (+1.3)	16.79 (+1.9)
5	x (+0.5)	16.77 (+2.1)	16.68 (+2.6)	16.61 (+2.1)	x (+1.4)	x (+1.4)
6	16.74 (+1.5)	16.06 (-0.3)	x (+0.6)	16.71 (+1.9)	x (+1.4)	16.47 (+1.1)
7	x (+1.8)	x (+2.4)	16.56 (+2.2)	x (+2.0)	16.68 (+0.9)	16.50 (+0.3)
8	16.24 (+1.0)	16.25 (+1.3)	16.62 (+1.3)	16.19 (+0.7)	16.62 (+0.7)	16.67 (+0.5)
9	16.52 (+0.9)	16.19 (+2.6)	16.44 (+0.7)	-	-	-
10	16.34 (+0.8)	x (+0.3)	16.40 (+2.7)	-	-	-
11	15.74 (-1.0)	16.03 (+1.7)	16.39 (+1.2)	-	-	-
12	x (+0.5)	x (-0.3)	16.34 (+1.7)	-	-	-

### Disc Men

Final 30 JUN 2012 / 19:10

Rank	Name	Nat	Date of Birth	Order	Result
1	HARTING Robert	GER	18 OCT 1984	6	68.30
2	KANTER Gerd	EST	6 MAY 1979	10	66.53
3	KOVÁGÓ Zoltán	HUN	10 APR 1979	12	66.42
4	SMITH Rutger	NED	9 JUL 1981	9	64.02
5	PESTANO Mario	ESP	8 APR 1978	5	63.87
6	CASAÑAS Frank	ESP	18 OCT 1978	7	63.60
7	URBANEK Robert	POL	29 APR 1987	2	62.99
8	MAYER Gerhard	AUT	20 MAY 1980	1	62.85
9	MÜNCH Markus	GER	13 JUN 1986	8	61.25
10	OLGUNDENIZ Erçüment	TUR	7 JUL 1976	4	60.92
11	CADÉE Erik	NED	15 FEB 1984	11	60.58
12	OKOYE Lawrence	GBR	6 OCT 1991	3	60.09

INTERNET Service: [www.european-athletics.org](http://www.european-athletics.org)

Timing, Measurement & Data Service by  OMEGA

printed at SAT 30 JUN 2012 23:22

Page 5 of 17

## Results Day 4

### Final (cont.)

Final		1	2	3	4	5	6
1	HARTING Robert	63.02	65.80	x	68.30	-	67.07
2	KANTER Gerd	65.11	x	64.32	64.44	66.53	65.47
3	KOVÁGÓ Zoltán	65.45	62.07	x	63.77	63.66	66.42
4	SMITH Rutger	x	61.51	61.71	63.97	x	64.02
5	PESTANO Mario	60.51	62.26	62.05	63.87	x	x
6	CASAÑAS Frank	62.29	63.60	x	61.03	x	60.69
7	URBANEK Robert	61.96	62.99	61.14	61.84	60.44	x
8	MAYER Gerhard	62.85	61.27	57.11	x	x	60.58
9	MÜNCH Markus	60.27	61.25	x			
10	OLGUNDENIZ E	60.92	x	x			
11	CADÉE Erik	x	60.49	60.58			
12	OKOYE Lawrence	55.99	60.09	57.00			

### Hammer Men

#### Final 30 JUN 2012 / 21:05

Rank	Name	Nat	Date of Birth	Order	Result
1	PARS Krisztián	HUN	18 FEB 1982	11	79.72
2	ZAGORNIY Aleksey	RUS	31 MAY 1978	4	77.40
3	ZIÓLKOWSKI Szymon	POL	1 JUL 1976	3	76.67
4	SVIATOKHA Valery	BLR	20 JUL 1981	8	75.83
5	VIZZONI Nicola	ITA	4 JAN 1973	12	75.13
6	JONS Mattias	SWE	19 NOV 1982	9	74.56
7	ESSER Markus	GER	3 FEB 1980	6	74.49
8	BORTOLUZZI Jérôme	FRA	20 MAY 1982	7	74.49
9	KRYVITSKI Pavel	BLR	17 APR 1984	1	73.67
10	KARJALAINEN Olli-Pekka	FIN	7 MAR 1980	2	73.48
11	LOMNICKÝ Marcel	SVK	6 JUL 1987	5	73.41
	SOKYRSKYI Oleksiy	UKR	16 MAR 1985	10	NM

	1	2	3	4	5	6	
1	PARS Krisztián	78.57	79.40	x	79.72	79.46	77.47
2	ZAGORNIY Aleksey	74.97	76.51	x	x	75.92	77.40
3	ZIÓLKOWSKI Szymon	76.44	x	x	x	74.31	76.67
4	SVIATOKHA Valery	75.83	x	x	73.34	73.15	75.07
5	VIZZONI Nicola	75.13	74.77	74.22	74.77	x	x
6	JONS Mattias	74.50	73.64	x	74.56	x	74.44
7	ESSER Markus	74.18	73.26	73.00	74.49	72.23	74.43
8	BORTOLUZZI Jérôme	73.89	74.49	73.10	x	73.89	74.05
9	KRYVITSKI Pavel	x	x	73.67			
10	KARJALAINEN O	69.97	73.08	73.48			
11	LOMNICKÝ Marcel	73.41	x	72.97			
	SOKYRSKYI Oleksiy	x	x	x			

## Results Day 4

### 4x100m Relay Men

#### Semifinal 1/2

30 JUN 2012 / 11:20

Rank	Nat	Nation	Lane	Reaction time	Result
1	GBR	Great Britain & NI	5	0.161	38.98 Q
			1 - MALCOLM Christian (3 JUN 1979) 2 - CHAMBERS Dwain (5 APR 1978) 3 - ELLINGTON James (6 SEP 1985) 4 - LEWIS-FRANCIS Mark (4 SEP 1982)		
2	RUS	Russia	1	0.145	39.08 Q
			1 - IDRISOV Mikhail (21 JUN 1988) 2 - PETRYASHOV K (16 DEC 1984) 3 - KOLESNICHENKO V (1 FEB 1990) 4 - KARAVAEV Pavel (27 AUG 1988)		
3	NED	Netherlands	8	0.195	39.34 Q
			1 - MARIANO Brian (22 JAN 1985) 2 - MARTINA Churandy (3 JUL 1984) 3 - FELLER Jerrel (9 JUN 1987) 4 - CODRINGTON G (17 JUL 1988)		
4	POR	Portugal	7	0.190	39.66 q
			1 - MONTEIRO Ricardo (2 OCT 1985) 2 - GONÇALVES Dany (14 MAR 1985) 3 - ABRANTES Arnaldo (27 NOV 1986) 4 - NASCIMENTO Y (17 APR 1986)		
5	FIN	Finland	6	0.164	39.85
			1 - HAAPALA Eero (10 JUL 1989) 2 - HONGISTO Visa (9 APR 1987) 3 - ÅSTRAND Jonathan (9 SEP 1985) 4 - MYLLYMÄKI Ville (15 JAN 1990)		
6	SWE	Sweden	4	0.146	39.87
			1 - SENNUNG David (24 AUG 1991) 2 - OLSSON Benjamin (29 JAN 1991) 3 - KLING-BAPTISTE Tom (29 AUG 1990) 4 - TÄRNHUVUD Stefan (16 JAN 1985)		
7	LAT	Latvia	2	0.129	40.46
			1 - PANKINS Nikita (17 JUN 1992) 2 - LEITIS Janis (13 APR 1989) 3 - SABAJEVS Sandis (26 APR 1985) 4 - MEZITIS Janis (14 AUG 1986)		
	POL	Poland	3	0.169	DNF
			1 - ADAMSKI Jakub (11 NOV 1987) 2 - KUC Dariusz (24 APR 1986) 3 - KUBACZYK Robert (4 AUG 1986) 4 - KRYNSKI Kamil (12 MAY 1987)		

### 4x100m Relay Men


#### Semifinal 2/2

30 JUN 2012 / 11:30

Rank	Nat	Nation	Lane	Reaction time	Result
1	FRA	France	6	0.177	39.01 Q
			1 - BIRON Emmanuel (29 JUL 1988) 2 - LEMAITRE C (11 JUN 1990) 3 - PESSONNEAUX P (25 NOV 1987) 4 - VICAUT Jimmy (27 FEB 1992)		
2	GER	Germany	7	0.156	39.04 Q
			1 - JAKUBCZYK Lucas (28 APR 1985) 2 - UNGER Tobias (10 JUL 1979) 3 - KOSENKOW Alexander (14 MAR 1977) 4 - KELLER Martin (26 SEP 1986)		
3	SUI	Switzerland	2	0.150	39.41 Q
			1 - WILSON Alex (19 SEP 1990) 2 - SCHENKEL Reto (28 APR 1988) 3 - GUGERLI Steven (6 AUG 1985) 4 - SCHNEEBERGER Marc (5 JUL 1981)		
4	CZE	Czech Republic	4	0.190	39.52 q
			1 - VELEBA Jan (6 DEC 1986) 2 - ŠULC Rostislav (2 FEB 1981) 3 - ŠULC Vojtech (12 OCT 1986) 4 - ŠTASTNÝ Lukáš (23 FEB 1991)		
5	ESP	Spain	5	0.176	39.81
			1 - VILES Eduard (8 FEB 1991) 2 - HORTELANO Bruno (18 SEP 1991) 3 - GAVALDÁ Alberto (5 NOV 1992) 4 - ALONSO Diego (29 DEC 1987)		
6	LTU	Lithuania	8	0.212	40.68
			1 - DILYS Egidijus (1 SEP 1987) 2 - ADOMAVICIUS Ž (1 JUL 1985) 3 - SKRABULIS Martas (18 SEP 1989) 4 - PRANCKEVICIUS A (12 JUL 1989)		
7	TUR	Turkey	3	0.321	41.42
			1 - YILDIRIM Birol (2 JUN 1994) 2 - SEN Furkan (8 FEB 1994) 3 - AY Aykut (3 AUG 1995) 4 - HEKIMOGLU Yigitcan (27 APR 1992)		
	ITA	Italy	1	0.156	DNF
			1 - CERUTTI Fabio (26 SEP 1985) 2 - COLLIO Simone (27 DEC 1979) 3 - DI GREGORIO E (13 DEC 1980) 4 - RIPARELLI Jacques (27 MAR 1983)		

Qualified: First 3 in each heat (Q) and 2 best performers (q) advance to the Final

INTERNET Service: [www.european-athletics.org](http://www.european-athletics.org)

Timing, Measurement & Data Service by  OMEGA

printed at SAT 30 JUN 2012 23:22

Page 7 of 17

INTERNATIONAL PARTNERS



## Results Day 4

### 4x400m Relay Men

#### Semifinal 1/2

30 JUN 2012 / 20:25

Rank	Nat	Nation	Lane	Reaction time	Result
1	GBR	Great Britain & NI	2	0.165	3:05.50 Q
			1 - LENNON-FORD Luke (5 MAY 1989) 2 - BINGHAM Michael (13 APR 1986) 3 - WILLIAMS Conrad (20 MAR 1982) 4 - LEVINE Nigel (30 APR 1989)		
2	POL	Poland	5	0.162	3:05.69 Q
			1 - BUDZIEJEWSKI Kamil (14 SEP 1988) 2 - CIEPIELA Jan (21 JAN 1989) 3 - PIETRZAK Michal (3 APR 1989) 4 - WIADEREK Piotr (5 FEB 1984)		
3	GER	Germany	3	0.169	3:05.71 Q
			1 - PLASS Jonas (1 AUG 1986) 2 - GABA Kamghe (13 JAN 1984) 3 - ZENDER Niklas (28 AUG 1990) 4 - SCHNEIDER Thomas (7 NOV 1988)		
4	FRA	France	6	0.168	3:06.44 q
			1 - VENEL Teddy (16 MAR 1985) 2 - KEÏTA Naman (9 APR 1978) 3 - MACEDOT Marc (15 SEP 1988) 4 - ANNE Mame-Ibra (7 NOV 1989)		
5	ITA	Italy	4	0.209	3:08.78
			1 - VALENTINI Lorenzo (13 APR 1991) 2 - JUAREZ Isalbet (20 DEC 1987) 3 - BARBERI Andrea (15 JAN 1979) 4 - LICCIARDELLO C (11 JAN 1986)		
6	RUS	Russia	8	0.191	3:09.94
			1 - KIBAKIN Yegor (17 APR 1992) 2 - KENIG Aleksey (15 AUG 1990) 3 - ALEKSANDRENKO M (11 MAR 1985) 4 - UGLOV Nikita (11 OCT 1993)		
7	TUR	Turkey	7	0.354	3:11.44
			1 - GÜZEL Mehmet (20 AUG 1991) 2 - KILIÇ Halit (1 MAR 1992) 3 - KOCABEYOĞLU B (14 JUL 1991) 4 - CAN Yavuz (23 FEB 1987)		
	IRL	Ireland	1	0.151	DQ R 163.3b
			1 - MURPHY Brian (16 SEP 1982) 2 - GILLICK David (9 JUL 1983) 3 - CROWE Tim (10 DEC 1991) 4 - HARVEY Jason (9 AUG 1991)		

### 4x400m Relay Men


#### Semifinal 2/2

30 JUN 2012 / 20:37

Rank	Nat	Nation	Lane	Reaction time	Result
1	BEL	Belgium	6	0.216	3:05.29 Q
			1 - DUERINCK Nils (20 MAR 1984) 2 - GILLET Antoine (22 MAR 1988) 3 - BOUCKAERT Jente (15 JAN 1990) 4 - BORLÉE Kevin (22 FEB 1988)		
2	CZE	Czech Republic	8	0.184	3:05.41 Q
			1 - NEMECEK Daniel (11 AUG 1991) 2 - MASLÁK Pavel (21 FEB 1991) 3 - PROROK Josef (16 NOV 1987) 4 - HOLUŠA Jakub (20 FEB 1988)		
3	UKR	Ukraine	7	0.177	3:06.12 Q
			1 - KNYSH Myhaylo (22 NOV 1983) 2 - RYEMYEN Oleksiy (25 JUN 1986) 3 - HUTSOL Yevhen (13 MAY 1990) 4 - BURAKOV Volodymyr (6 MAY 1985)		
4	NED	Netherlands	4	0.199	3:06.15 q
			1 - MOERMAN Joeri (5 JUL 1987) 2 - PETERS Bram (6 FEB 1992) 3 - SPILLEKOM Dennis (7 AUG 1990) 4 - EL RHALFIOUI Y (6 SEP 1983)		
5	ESP	Spain	3	0.216	3:09.11
			1 - BRIONES Roberto (7 JUL 1983) 2 - UJAKPOR Mark (18 JAN 1987) 3 - TESTA David (9 AUG 1984) 4 - GARCÍA Samuel (4 DEC 1991)		
6	FIN	Finland	2	0.179	3:10.26
			1 - MONNI Petteri (31 MAR 1990) 2 - WENDELIN Ville (14 MAY 1990) 3 - MÖRÖ Oskari (31 JAN 1993) 4 - KOSKELA Jani (14 APR 1993)		
7	HUN	Hungary	5	0.242	3:11.79
			1 - KÁSA Tibor (16 AUG 1987) 2 - KOVÁCS Zoltán (19 JUN 1990) 3 - BARTHA Dávid (1 APR 1994) 4 - LUKÁCS Máté (15 DEC 1990)		

Qualified: First 3 in each heat (Q) and 2 best performers (q) advance to the Final

INTERNET Service: [www.european-athletics.org](http://www.european-athletics.org)

Timing, Measurement & Data Service by  OMEGA

printed at SAT 30 JUN 2012 23:22

Page 8 of 17

INTERNATIONAL PARTNERS





### 200m Women

#### Final

30 JUN 2012 / 20:50

Wind: -1.3 m/s

Rank	Name	Nat	Date of Birth	Lane	Reaction time	Result
1	RYEMYEN Mariya	UKR	2 AUG 1987	3	0.153	23.05
2	STUY Hrustyna	UKR	3 FEB 1988	7	0.161	23.17
3	SOUMARÉ Myriam	FRA	29 OCT 1986	5	0.147	23.21
4	PYATACHENKO Viktoriya	UKR	7 MAY 1989	6	0.159	23.25
5	SCHIPPERS Dafne	NED	15 JUN 1992	4	0.166	23.53
6	SAMUEL Jamile	NED	24 APR 1992	1	0.171	23.55
7	ARTYMATA Eleni	CYP	16 MAY 1986	2	0.184	23.59
8	DANOIS Johanna	FRA	4 APR 1987	8	0.164	23.61

### Heptathlon

#### 800m - Heat 1/2

30 JUN 2012 / 19:00

Rank	Name	Nat	Date of Birth	Lane	Result	Points
1	RATH Claudia	GER	25 APR 1986	6	2:11.09	949
2	MARCUSSEN Ida	NOR	1 NOV 1987	4	2:12.36	930 SB
3	FRANSEN Remona	NED	25 NOV 1985	1	2:14.37	902
4	MAISONNIER Blandine	FRA	3 JAN 1986	8	2:16.86	867
5	FYODOROVA Alina	UKR	31 JUL 1989	3	2:17.77	854
6	FARKAS Györgyi	HUN	13 FEB 1985	5	2:19.93	824
7	KELO Niina	FIN	26 MAR 1980	7	2:25.38	752
8	SCHÄFER Carolin	GER	5 DEC 1991	2	2:25.79	747
	PANTELEYEVA Yana	RUS	16 JUN 1988	7	DNS	

Intermediate times: 400m 1:04.51 MARCUSSEN Ida (NOR)  
600m 1:37.62 MARCUSSEN Ida (NOR)

### Heptathlon

#### 800m - Heat 2/2

30 JUN 2012 / 19:08

Rank	Name	Nat	Date of Birth	Lane	Result	Points
1	SAMUELSSON Jessica	SWE	14 MAR 1985	8	2:08.70	984 SB
2	BOLSHOVA Yekaterina	RUS	4 FEB 1988	2	2:10.10	963 PB
3	IKAUNIECE Laura	LAT	31 MAY 1992	4	2:12.82	924 PB
4	GRABUSTE Aiga	LAT	24 MAR 1988	6	2:12.90	923 PB
5	YOSYPENKO Lyudmyla	UKR	24 SEP 1984	3	2:17.63	856
6	NANA DJIMOU Ida Antoinette	FRA	2 AUG 1985	5	2:17.99	851 SB
7	KLUCINOVÁ Eliška	CZE	14 APR 1988	7	2:19.47	831
	ŠADEIKO Grit	EST	29 JUL 1989	1	DNS	

Intermediate times: 400m 1:01.62 SAMUELSSON Jessica (SWE)  
600m 1:34.04 SAMUELSSON Jessica (SWE)

## Results Day 4

### 1500m Women

#### Semifinal 1/2

30 JUN 2012 / 12:10

Rank	Name	Nat	Date of Birth	Order	Result	
1	MISHCHENKO Anna	UKR	25 AUG 1983	5	4:08.95	Q
2	ÇAKIR - ALPTEKIN Asli	TUR	20 AUG 1985	11	4:09.44	Q
3	KHALEYEVA Kristina	RUS	22 OCT 1987	6	4:09.69	Q
4	MACÍAS Isabel	ESP	11 AUG 1984	10	4:10.06	Q
5	CAPKOVÁ Tereza	CZE	24 JUL 1987	13	4:10.22	q
6	SUJEW Diana	GER	2 NOV 1990	9	4:10.72	q
7	MUNCAN Marina	SRB	6 NOV 1982	8	4:12.33	q
8	DEHIBA Hind	FRA	17 MAR 1979	12	4:12.79	SB
9	KREBS Denise	GER	27 JUN 1987	7	4:12.85	
10	DOAGA Ioana	ROU	5 APR 1992	3	4:13.73	
11	CICHOCKA Angelika	POL	10 JAN 1988	2	4:14.59	
12	MAGEEAN Ciara	IRL	12 MAR 1992	1	4:19.23	
	THOMAS Charlene	GBR	6 MAY 1982	4	DQ	R 163.3b

Intermediate times: 400m 1:06.53 DOAGA Ioana (ROU)  
800m 2:16.59 THOMAS Charlene (GBR)  
1200m 3:22.00 ÇAKIR - ALPTEKIN Asli (TUR)

### 1500m Women

#### Semifinal 2/2

30 JUN 2012 / 12:20

Rank	Name	Nat	Date of Birth	Order	Result	
1	GORBUNOVA Yekaterina	RUS	17 JAN 1989	13	4:11.58	Q
2	HARRER Corinna	GER	19 JAN 1991	1	4:11.59	Q
3	BULUT Gamze	TUR	3 AUG 1992	9	4:11.68	Q
4	FERNÁNDEZ Nuria	ESP	16 AUG 1976	7	4:11.77	Q
5	MÅKESTAD BOVIM Ingvill	NOR	7 AUG 1981	2	4:11.97	q
6	GEGA Luiza	ALB	5 NOV 1988	4	4:12.54	
7	LEHTINEN Johanna	FIN	21 FEB 1979	8	4:14.83	SB
8	FUENTES-PILA Iris María	ESP	10 AUG 1980	5	4:15.95	
9	ROMAN Sonja	SLO	11 MAR 1979	6	4:16.68	
10	SHEVCHENKO Anzhela	UKR	29 OCT 1987	11	4:17.41	
11	KARAKAYA Tugba	TUR	16 FEB 1991	12	4:19.58	SB
12	DRUMM Orla	IRL	6 APR 1984	3	4:19.61	
13	CHOJECKA Lidia	POL	25 JAN 1977	10	4:20.66	

Intermediate times: 400m 1:08.88 SHEVCHENKO Anzhela (UKR)  
800m 2:17.15 SHEVCHENKO Anzhela (UKR)  
1200m 3:23.76 HARRER Corinna (GER)

Qualified: First 4 in each heat (Q) and 4 best performers (q) advance to the Final

### 100m Hurdles Women


#### Semifinal 1/2

30 JUN 2012 / 19:35

Wind: -2.3 m/s

Rank	Name	Nat	Date of Birth	Lane	Reaction time	Result	
1	TALAY Alina	BLR	14 MAY 1989	3	0.185	13.03	Q
2	SCHROTT Beate	AUT	15 APR 1988	4	0.169	13.08	Q
3	CATTANEO Micol	ITA	14 MAY 1982	7	0.167	13.10	Q
4	BERINGS Eline	BEL	28 MAY 1986	6	0.138	13.17	
5	VUKICEVIC Christina	NOR	18 JUN 1987	1	0.140	13.23	
6	KONDAKOVA Yuliya	RUS	4 DEC 1981	5	0.145	13.32	
7	HILDEBRAND Nadine	GER	20 SEP 1987	2	0.139	13.52	
	DIAWARA Aisseta	FRA	29 JUN 1989	8		DQ	R 162.7

INTERNET Service: [www.european-athletics.org](http://www.european-athletics.org)

Timing, Measurement & Data Service by  OMEGA

### 100m Hurdles Women

#### Semifinal 2/2

30 JUN 2012 / 19:43

Wind: +0.6 m/s

Rank	Name	Nat	Date of Birth	Lane	Reaction time	Result
1	YANIT Nevin	TUR	16 FEB 1986	3	0.173	12.92 Q
2	POPLAVSKAYA Ekaterina	BLR	7 MAY 1987	6	0.167	13.03 Q
3	ZAGRÉ Anne	BEL	13 MAR 1990	1	0.160	13.08 Q
4	ROLEDER Cindy	GER	21 AUG 1989	4	0.148	13.13 q
5	CARAVELLI Marzia	ITA	23 OCT 1981	5	0.145	13.15 q
6	ŠKROBÁKOVÁ Lucie	CZE	4 JAN 1982	7	0.179	13.17
7	SAMYLOVA Olga	RUS	4 JAN 1986	2	0.141	13.24
8	DECAUX Alice	FRA	10 APR 1985	8	0.182	13.35

Qualified: First 3 in each heat (Q) and 2 best performers (q) advance to the Final

### 100m Hurdles Women

#### Final

30 JUN 2012 / 22:35

Wind: -1.4 m/s

Rank	Name	Nat	Date of Birth	Lane	Reaction time	Result
1	YANIT Nevin	TUR	16 FEB 1986	5	0.166	12.81
2	TALAY Alina	BLR	14 MAY 1989	3	0.197	12.91
3	POPLAVSKAYA Ekaterina	BLR	7 MAY 1987	6	0.165	12.97
4	SCHROTT Beate	AUT	15 APR 1988	4	0.168	12.98 =SB
5	ZAGRÉ Anne	BEL	13 MAR 1990	8	0.179	13.02
6	CARAVELLI Marzia	ITA	23 OCT 1981	1	0.154	13.11
7	ROLEDER Cindy	GER	21 AUG 1989	2	0.143	13.11
8	CATTANEO Micol	ITA	14 MAY 1982	7	0.161	13.16

### 3000m Steeplechase Women


#### Final

30 JUN 2012 / 19:55

Rank	Name	Nat	Date of Birth	Order	Result
1	MINGIR Gülcan	TUR	21 MAY 1989	8	9:32.96
2	SHMIDT Svitlana	UKR	20 MAR 1990	3	9:33.03
3	MÖLDNER-SCHMIDT Antje	GER	13 JUN 1984	2	9:36.37
4	KRAUSE Gesa-Felicitas	GER	3 AUG 1992	15	9:38.20
5	BOBOCEL Ancuta	ROU	3 OCT 1987	4	9:41.32
6	JELIZAROVA Polina	LAT	1 MAY 1989	5	9:41.38
7	GORCHAKOVA Natalya	RUS	17 APR 1983	9	9:42.98
8	MARTÍN Diana	ESP	1 APR 1981	11	9:45.36
9	CRUZ Clarisse	POR	9 JUL 1978	14	9:47.76
10	ERIKSSON Sandra	FIN	4 JUN 1989	10	9:48.19 SB
11	DANEKOVA Silvia	BUL	7 FEB 1983	1	9:51.45
12	REILLY Stephanie	IRL	23 FEB 1978	7	9:53.90
13	KHARLAMOVA Lyubov	RUS	2 MAR 1981	13	9:58.44
14	KOUBAA Sanaa	GER	6 JAN 1985	6	10:02.33
15	FUENTES-PILA Zulema	ESP	25 MAY 1977	12	10:05.06

Intermediate times: 1000m 3:14.53 KOUBAA Sanaa (GER)  
2000m 6:31.92 KHARLAMOVA Lyubov (RUS)

INTERNET Service: [www.european-athletics.org](http://www.european-athletics.org)

Timing, Measurement & Data Service by  OMEGA

printed at SAT 30 JUN 2012 23:22

Page 11 of 17

INTERNATIONAL PARTNERS



## Results Day 4

### Pole Vault Women

#### Final

30 JUN 2012 / 19:15

Rank	Name	Nat	Date of Birth	Order	Result
1	PTÁČNÍKOVÁ Jirina	CZE	20 MAY 1986	12	4.60
2	STRUTZ Martina	GER	4 NOV 1981	3	4.60
3	KIRIAKOPOÚLOU Nikolía	GRE	21 MAR 1986	10	4.60
4	SAVCHENKO Anastasiya	RUS	15 NOV 1989	7	4.50
4	SPIEGELBURG Silke	GER	17 MAR 1986	5	4.50
6	BOSLAK Vanessa	FRA	11 JUN 1982	1	4.50
7	RYZIH Lisa	GER	27 SEP 1988	9	4.40
8	KIRYASHOVA Aleksandra	RUS	21 AUG 1985	8	4.40
9	SHVEDOVA Anastasiya	BLR	3 MAY 1979	11	4.40
10	BENGTSSON Angelica	SWE	8 JUL 1993	2	4.30
11	SCHWARTZ Jillian	ISR	19 SEP 1979	4	4.10
	STEFANÍDI Ekateríni	GRE	4 FEB 1990	6	NM

	4.10	4.30	4.40	4.50	4.55	4.60	4.65	4.70
1	PTÁČNÍKOVÁ Jirina	-	o	-	o	-	o	xxx
2	STRUTZ Martina	-	xo	o	o	-	xo	xxx
3	KIRIAKOPOÚLOU N	-	xxo	o	xo	-	xxo	-
4	SAVCHENKO A	-	o	-	o	-	xxx	xxx
4	SPIEGELBURG Silke	-	-	o	o	-	xxx	-
6	BOSLAK Vanessa	-	o	-	xo	-	xxx	-
7	RYZIH Lisa	-	-	xo	-	xxx	-	-
8	KIRYASHOVA A	-	o	xxo	-	xxx	-	-
9	SHVEDOVA A	-	xxo	xxo	xxx	-	-	-
10	BENGTSSON Angelica	xo	o	xxx	-	-	-	-
11	SCHWARTZ Jillian	xo	xxx	-	-	-	-	-
	STEFANÍDI E	xxx	-	-	-	-	-	-

### Heptathlon


#### Long Jump - Group A

30 JUN 2012 / 11:40

Rank	Name	Nat	Date of Birth	Order	Result	Points
1	GRABUSTE Aiga	LAT	24 MAR 1988	8	6.46	994
2	RATH Claudia	GER	25 APR 1986	9	6.42	981 SB
3	BOLSHOVA Yekaterina	RUS	4 FEB 1988	7	6.30	943
4	MAISONNIER Blandine	FRA	3 JAN 1986	4	6.27	934
5	YOSYPENKO Lyudmyla	UKR	24 SEP 1984	5	6.14	893
6	FYODOROVA Alina	UKR	31 JUL 1989	6	6.11	883
7	KLUCINOVÁ Eliška	CZE	14 APR 1988	1	6.09	877
8	FARKAS Györgyi	HUN	13 FEB 1985	3	5.92	825
	PANTELEYEVA Yana	RUS	16 JUN 1988	2	NM	0

	1	2	3	
1	GRABUSTE Aiga	6.46 (+2.6)	6.42 (+2.0)	x (+1.9)
2	RATH Claudia	6.42 (+1.2)	x (+1.0)	6.17 (+0.9)
3	BOLSHOVA Y	6.22 (+1.3)	6.14 (+0.9)	6.30 (+0.6)
4	MAISONNIER B	6.27 (+0.3)	x (+1.6)	5.25 (+2.2)
5	YOSYPENKO Lyudmyla	6.03 (+1.5)	6.08 (0.0)	6.14 (+1.0)
6	FYODOROVA Alina	x (+1.1)	x	6.11 (+1.0)
7	KLUCINOVÁ Eliška	6.09 (+1.8)	5.81 (+0.8)	6.09 (+1.1)
8	FARKAS Györgyi	5.80 (+0.5)	x (+1.8)	5.92 (+2.4)
	PANTELEYEVA Yana	x (+2.1)	x (+0.9)	x (+2.8)

INTERNET Service: [www.european-athletics.org](http://www.european-athletics.org)

Timing, Measurement & Data Service by  OMEGA

printed at SAT 30 JUN 2012 23:22

Page 12 of 17

INTERNATIONAL PARTNERS



## Results Day 4

### Heptathlon

#### Long Jump - Group B

30 JUN 2012 / 11:40

Rank	Name	Nat	Date of Birth	Order	Result	Points
1	NANA DJIMOU Ida Antoinette	FRA	2 AUG 1985	7	6.42	981 PB
2	IKAUNIECE Laura	LAT	31 MAY 1992	5	6.31	946 PB
3	SAMUELSSON Jessica	SWE	14 MAR 1985	9	6.18	905 SB
4	ŠADEIKO Grit	EST	29 JUL 1989	3	6.18	905
5	MARCUSSEN Ida	NOR	1 NOV 1987	8	6.18	905 SB
6	FRANSEN Remona	NED	25 NOV 1985	4	6.03	859
7	SCHÄFER Carolin	GER	5 DEC 1991	1	5.91	822 SB
8	KELO Niina	FIN	26 MAR 1980	2	5.58	723 =SB
9	IFADÍDOU Sofia	GRE	5 JAN 1985	6	5.52	706

		1	2	3
1	NANA DJIMOU I	6.32 (0.0)	6.28 (+2.1)	6.42 (+1.2)
2	IKAUNIECE Laura	6.28 (+0.9)	6.31 (+1.5)	x (+0.7)
3	SAMUELSSON Jessica	6.18 (+1.7)	6.14 (+0.6)	5.84 (+0.1)
4	ŠADEIKO Grit	5.97 (+1.7)	6.05 (+0.9)	6.18 (+3.8)
5	MARCUSSEN Ida	6.02 (+1.3)	6.18 (+1.3)	x (+2.0)
6	FRANSEN Remona	x (+1.5)	6.00 (+1.9)	6.03 (+0.9)
7	SCHÄFER Carolin	5.71 (+3.2)	5.91 (+0.9)	5.83 (+1.7)
8	KELO Niina	5.46 (+2.0)	5.58 (+1.6)	5.55 (+2.1)
9	IFADÍDOU Sofia	5.52 (+0.3)	x (+1.5)	-

### Discus Women


#### Qualification Group A

30 JUN 2012 / 11:00

Rank	Name	Nat	Date of Birth	Order	Result
1	MÜLLER Nadine	GER	21 NOV 1985	6	64.49 Q
2	SEMENOVA Nataliya	UKR	7 JUL 1982	9	59.59 q
3	WISNIEWSKA Joanna	POL	24 MAY 1972	5	57.54 q
4	CECHLOVÁ Vera	CZE	19 NOV 1978	12	57.52 q
5	APOSTOLICO Tamara	ITA	28 APR 1989	11	56.95 q
6	ESMER Dilek	TUR	15 JAN 1988	7	55.11
7	SENDRIUTE Zinaida	LTU	10 JUN 1984	2	53.97
8	ASENJO Sabina	ESP	3 AUG 1986	1	53.92
9	RODRIGUES Irina	POR	5 FEB 1991	8	53.01
10	KÄMÄRÄINEN Sanna	FIN	8 FEB 1986	3	52.21
11	NICHOLLS Jade	GBR	30 MAR 1987	13	51.75
12	RIGISHVILI Salome	GEO	26 JAN 1990	4	49.65
13	TÖL Lasson Kätlin	EST	4 JUN 1993	10	48.55

		1	2	3
1	MÜLLER Nadine	64.49		
2	SEMENOVA Nataliya	x	59.59	57.42
3	WISNIEWSKA Joanna	56.39	57.54	x
4	CECHLOVÁ Vera	57.52	57.18	56.21
5	APOSTOLICO Tamara	55.64	56.95	53.29
6	ESMER Dilek	53.94	55.11	55.00
7	SENDRIUTE Zinaida	53.97	x	x
8	ASENJO Sabina	53.92	x	x
9	RODRIGUES Irina	x	52.35	53.01
10	KÄMÄRÄINEN Sanna	50.70	51.97	52.21
11	NICHOLLS Jade	49.46	50.38	51.75
12	RIGISHVILI Salome	45.71	x	49.65
13	TÖL Lasson Kätlin	48.55	x	x

INTERNET Service: [www.european-athletics.org](http://www.european-athletics.org)

Timing, Measurement & Data Service by  OMEGA

printed at SAT 30 JUN 2012 23:22

Page 13 of 17

## Results Day 4

### Discus Women

#### Qualification Group B

30 JUN 2012 / 12:35

Rank	Name	Nat	Date of Birth	Order	Result	
1	PERKOVIC Sandra	CRO	21 JUN 1990	4	62.01	Q
2	ROBERT-MICHON Mélina	FRA	18 JUL 1979	10	61.86	Q
3	TOMAŠEVIC Dragana	SRB	4 JUN 1982	2	61.65	Q
4	RÜH Anna	GER	17 JUN 1993	1	60.73	q
5	FISCHER Julia	GER	1 APR 1990	7	59.95	q
6	ARTÍC Natalia	MDA	24 JUL 1987	5	57.42	q
7	JANSEN Monique	NED	3 OCT 1978	11	57.12	q
8	STANKOVÁ Eliška	CZE	11 NOV 1984	9	55.22	
9	BORDIGNON Laura	ITA	26 MAR 1981	3	55.11	
10	KARSAK Kateryna	UKR	26 DEC 1985	12	54.32	
11	KOMULAINEN Tanja	FIN	2 MAR 1980	6	53.52	
12	KUBELOVÁ Jitka	CZE	2 OCT 1991	8	51.71	

	1	2	3
1	PERKOVIC Sandra	x	62.01
2	ROBERT-MICHON M	57.84	60.69
3	TOMAŠEVIC Dragana	56.48	59.04
4	RÜH Anna	55.90	58.42
5	FISCHER Julia	59.05	59.95
6	ARTÍC Natalia	49.48	57.42
7	JANSEN Monique	57.12	x
8	STANKOVÁ Eliška	55.22	x
9	BORDIGNON Laura	49.56	52.07
10	KARSAK Kateryna	x	54.32
11	KOMULAINEN Tanja	x	50.04
12	KUBELOVÁ Jitka	47.28	50.49

Qualified: qualifying perf. 61.00 (Q) or 12 best performers (q) to the advance to the Final

### Heptathlon


#### Javelin - Group A

30 JUN 2012 / 14:10

Rank	Name	Nat	Date of Birth	Order	Result	Points
1	NANA DJIMOU Ida Antoinette	FRA	2 AUG 1985	1	55.82	973 PB
2	YOSYPENKO Lyudmyla	UKR	24 SEP 1984	6	49.61	853 SB
3	KELO Niina	FIN	26 MAR 1980	7	49.02	841
4	SCHÄFER Carolin	GER	5 DEC 1991	8	48.81	837
5	IKAUNIECE Laura	LAT	31 MAY 1992	4	47.32	808
6	FARKAS Györgyi	HUN	13 FEB 1985	5	45.81	779 SB
7	ŠADEIKO Grit	EST	29 JUL 1989	3	45.38	771
8	KLUCINOVÁ Eliška	CZE	14 APR 1988	9	42.58	717
	IFADÍDOU Sofia	GRE	5 JAN 1985	2	DNS	

	1	2	3
1	NANA DJIMOU I	55.82	43.67
2	YOSYPENKO Lyudmyla	49.61	49.01
3	KELO Niina	45.50	49.02
4	SCHÄFER Carolin	48.81	x
5	IKAUNIECE Laura	x	46.38
6	FARKAS Györgyi	43.13	45.81
7	ŠADEIKO Grit	44.27	44.86
8	KLUCINOVÁ Eliška	42.58	x
	IFADÍDOU Sofia		

INTERNET Service: [www.european-athletics.org](http://www.european-athletics.org)

Timing, Measurement & Data Service by  OMEGA

printed at SAT 30 JUN 2012 23:22

Page 14 of 17

INTERNATIONAL PARTNERS



**Heptathlon**
**Javelin - Group B**
**30 JUN 2012 / 15:15**


Rank	Name	Nat	Date of Birth	Order	Result	Points
1	MARCUSSEN Ida	NOR	1 NOV 1987	5	46.03	783 SB
2	GRABUSTE Aiga	LAT	24 MAR 1988	1	45.85	780
3	BOLSHOVA Yekaterina	RUS	4 FEB 1988	6	40.47	676 PB
4	RATH Claudia	GER	25 APR 1986	3	39.99	667
5	MAISONNIER Blandine	FRA	3 JAN 1986	8	38.96	647
6	PANTELEYEVA Yana	RUS	16 JUN 1988	2	38.45	638
7	SAMUELSSON Jessica	SWE	14 MAR 1985	7	38.34	635
8	FYODOROVA Alina	UKR	31 JUL 1989	9	38.12	631 SB
9	FRANSEN Remona	NED	25 NOV 1985	4	34.78	567

	1	2	3
1	MARCUSSEN Ida 44.10	x	46.03
2	GRABUSTE Aiga 45.85	x	x
3	BOLSHOVA Y 33.31	40.47	x
4	RATH Claudia 32.51	34.06	39.99
5	MAISONNIER B 37.55	37.40	38.96
6	PANTELEYEVA Yana 38.45	x	x
7	SAMUELSSON Jessica 37.04	38.34	35.59
8	FYODOROVA Alina 35.03	36.09	38.12
9	FRANSEN Remona 33.78	32.42	34.78

**Heptathlon**
**30 JUN 2012**

Rank	Name	Nat	Date of Birth	Order	total
1	NANA DJIMOU Ida Antoinette	FRA	2 AUG 1985	1	6544
2	YOSYPENKO Lyudmyla	UKR	24 SEP 1984	9	6387
3	IKAUNIECE Laura	LAT	31 MAY 1992	8	6335
4	GRABUSTE Aiga	LAT	24 MAR 1988	11	6325
5	BOLSHOVA Yekaterina	RUS	4 FEB 1988	19	6298
6	SAMUELSSON Jessica	SWE	14 MAR 1985	14	6262
7	RATH Claudia	GER	25 APR 1986	15	6210
8	KLUCINOVÁ Eliška	CZE	14 APR 1988	18	6151
9	MARCUSSEN Ida	NOR	1 NOV 1987	2	6073
10	MAISONNIER Blandine	FRA	3 JAN 1986	12	6009
11	SCHÄFER Carolin	GER	5 DEC 1991	17	6003
12	FRANSEN Remona	NED	25 NOV 1985	5	5964
13	FYODOROVA Alina	UKR	31 JUL 1989	10	5959
14	FARKAS Györgyi	HUN	13 FEB 1985	4	5874
15	KELO Niina	FIN	26 MAR 1980	6	5692
	PANTELEYEVA Yana	RUS	16 JUN 1988	16	DNF
	ŠADEIKO Grit	EST	29 JUL 1989	3	DNF
	IFADIDOU Sofia	GRE	5 JAN 1985	7	DNF
	AERTS Sara	BEL	25 JAN 1984	13	DNF

**INTERNET Service: [www.european-athletics.org](http://www.european-athletics.org)**
**Timing, Measurement & Data Service by  OMEGA**

printed at SAT 30 JUN 2012 23:22

Page 15 of 17

INTERNATIONAL PARTNERS



## Results Day 4

### 4x100m Relay Women

#### Semifinal 1/2

30 JUN 2012 / 13:05

Rank	Nat	Nation	Lane	Reaction time	Result
1	UKR	Ukraine	2	0.134	42.70 Q
		1 - POVH Olesya (18 OCT 1987) 3 - RYEMYEN Mariya (2 AUG 1987)		2 - POHREBANYAK N (19 FEB 1988) 4 - PYATACHENKO V (7 MAY 1989)	
2	FRA	France	3	0.167	43.12 Q
		1 - LOUAMI Carima (12 MAY 1979) 3 - GALAIS Jennifer (7 MAR 1992)		2 - IKUESAN Ayodelé (15 MAY 1985) 4 - ARRON Christine (13 SEP 1973)	
3	POL	Poland	6	0.158	43.13 Q
		1 - POPOWICZ Marika (28 APR 1988) 3 - JESCHKE Marta (2 JUN 1986)		2 - KORCZYNSKA Daria (30 JUL 1981) 4 - PTAK Ewelina (20 MAR 1987)	
4	SUI	Switzerland	4	0.173	43.51 q NR
		1 - CUENI Michelle (4 DEC 1983) 3 - SPRUNGER Ellen (5 AUG 1986)		2 - GASSER Jacqueline (23 FEB 1990) 4 - SPRUNGER Léa (5 MAR 1990)	
5	BLR	Belarus	5	0.174	43.69 q
		1 - ASTASHKA Volha (28 AUG 1986) 3 - DANILYUK-NEVMERZHY (27 JUL 1980)		2 - HANCHAR Katsiaryna (30 AUG 1988) 4 - BALKINA Yuliya (12 APR 1984)	
6	SLO	Slovenia	7	0.150	44.28
		1 - SITAR Alja (11 JUL 1992) 3 - ŽUMER Kristina (2 FEB 1980)		2 - STRAJNAR Sara (8 MAY 1989) 4 - OTTEY Merlene (10 MAY 1960)	
7	BUL	Bulgaria	8	0.174	45.25
		1 - LALEVA Gabriela (14 APR 1990) 3 - OKOLIYE Karin (1 MAY 1994)		2 - NAIMOVA Tezdzhan (1 MAY 1987) 4 - VLADEVA Vaia (25 MAY 1984)	
8	ESP	Spain	1	0.179	45.47
		1 - RECIO Belén (11 AUG 1980) 3 - FURUNDARENA Alazne (19 SEP 1989)		2 - MARTÍNEZ Plácida (14 MAY 1985) 4 - SANTIAGO S (22 SEP 1985)	

### 4x100m Relay Women


#### Semifinal 2/2

30 JUN 2012 / 13:15

Rank	Nat	Nation	Lane	Reaction time	Result
1	GER	Germany	8	0.182	43.03 Q
		1 - GÜNTHER Leena (16 APR 1991) 3 - LOFAMAKANDA PINTO (2 JUL 1992)		2 - CIBIS Anne (27 SEP 1985) 4 - SAILER Verena (16 OCT 1985)	
2	RUS	Russia	7	0.165	43.62 Q
		1 - POLYAKOVA Y (29 MAY 1983) 3 - VORONENKOVA Y (8 SEP 1988)		2 - KUZINA Yekaterina (28 JUN 1991) 4 - BELKINA Olga (23 AUG 1990)	
3	NED	Netherlands	3	0.167	43.80 Q
		1 - AKIHARY Esther (14 APR 1987) 3 - LUBBERS Eva (6 FEB 1992)		2 - DOPHEIDE Marit (28 DEC 1990) 4 - VASELL Kadene (29 JAN 1989)	
4	BEL	Belgium	1	0.174	43.81
		1 - BORLÉE Olivia (10 APR 1986) 3 - CLAES Hanne (4 AUG 1991)		2 - MARIËN Hanna (16 MAY 1982) 4 - ZAGRÉ Anne (13 MAR 1990)	
5	ITA	Italy	5	0.178	43.90
		1 - HOOPER Gloria (3 MAR 1992) 3 - AMIDEI Martina (8 APR 1991)		2 - ALLOH Audrey (21 JUL 1987) 4 - DRAISCI Ilenia (13 JUL 1989)	
6	FIN	Finland	4	0.176	44.65
		1 - RÄSÄNEN Maria (11 MAR 1992) 3 - LAUKKA Minna (21 MAY 1987)		2 - HÄMÄLÄINEN Noora (15 MAR 1988) 4 - LATVALA H (30 OCT 1987)	
	GBR	Great Britain & NI	6	0.189	DQ R 163.3a
		1 - ONUORA Anyika (28 OCT 1984) 3 - JONES Hayley (14 SEP 1988)		2 - DOUGLAS Montell (24 JAN 1986) 4 - NELSON Ashlee (20 FEB 1991)	
	SWE	Sweden	2	0.131	DQ R 170.7
		1 - SKUGGE Julia (14 MAR 1988) 3 - JERNSTIG Freja (1 JAN 1992)		2 - JARDER Erica (2 APR 1986) 4 - BERNTSSON Lena (4 NOV 1978)	

Qualified: First 3 in each heat (Q) and 2 best performers (q) advance to the Final

INTERNET Service: [www.european-athletics.org](http://www.european-athletics.org)

Timing, Measurement & Data Service by  OMEGA



**4x400m Relay Women  
Semifinal 1/2**
**30 JUN 2012 / 21:50**


Rank	Nat	Nation	Lane	Reaction time	Result
1	UKR	Ukraine	4	<b>0.224</b>	<b>3:29.09</b> Q
		1 - OLISHEVSKA Yuliya (2 FEB 1989) 3 - PYHYDA Nataliya (30 JAN 1981)		2 - PRYSTUPA Darya (26 NOV 1987) 4 - LOHVYVENKO Alina (18 JUL 1990)	
2	GER	Germany	3	<b>0.160</b>	<b>3:31.38</b> Q
		1 - CREMER Esther (29 MAR 1988) 3 - KLOPSCH Christiane (21 AUG 1990)		2 - LINDENBERG Janin (20 JAN 1987) 4 - KOHLMANN Fabienne (6 NOV 1989)	
3	ROU	Romania	1	<b>0.165</b>	<b>3:31.48</b> Q
		1 - LAVRIC Mirela (17 FEB 1991) 3 - RAZOR Bianca (8 AUG 1994)		2 - PANAINTE A (7 NOV 1988) 4 - MOROSANU Angela (26 JUL 1986)	
4	BLR	Belarus	2	<b>0.180</b>	<b>3:31.50</b>
		1 - BOIKA Maryna (2 NOV 1988) 3 - YURENYA Yulia (27 MAY 1992)		2 - KHLIUSTAVA Iryna (14 JUN 1978) 4 - USOVICH Ilona (14 NOV 1982)	
5	TUR	Turkey	8	<b>0.176</b>	<b>3:34.70</b>
		1 - APAK Sema (17 AUG 1985) 3 - REDIF Meliz (26 MAR 1989)		2 - AYDIN Merve (17 MAR 1990) 4 - SAKA Pinar (5 NOV 1985)	
6	NOR	Norway	6	<b>0.220</b>	<b>3:37.74</b>
		1 - HELGESEN I (29 MAY 1985) 3 - KLOSTER Line (27 FEB 1990)		2 - BRANDT N (2 NOV 1985) 4 - BERGE M (8 MAR 1990)	
7	ESP	Spain	7	<b>0.223</b>	<b>3:38.00</b>
		1 - BOKESA A (14 DEC 1988) 3 - GARRIDO Begoña (3 MAR 1985)		2 - ROMERO Natalia (17 NOV 1988) 4 - DíEZ Andrea (22 NOV 1988)	
	IRL	Ireland	5	<b>0.274</b>	<b>DQ</b> R 170.19
		1 - BERGIN Claire (2 FEB 1985) 3 - HEFFERNAN Marian (16 APR 1982)		2 - CUDDIHY Joanne (11 MAY 1984) 4 - CAREY Michelle (20 FEB 1981)	

**4x400m Relay Women  
Semifinal 2/2**
**30 JUN 2012 / 22:02**

Rank	Nat	Nation	Lane	Reaction time	Result
1	FRA	France	3	<b>0.199</b>	<b>3:29.03</b> Q
		1 - ANACHARSIS Phara (17 DEC 1983) 3 - GUION FIRMIN L (7 AUG 1991)		2 - DIARRA E (8 MAR 1990) 4 - GUEI Floria (2 MAY 1990)	
2	GBR	Great Britain & NI	6	<b>0.169</b>	<b>3:29.96</b> Q
		1 - CHILD Eilidh (20 FEB 1987) 3 - SANDERS Nicola (23 JUN 1982)		2 - MASSEY Kelly (11 JAN 1985) 4 - COX Shana (22 JAN 1985)	
3	CZE	Czech Republic	7	<b>0.216</b>	<b>3:30.86</b> Q
		1 - BARTONICKOVÁ Jitka (22 DEC 1985) 3 - BERGROVÁ Zuzana (24 NOV 1984)		2 - ROSLOVÁ Denisa (21 AUG 1986) 4 - HEJNOVÁ Zuzana (19 DEC 1986)	
4	RUS	Russia	5	<b>0.210</b>	<b>3:31.35</b> q
		1 - TOVARNOVA Olga (11 APR 1985) 3 - MOLGACHEVA Liliya (2 MAR 1990)		2 - VESHKUROVA Tatyana (23 SEP 1981) 4 - TEREKHOVA Yuliya (20 FEB 1990)	
5	POL	Poland	1	<b>0.144</b>	<b>3:31.50</b> q
		1 - BEDNAREK Agata (28 JUN 1988) 3 - BAUMGART Iga (11 APR 1989)		2 - SWIETY Justyna (3 DEC 1992) 4 - JESIEN Anna (10 DEC 1978)	
6	ITA	Italy	2	<b>0.163</b>	<b>3:31.64</b>
		1 - BAZZONI Chiara (5 JUL 1984) 3 - GRENOT Libania (12 JUL 1983)		2 - SPACCA M (20 MAR 1986) 4 - MILANI Marta (9 MAR 1987)	
7	POR	Portugal	8	<b>0.185</b>	<b>3:40.79</b>
		1 - TAVARES Carla (22 MAY 1982) 3 - BARBOSA Vera (13 JAN 1989)		2 - DUARTE Carolina (1 JAN 1990) 4 - MONTEIRO Joceline (10 MAY 1990)	
8	FIN	Finland	4	<b>0.145</b>	<b>3:40.97</b>
		1 - KIVIOJA Jenni (30 JUN 1987) 3 - PUNKKINEN Ilona (28 OCT 1982)		2 - RÄSÄNEN Eila (27 JAN 1994) 4 - MILLARD Emma (10 AUG 1990)	

Qualified: First 3 in each heat (Q) and 2 best performers (q) advance to the Final

INTERNET Service: [www.european-athletics.org](http://www.european-athletics.org)

Timing, Measurement & Data Service by  **OMEGA**

printed at SAT 30 JUN 2012 23:22

Page 17 of 17

INTERNATIONAL PARTNERS

