

Results
Senior Men

Rank	Bib	Name	Nat	Date of Birth	Result	Time Behind
1	18	BEKELE Atelaw Yeshetela	BEL	4 DEC 1987	29:15	
2	65	LAMDASSEM Ayad	ESP	11 OCT 1981	29:20	0:05
3	250	ROCHA José	POR	6 JUL 1976	29:21	0:06
4	95	CHAHDI Hassan	FRA	7 MAY 1989	29:22	0:07
5	172	SWEENEY Joseph	IRL	17 OCT 1985	29:23	0:08
6	64	GUERRA Javier	ESP	10 NOV 1983	29:24	0:09
7	93	AMDOUNI Mourad	FRA	21 JAN 1988	29:26	0:11
8	213	CHOUKOUD Khalid	NED	23 MAR 1986	29:27	0:12
9	117	VERNON Andy	GBR	7 JAN 1986	29:39	0:24
10	53	MUNKHOLM Morten Toft	DEN	22 SEP 1985	29:42	0:27
11	94	BENHARI Mokhtar	FRA	22 MAY 1974	29:43	0:28
12	96	MALATY Benjamin	FRA	7 MAY 1986	29:44	0:29
13	115	MCLEOD Ryan	GBR	7 JUN 1985	29:45	0:30
14	187	LA ROSA Stefano	ITA	22 SEP 1985	29:45	0:30
15	119	WALSH James	GBR	22 SEP 1981	29:46	0:31
16	246	COSTA Tiago	POR	8 AUG 1988	29:46	0:31
17	185	DE NARD Gabriele	ITA	3 NOV 1974	29:46	0:31
18	47	KOCOUREK Milan	CZE	6 DEC 1987	29:47	0:32
19	251	TEIXEIRA Rui	POR	27 JUL 1977	29:48	0:33
20	97	MAYAUD Denis	FRA	22 APR 1986	29:50	0:35
21	20	TIJTGAT Lander	BEL	6 APR 1983	29:50	0:35
22	113	DRAPER Mark	GBR	28 JUN 1984	29:51	0:36
23	189	SLIMANI Kaddour	ITA	1 JAN 1979	29:55	0:40
24	223	BUTA Urige	NOR	28 NOV 1982	29:55	0:40
25	112	BADDELEY Andy	GBR	20 JUN 1982	29:57	0:42
26	171	POLLOCK Paul	IRL	25 JUN 1986	29:57	0:42
27	67	SERRANO Ricardo	ESP	29 OCT 1980	29:58	0:43
28	271	NIKOLAYEV Yegor	RUS	12 FEB 1988	29:59	0:44
29	19	DESMET Pieter	BEL	7 JUN 1983	30:01	0:46
30	186	FLORIANI Yuri	ITA	25 DEC 1981	30:04	0:49
31	322	BOUAFIF Adil	SWE	31 DEC 1978	30:05	0:50
32	63	AAKAOU Youssef	ESP	1 JAN 1985	30:14	0:59
33	86	NURME Tiidrek	EST	18 NOV 1985	30:15	1:00
34	141	ULICZKA Steffen	GER	17 JUL 1984	30:16	1:01
35	170	LEDWITH Andrew	IRL	25 JUN 1985	30:17	1:02
36	68	SOLIS David	ESP	22 DEC 1981	30:23	1:08
37	116	TICKNER Frank	GBR	12 OCT 1983	30:24	1:09
38	247	JESUS Bruno	POR	28 MAY 1982	30:25	1:10
39	137	FLÜGEL Julian	GER	18 APR 1986	30:25	1:10
40	52	FAURSCHOU Jesper	DEN	1 JUL 1983	30:25	1:10
41	138	GHIRMAI Filmon	GER	25 JAN 1979	30:26	1:11
42	51	DAMKJÆR Johan	DEN	17 OCT 1984	30:30	1:15
43	54	NIELSEN Michael	DEN	23 NOV 1980	30:31	1:16
44	188	PERTILE Ruggero	ITA	8 AUG 1974	30:33	1:18

Results
Senior Men

Rank	Bib	Name	Nat	Date of Birth	Result	Time Behind
45	248	RIBAS Ricardo	POR	8 OCT 1977	30:39	1:24
46	140	SCHWARZ Rico	GER	18 APR 1988	30:43	1:28
47	249	RIBEIRO Pedro	POR	25 MAR 1981	30:47	1:32
48	315	RÜFENACHT Rolf	SUI	28 AUG 1984	30:50	1:35
49	224	NORDTVEIT Audun	NOR	8 JUN 1988	30:56	1:41
50	168	HANRAHAN Mark	IRL	7 MAR 1985	30:56	1:41
51	283	BUC Boštjan	SLO	13 APR 1980	31:02	1:47
52	139	HALLMANN Sebastian	GER	7 JAN 1977	31:05	1:50
53	305	ŽIVANOVIC Darko	SRB	25 FEB 1987	31:10	1:55
54	173	THORNTON Gary	IRL	29 JUL 1979	31:15	2:00
55	142	WEYER Sven	GER	30 JUN 1986	31:18	2:03
56	225	SYLTA Øystein	NOR	3 MAR 1978	31:22	2:07
57	285	KOSOVELJ Mitja	SLO	16 AUG 1984	31:27	2:12
58	203	BRISKA Kaspars	LAT	20 NOV 1988	31:46	2:31
59	284	KOSMAC Anton	SLO	14 DEC 1976	31:46	2:31
60	37	NIKOLOV Yolo	BUL	4 FEB 1984	31:50	2:35
61	303	MILICIC Goran	SRB	27 JUL 1987	31:52	2:37
62	13	YEGHIKYAN Sevak	ARM	13 FEB 1986	31:52	2:37
63	66	LOZANO Álvaro	ESP	23 FEB 1987	32:21	3:06
64	87	TŠEREPANNIKOV Sergei	EST	15 AUG 1983	32:31	3:16
65	287	NOVAK Riko	SLO	13 JUL 1982	32:35	3:20
66	302	BOJOVIC Velimir	SRB	14 APR 1985	32:38	3:23
67	288	PLIBERŠEK Tomaž	SLO	18 DEC 1980	32:40	3:25
68	286	KOTNIK Robert	SLO	1 JAN 1975	32:57	3:42
69	15	SANDER Christoph	AUT	1 AUG 1988	32:59	3:44
70	304	KRISTIJAN Stošic	SRB	24 MAY 1981	33:11	3:56
71	202	BAREIKIS Arturs	LAT	6 JUN 1986	33:53	4:38
72	32	BJELJAREVIC Dario	BIH	6 SEP 1983	34:32	5:17
73	208	AJANOVSKI Kokan	MKD	17 JAN 1982	37:01	7:46
	343	LEBID Serhiy	UKR	15 JUL 1975	DNF	
	98	MEFTAH Abdellatif	FRA	3 JAN 1982	DNF	
	211	BATTISTEL Florent	MON	2 MAR 1982	DNF	

Intermediate times:	500m	1:39	18	BEKELE Atelaw Yeshetela (BEL)
	1000m	3:13	18	BEKELE Atelaw Yeshetela (BEL)
	2500m	7:34	18	BEKELE Atelaw Yeshetela (BEL)
	4000m	11:50	18	BEKELE Atelaw Yeshetela (BEL)
	5500m	16:11	18	BEKELE Atelaw Yeshetela (BEL)
	7000m	20:32	18	BEKELE Atelaw Yeshetela (BEL)
	8500m	24:55	18	BEKELE Atelaw Yeshetela (BEL)

Legend
DNF Did not Finish

INTERNET Service: www.european-athletics.org

Timing, Measurement & Data Service by  OMEGA

printed at SUN 11 DEC 2011 15:27

Page 2 of 2

Detailed Results
Senior Men

Rank	Bib	Name	Nat	Date of Birth	Result	Time Behind											
							500m	1000m	2500m	4000m	5500m	8500m					
1	18	BEKELE Atelaw Yeshetela	BEL	4 DEC 1987	29:15												
						1:39 (1)	3:13 (1)	7:34 (1)	11:50 (1)	16:11 (1)	24:55 (1)						
							1:34	4:21	4:16	4:21	8:44						
2	65	LAMDASSEM Ayad	ESP	11 OCT 1981	29:20	0:05											
						1:39 (6)	3:13 (8)	7:35 (6)	11:59 (2)	16:18 (3)	25:01 (4)						
							1:34	4:22	4:24	4:19	8:43						
3	250	ROCHA José	POR	6 JUL 1976	29:21	0:06											
						1:39 (12)	3:14 (11)	7:35 (7)	11:59 (4)	16:18 (4)	25:01 (2)						
							1:35	4:21	4:24	4:19	8:43						
4	95	CHAHDI Hassan	FRA	7 MAY 1989	29:22	0:07											
						1:40 (24)	3:16 (35)	7:36 (14)	12:00 (12)	16:18 (7)	25:02 (6)						
							1:36	4:20	4:24	4:18	8:44						
5	172	SWEENEY Joseph	IRL	17 OCT 1985	29:23	0:08											
						1:39 (8)	3:14 (9)	7:36 (15)	11:59 (6)	16:18 (5)	25:01 (3)						
							1:35	4:22	4:23	4:19	8:43						
6	64	GUERRA Javier	ESP	10 NOV 1983	29:24	0:09											
						1:42 (51)	3:17 (52)	7:39 (30)	12:00 (11)	16:19 (9)	25:03 (8)						
							1:35	4:22	4:21	4:19	8:44						
7	93	AMDOUNI Mourad	FRA	21 JAN 1988	29:26	0:11											
						1:39 (9)	3:13 (4)	7:34 (3)	11:59 (3)	16:18 (2)	25:03 (7)						
							1:34	4:21	4:25	4:19	8:45						
8	213	CHOUKOUK Khalid	NED	23 MAR 1986	29:27	0:12											
						1:40 (25)	3:15 (30)	7:39 (29)	12:01 (19)	16:20 (11)	25:01 (5)						
							1:35	4:24	4:22	4:19	8:41						
9	117	VERNON Andy	GBR	7 JAN 1986	29:39	0:24											
						1:41 (38)	3:16 (39)	7:39 (31)	12:01 (20)	16:24 (15)	25:13 (9)						
							1:35	4:23	4:22	4:23	8:49						
10	53	MUNKHOLM Morten Toft	DEN	22 SEP 1985	29:42	0:27											
						1:39 (10)	3:14 (15)	7:38 (23)	12:02 (22)	16:27 (21)	25:21 (17)						
							1:35	4:24	4:24	4:25	8:54						
11	94	BENHARI Mokhtar	FRA	22 MAY 1974	29:43	0:28											
						1:40 (26)	3:15 (28)	7:39 (28)	12:02 (26)	16:27 (23)	25:19 (13)						
							1:35	4:24	4:23	4:25	8:52						
12	96	MALATY Benjamin	FRA	7 MAY 1986	29:44	0:29											
						1:41 (33)	3:14 (17)	7:36 (17)	12:00 (14)	16:25 (17)	25:21 (16)						
							1:33	4:22	4:24	4:25	8:56						
13	115	MCLEOD Ryan	GBR	7 JUN 1985	29:45	0:30											
						1:42 (45)	3:16 (44)	7:41 (36)	12:04 (32)	16:30 (30)	25:22 (20)						
							1:34	4:25	4:23	4:26	8:52						
14	187	LA ROSA Stefano	ITA	22 SEP 1985	29:45	0:30											
						1:39 (5)	3:14 (10)	7:37 (20)	12:01 (17)	16:25 (16)	25:21 (14)						
							1:35	4:23	4:24	4:24	8:56						
15	119	WALSH James	GBR	22 SEP 1981	29:46	0:31											
						1:43 (57)	3:16 (46)	7:40 (34)	12:04 (30)	16:28 (26)	25:22 (18)						
							1:33	4:24	4:24	4:24	8:54						
16	246	COSTA Tiago	POR	8 AUG 1988	29:46	0:31											
						1:40 (19)	3:14 (22)	7:36 (11)	12:01 (18)	16:27 (25)	25:22 (19)						
							1:34	4:22	4:25	4:26	8:55						

Detailed Results
Senior Men

Rank	Bib	Name	Nat	Date of Birth	Result						Time Behind	
					500m	1000m	2500m	4000m	5500m	8500m		
17	185	DE NARD Gabriele	ITA	3 NOV 1974	29:46						0:31	
					1:41 (29)	3:15 (24)	7:38 (24)	12:02 (24)	16:26 (20)	25:21 (15)		
						1:34	4:23	4:24	4:24	8:55		
18	47	KOCOUREK Milan	CZE	6 DEC 1987	29:47						0:32	
					1:40 (15)	3:14 (21)	7:34 (5)	11:59 (8)	16:27 (22)	25:24 (22)		
						1:34	4:20	4:25	4:28	8:57		
19	251	TEIXEIRA Rui	POR	27 JUL 1977	29:48						0:33	
					1:39 (3)	3:13 (3)	7:34 (4)	11:59 (9)	16:20 (12)	25:16 (10)		
						1:34	4:21	4:25	4:21	8:56		
20	97	MAYAUD Denis	FRA	22 APR 1986	29:50						0:35	
					1:41 (32)	3:15 (27)	7:35 (9)	11:59 (5)	16:18 (6)	25:18 (11)		
						1:34	4:20	4:24	4:19	9:00		
21	20	TIJTGAT Lander	BEL	6 APR 1983	29:50						0:35	
					1:40 (17)	3:14 (16)	7:38 (25)	12:04 (31)	16:31 (31)	25:30 (29)		
						1:34	4:24	4:26	4:27	8:59		
22	113	DRAPER Mark	GBR	28 JUN 1984	29:51						0:36	
					1:42 (53)	3:17 (56)	7:43 (47)	12:06 (35)	16:32 (32)	25:25 (24)		
						1:35	4:26	4:23	4:26	8:53		
23	189	SLIMANI Kaddour	ITA	1 JAN 1979	29:55						0:40	
					1:40 (14)	3:14 (13)	7:35 (8)	11:59 (7)	16:19 (8)	25:18 (12)		
						1:34	4:21	4:24	4:20	8:59		
24	223	BUTA Urige	NOR	28 NOV 1982	29:55						0:40	
					1:42 (52)	3:15 (33)	7:39 (27)	12:03 (28)	16:27 (24)	25:26 (25)		
						1:33	4:24	4:24	4:24	8:59		
25	112	BADDELEY Andy	GBR	20 JUN 1982	29:57						0:42	
					1:43 (59)	3:18 (59)	7:44 (49)	12:07 (37)	16:33 (35)	25:30 (27)		
						1:35	4:26	4:23	4:26	8:57		
26	171	POLLOCK Paul	IRL	25 JUN 1986	29:57						0:42	
					1:40 (13)	3:14 (23)	7:40 (32)	12:02 (25)	16:28 (27)	25:29 (26)		
						1:34	4:26	4:22	4:26	9:01		
27	67	SERRANO Ricardo	ESP	29 OCT 1980	29:58						0:43	
					1:41 (36)	3:15 (24)	7:37 (19)	12:00 (15)	16:26 (19)	25:25 (23)		
						1:34	4:22	4:23	4:26	8:59		
28	271	NIKOLAYEV Yegor	RUS	12 FEB 1988	29:59						0:44	
					1:40 (28)	3:16 (38)	7:36 (16)	12:00 (13)	16:20 (10)	25:23 (21)		
						1:36	4:20	4:24	4:20	9:03		
29	19	DESMET Pieter	BEL	7 JUN 1983	30:01						0:46	
					1:41 (34)	3:16 (41)	7:42 (39)	12:05 (34)	16:29 (28)	25:31 (30)		
						1:35	4:26	4:23	4:24	9:02		
30	186	FLORIANI Yuri	ITA	25 DEC 1981	30:04						0:49	
					1:39 (7)	3:14 (12)	7:36 (13)	12:02 (23)	16:29 (29)	25:32 (31)		
						1:35	4:22	4:26	4:27	9:03		
31	322	BOUAFIF Adil	SWE	31 DEC 1978	30:05						0:50	
					1:39 (2)	3:13 (6)	7:36 (12)	12:00 (10)	16:22 (13)	25:30 (28)		
						1:34	4:23	4:24	4:22	9:08		
32	63	AAKAOU Youssef	ESP	1 JAN 1985	30:14						0:59	
					1:40 (27)	3:14 (19)	7:37 (18)	12:01 (21)	16:25 (18)	25:37 (32)		
						1:34	4:23	4:24	4:24	9:12		

Detailed Results
Senior Men

Rank	Bib	Name	Nat	Date of Birth	Result	Time Behind											
							500m	1000m	2500m	4000m	5500m	8500m					
33	86	NURME Tiidrek	EST	18 NOV 1985	30:15	1:00											
							1:41 (31)	3:16 (43)	7:42 (42)	12:08 (38)	16:37 (37)	25:48 (35)					
							1:35	4:26	4:26	4:29	9:11						
34	141	ULICZKA Steffen	GER	17 JUL 1984	30:16	1:01											
							1:40 (19)	3:14 (18)	7:37 (21)	12:03 (29)	16:37 (36)	25:49 (36)					
							1:34	4:23	4:26	4:34	9:12						
35	170	LEDWITH Andrew	IRL	25 JUN 1985	30:17	1:02											
							1:40 (16)	3:13 (2)	7:34 (2)	12:13 (45)	16:42 (39)	25:41 (33)					
							1:33	4:21	4:39	4:29	8:59						
36	68	SOLIS David	ESP	22 DEC 1981	30:23	1:08											
							1:39 (11)	3:13 (5)	7:38 (26)	12:04 (33)	16:32 (34)	25:43 (34)					
							1:34	4:25	4:26	4:28	9:11						
37	116	TICKNER Frank	GBR	12 OCT 1983	30:24	1:09											
							1:42 (55)	3:17 (53)	7:44 (51)	12:16 (51)	16:44 (40)	25:54 (38)					
							1:35	4:27	4:32	4:28	9:10						
38	247	JESUS Bruno	POR	28 MAY 1982	30:25	1:10											
							1:40 (23)	3:15 (29)	7:41 (37)	12:10 (41)	16:45 (42)	25:53 (37)					
							1:35	4:26	4:29	4:35	9:08						
39	137	FLÜGEL Julian	GER	18 APR 1986	30:25	1:10											
							1:40 (22)	3:14 (14)	7:42 (40)	12:12 (43)	16:45 (43)	25:55 (40)					
							1:34	4:28	4:30	4:33	9:10						
40	52	FAURSCHOU Jesper	DEN	1 JUL 1983	30:25	1:10											
							1:42 (48)	3:17 (54)	7:44 (50)	12:13 (44)	16:44 (41)	25:54 (39)					
							1:35	4:27	4:29	4:31	9:10						
41	138	GHIRMAI Filmon	GER	25 JAN 1979	30:26	1:11											
							1:44 (67)	3:19 (66)	7:47 (60)	12:17 (55)	16:47 (47)	25:55 (41)					
							1:35	4:28	4:30	4:30	9:08						
42	51	DAMKJÆR Johan	DEN	17 OCT 1984	30:30	1:15											
							1:42 (50)	3:16 (36)	7:45 (53)	12:16 (49)	16:51 (50)	25:57 (42)					
							1:34	4:29	4:31	4:35	9:06						
43	54	NIELSEN Michael	DEN	23 NOV 1980	30:31	1:16											
							1:43 (58)	3:18 (57)	7:45 (52)	12:15 (46)	16:46 (45)	25:59 (43)					
							1:35	4:27	4:30	4:31	9:13						
44	188	PERTILE Ruggero	ITA	8 AUG 1974	30:33	1:18											
							1:43 (61)	3:17 (55)	7:41 (38)	12:11 (42)	16:47 (46)	26:01 (44)					
							1:34	4:24	4:30	4:36	9:14						
45	248	RIBAS Ricardo	POR	8 OCT 1977	30:39	1:24											
							1:42 (46)	3:17 (48)	7:42 (43)	12:07 (36)	16:42 (38)	26:01 (45)					
							1:35	4:25	4:25	4:35	9:19						
46	140	SCHWARZ Rico	GER	18 APR 1988	30:43	1:28											
							1:41 (35)	3:15 (31)	7:40 (33)	12:09 (39)	16:45 (44)	26:03 (46)					
							1:34	4:25	4:29	4:36	9:18						
47	249	RIBEIRO Pedro	POR	25 MAR 1981	30:47	1:32											
							1:41 (37)	3:16 (40)	7:41 (35)	12:09 (40)	16:47 (48)	26:05 (47)					
							1:35	4:25	4:28	4:38	9:18						
48	315	RÜFENACHT Rolf	SUI	28 AUG 1984	30:50	1:35											
							1:41 (39)	3:16 (45)	7:43 (44)	12:16 (50)	16:54 (52)	26:12 (49)					
							1:35	4:27	4:33	4:38	9:18						

Detailed Results
Senior Men


Rank	Bib	Name	Nat	Date of Birth	Result						Time Behind	
					500m	1000m	2500m	4000m	5500m	8500m		
49	224	NORDTVEIT Audun	NOR	8 JUN 1988	30:56						1:41	
					1:43 (56)	3:18 (60)	7:45 (55)	12:16 (52)	16:48 (49)	26:05 (48)		
						1:35	4:27	4:31	4:32	9:17		
50	168	HANRAHAN Mark	IRL	7 MAR 1985	30:56						1:41	
					1:41 (30)	3:15 (32)	7:43 (46)	12:17 (54)	16:54 (53)	26:19 (50)		
						1:34	4:28	4:34	4:37	9:25		
51	283	BUC Boštjan	SLO	13 APR 1980	31:02						1:47	
					1:41 (40)	3:17 (49)	7:46 (56)	12:21 (57)	17:02 (56)	26:24 (52)		
						1:36	4:29	4:35	4:41	9:22		
52	139	HALLMANN Sebastian	GER	7 JAN 1977	31:05						1:50	
					1:40 (21)	3:16 (37)	7:43 (45)	12:15 (48)	16:57 (55)	26:25 (53)		
						1:36	4:27	4:32	4:42	9:28		
53	305	ŽIVANOVIC Darko	SRB	25 FEB 1987	31:10						1:55	
					1:39 (4)	3:13 (7)	7:42 (41)	12:17 (53)	16:55 (54)	26:29 (54)		
						1:34	4:29	4:35	4:38	9:34		
54	173	THORNTON Gary	IRL	29 JUL 1979	31:15						2:00	
					1:43 (60)	3:18 (62)	7:47 (58)	12:21 (56)	17:02 (57)	26:33 (55)		
						1:35	4:29	4:34	4:41	9:31		
55	142	WEYER Sven	GER	30 JUN 1986	31:18						2:03	
					1:42 (47)	3:17 (47)	7:43 (48)	12:15 (47)	16:51 (51)	26:23 (51)		
						1:35	4:26	4:32	4:36	9:32		
56	225	SYLTA Øystein	NOR	3 MAR 1978	31:22						2:07	
					1:44 (64)	3:18 (61)	7:47 (59)	12:23 (59)	17:06 (59)	26:40 (57)		
						1:34	4:29	4:36	4:43	9:34		
57	285	KOSOVELJ Mitja	SLO	16 AUG 1984	31:27						2:12	
					1:41 (44)	3:17 (51)	7:46 (57)	12:23 (58)	17:06 (58)	26:39 (56)		
						1:36	4:29	4:37	4:43	9:33		
58	203	BRISKA Kaspars	LAT	20 NOV 1988	31:46						2:31	
					1:43 (63)	3:18 (63)	7:57 (65)	12:43 (65)	17:33 (66)	27:08 (60)		
						1:35	4:39	4:46	4:50	9:35		
59	284	KOSMAC Anton	SLO	14 DEC 1976	31:46						2:31	
					1:43 (62)	3:18 (64)	7:50 (63)	12:29 (60)	17:16 (60)	27:00 (58)		
						1:35	4:32	4:39	4:47	9:44		
60	37	NIKOLOV Yolo	BUL	4 FEB 1984	31:50						2:35	
					1:44 (66)	3:19 (65)	7:50 (62)	12:34 (62)	17:24 (62)	27:08 (61)		
						1:35	4:31	4:44	4:50	9:44		
61	303	MILICIC Goran	SRB	27 JUL 1987	31:52						2:37	
					1:42 (54)	3:18 (58)	7:49 (61)	12:34 (63)	17:23 (61)	27:08 (62)		
						1:36	4:31	4:45	4:49	9:45		
62	13	YEGHIKYAN Sevak	ARM	13 FEB 1986	31:52						2:37	
					1:45 (69)	3:20 (69)	7:59 (67)	12:44 (66)	17:33 (65)	27:07 (59)		
						1:35	4:39	4:45	4:49	9:34		
63	66	LOZANO Álvaro	ESP	23 FEB 1987	32:21						3:06	
					1:41 (43)	3:15 (34)	7:45 (54)	12:32 (61)	17:24 (64)	27:20 (64)		
						1:34	4:30	4:47	4:52	9:56		
64	87	TŠEREPANNIKOV Sergei	EST	15 AUG 1983	32:31						3:16	
					1:44 (68)	3:19 (67)	7:51 (64)	12:34 (64)	17:24 (63)	27:16 (63)		
						1:35	4:32	4:43	4:50	9:52		

Detailed Results Senior Men

Rank	Bib	Name	Nat	Date of Birth	Result							Time Behind	
					500m	1000m	2500m	4000m	5500m	8500m			
65	287	NOVAK Riko	SLO	13 JUL 1982	32:35							3:20	
					1:48 (75)	3:25 (74)	8:11 (70)	12:59 (68)	17:51 (68)	27:43 (65)			
					1:37	4:46	4:48	4:52	9:52				
66	302	BOJOVIC Velimir	SRB	14 APR 1985	32:38							3:23	
					1:42 (49)	3:17 (50)	7:57 (66)	12:50 (67)	17:51 (67)	27:48 (67)			
					1:35	4:40	4:53	5:01	9:57				
67	288	PLIBERŠEK Tomaž	SLO	18 DEC 1980	32:40							3:25	
					1:46 (72)	3:23 (72)	8:11 (72)	12:59 (69)	17:51 (69)	27:46 (66)			
					1:37	4:48	4:48	4:52	9:55				
68	286	KOTNIK Robert	SLO	1 JAN 1975	32:57							3:42	
					1:46 (71)	3:23 (71)	8:11 (71)	13:02 (70)	18:03 (72)	27:55 (68)			
					1:37	4:48	4:51	5:01	9:52				
69	15	SANDER Christoph	AUT	1 AUG 1988	32:59							3:44	
					1:44 (65)	3:20 (68)	8:06 (69)	13:03 (71)	18:03 (71)	28:07 (69)			
					1:36	4:46	4:57	5:00	10:04				
70	304	KRISTIJAN Stošić	SRB	24 MAY 1981	33:11							3:56	
					1:46 (73)	3:23 (73)	8:12 (73)	13:03 (72)	18:02 (70)	28:08 (70)			
					1:37	4:49	4:51	4:59	10:06				
71	202	BAREKIS Arturs	LAT	6 JUN 1986	33:53							4:38	
					1:41 (42)	3:16 (42)	7:59 (68)	13:08 (73)	18:20 (73)	28:39 (71)			
					1:35	4:43	5:09	5:12	10:19				
72	32	BJELJAREVIC Dario	BIH	6 SEP 1983	34:32							5:17	
					1:45 (70)	3:21 (70)	8:19 (74)	13:28 (74)	18:40 (74)	29:09 (72)			
					1:36	4:58	5:09	5:12	10:29				
73	208	AJANOVSKI Kokan	MKD	17 JAN 1982	37:01							7:46	
					1:47 (74)	3:27 (75)	8:48 (75)	14:29 (75)	20:11 (75)	31:34 (73)			
					1:40	5:21	5:41	5:42	11:23				
343		LEBID Serhiy	UKR	15 JUL 1975	DNF								
					1:41 (41)	3:14 (20)	7:35 (10)	12:01 (16)	16:23 (14)				
					1:33	4:21	4:26	4:22					
98		MEFTAH Abdellatif	FRA	3 JAN 1982	DNF								
					1:40 (18)	3:15 (26)	7:38 (22)	12:03 (27)	16:32 (33)				
					1:35	4:23	4:25	4:29					
211		BATTISTEL Florent	MON	2 MAR 1982	DNF								
					1:49 (76)	3:43 (76)	10:11 (76)						
					1:54	6:28							

Legend
DNF Did not Finish

INTERNET Service: www.european-athletics.org

Timing, Measurement & Data Service by  OMEGA

printed at SUN 11 DEC 2011 15:31

Page 5 of 5

Team Results
Senior Men

Rank	Nation	Bib	Name	Time	Pos	Points
1	France (FRA)					34
		95	CHAHDI Hassan	29:22		4
		93	AMDOUNI Mourad	29:26		7
		94	BENHARI Mokhtar	29:43		11
		96	MALATY Benjamin	29:44		12
		97	MAYAUD Denis	29:50	20	
		98	MEFTAH Abdellatif	DNF		
2	Great Britain & NI (GBR)					59
		117	VERNON Andy	29:39		9
		115	MCLEOD Ryan	29:45		13
		119	WALSH James	29:46		15
		113	DRAPER Mark	29:51		22
		112	BADDELEY Andy	29:57	25	
		116	TICKNER Frank	30:24	37	
3	Spain (ESP)					67
		65	LAMDASSEM Ayad	29:20		2
		64	GUERRA Javier	29:24		6
		67	SERRANO Ricardo	29:58		27
		63	AKAOU Youssef	30:14		32
		68	SOLIS David	30:23	36	
		66	LOZANO Álvaro	32:21	63	
4	Portugal (POR)					76
		250	ROCHA José	29:21		3
		246	COSTA Tiago	29:46		16
		251	TEIXEIRA Rui	29:48		19
		247	JESUS Bruno	30:25		38
		248	RIBAS Ricardo	30:39	45	
		249	RIBEIRO Pedro	30:47	47	
5	Italy (ITA)					84
		187	LA ROSA Stefano	29:45		14
		185	DE NARD Gabriele	29:46		17
		189	SLIMANI Kaddour	29:55		23
		186	FLORIANI Yuri	30:04		30
		188	PERTILE Ruggero	30:33	44	
6	Ireland (IRL)					116
		172	SWEENEY Joseph	29:23		5
		171	POLLOCK Paul	29:57		26
		170	LEDWITH Andrew	30:17		35
		168	HANRAHAN Mark	30:56		50
		173	THORNTON Gary	31:15	54	
7	Denmark (DEN)					135
		53	MUNKHOLM Morten Toft	29:42		10
		52	FAURSCHOU Jesper	30:25		40
		51	DAMKJÆR Johan	30:30		42
		54	NIELSEN Michael	30:31		43
8	Germany (GER)					160
		141	ULICZKA Steffen	30:16		34
		137	FLÜGEL Julian	30:25		39
		138	GHIRMAI Filmon	30:26		41
		140	SCHWARZ Rico	30:43		46
		139	HALLMANN Sebastian	31:05	52	
		142	WEYER Sven	31:18	55	

Team Results
Senior Men

Rank	Nation	Bib	Name	Time	Pos	Points
9	Slovenia (SLO)					232
		283	BUC Boštjan	31:02		51
		285	KOSOVELJ Mitja	31:27		57
		284	KOSMAC Anton	31:46		59
		287	NOVAK Riko	32:35		65
		288	PLIBERŠEK Tomaž	32:40	67	
		286	KOTNIK Robert	32:57	68	
10	Serbia (SRB)					250
		305	ŽIVANOVIC Darko	31:10		53
		303	MILICIC Goran	31:52		61
		302	BOJOVIC Velimir	32:38		66
		304	KRISTIJAN Stošic	33:11		70

Results
Junior Women

Rank	Bib	Name	Nat	Date of Birth	Result	Time Behind
1	494	GORECKA Emelia	GBR	29 JAN 1994	13:13	
2	594	DOAGA Ioana	ROU	5 APR 1992	13:14	0:01
3	619	TERZIC Amela	SRB	2 APR 1993	13:22	0:09
4	598	FAZLITDINOVA Gulshat	RUS	28 AUG 1992	13:24	0:11
5	414	VANGANSBEKE Zenobie	BEL	4 NOV 1992	13:32	0:19
6	495	GUMMOW Annabel	GBR	16 SEP 1993	13:34	0:21
7	601	RYAZANTSEVA Svetlana	RUS	28 NOV 1992	13:37	0:24
8	625	AYDEMIR Esmâ	TUR	1 JAN 1992	13:41	0:28
9	516	KRAUSE Gesa-Felicitas	GER	3 AUG 1992	13:42	0:29
10	517	REHBERG Maya	GER	28 APR 1994	13:47	0:34
11	514	BURKARD Elena	GER	10 FEB 1992	13:50	0:37
12	637	HODAKYVSKA Mariya	UKR	4 JAN 1994	13:51	0:38
13	599	GULYAEVA Alexandra	RUS	30 APR 1994	13:51	0:38
14	595	FLOREA Monica	ROU	3 FEB 1993	13:52	0:39
15	626	BULUT Gamze	TUR	3 AUG 1992	13:52	0:39
16	497	KERSEY Gemma	GBR	6 FEB 1992	13:53	0:40
17	496	HOLT Katie	GBR	7 SEP 1992	13:56	0:43
18	621	AUF DER MAUR Priska	SUI	17 MAR 1992	13:57	0:44
19	602	VASILYEVA Vera	RUS	22 JUN 1994	13:57	0:44
20	515	JOHN Jannika	GER	26 DEC 1992	13:58	0:45
21	607	MISMAS Marusa	SLO	24 OCT 1994	13:58	0:45
22	412	TRUYERS Imana	BEL	1993	13:59	0:46
23	593	BUNEA Anca Maria	ROU	4 AUG 1994	13:59	0:46
24	437	CASPAR Beatriz	ESP	10 SEP 1993	14:01	0:48
25	554	VAN HAL Marlin	NED	9 MAY 1993	14:03	0:50
26	557	VASTENBURG Jip	NED	21 MAR 1994	14:04	0:51
27	439	FERNÁNDEZ Blanca	ESP	1 APR 1992	14:04	0:51
28	555	VAN LIESHOUT Irene	NED	1 SEP 1993	14:05	0:52
29	578	DIAS Silvana	POR	5 JUN 1994	14:05	0:52
30	460	RANTANEN Viivi	FIN	19 OCT 1993	14:06	0:53
31	499	MUIR Laura	GBR	9 MAY 1993	14:06	0:53
32	567	KOPCIEWSKA Paula	POL	26 NOV 1992	14:07	0:54
33	493	CARTER Beth	GBR	15 JUL 1992	14:07	0:54
34	441	PÉREZ María José	ESP	12 JUN 1992	14:08	0:55
35	548	ABATE Virginia Maria	ITA	6 JAN 1993	14:09	0:56
36	596	PANAET Elena	ROU	5 JUN 1993	14:11	0:58
37	424	VILIC Sara	CRO	29 MAR 1992	14:17	1:04
38	556	VAN VELTHOVEN Julia	NED	12 MAR 1994	14:18	1:05
39	561	ØSTERÅS Ida	NOR	7 AUG 1993	14:19	1:06
40	411	DEBOTH Eline	BEL	26 MAR 1992	14:22	1:09
41	442	PEREZ Marta	ESP	19 APR 1993	14:22	1:09
42	459	KETTUNEN Oona	FIN	10 FEB 1994	14:23	1:10
43	579	GONÇALVES Catarina	POR	11 SEP 1993	14:23	1:10
44	580	MARTINS Marta	POR	15 JAN 1992	14:26	1:13

Results
Junior Women

Rank	Bib	Name	Nat	Date of Birth	Result	Time Behind
45	565	FURMANSKA Paulina	POL	9 MAR 1992	14:27	1:14
46	628	EYTEMIS Sevilay	TUR	3 APR 1993	14:27	1:14
47	420	SAVINA Nina	BLR	21 JUL 1993	14:28	1:15
48	419	PUZAKOVA Nastassia	BLR	12 DEC 1993	14:29	1:16
49	533	CLEIRIGH-BUTTNER Siofra	IRL	21 JUL 1995	14:30	1:17
50	438	ESTEBAN Beatriz	ESP	23 FEB 1992	14:30	1:17
51	534	MCCARTHY Clare	IRL	13 MAR 1995	14:30	1:17
52	577	CARVALHO Catarina	POR	1 MAR 1992	14:31	1:18
53	564	DULAK Katarzyna	POL	28 MAR 1993	14:32	1:19
54	568	MIKIEWICZ Paulina	POL	13 JUL 1992	14:32	1:19
55	415	WYNS Jenna	BEL	1993	14:32	1:19
56	443	SANCHEZ-ESCRIBANO Irene	ESP	25 SEP 1992	14:32	1:19
57	537	VEALE Kate	IRL	5 JAN 1994	14:33	1:20
58	609	POKRIVAC Mateja	SLO	10 SEP 1995	14:34	1:21
59	518	REISCHMANN Anne	GER	4 APR 1992	14:34	1:21
60	474	LAPLACE Camille	FRA	17 DEC 1994	14:35	1:22
61	476	RIOU Solenn	FRA	15 MAY 1994	14:35	1:22
62	475	LEGRAND Marion	FRA	5 APR 1992	14:37	1:24
63	627	CAN Yasemin	TUR	1 AUG 1992	14:39	1:26
64	618	SIMOVIC Teodora	SRB	27 OCT 1993	14:40	1:27
65	576	ALMEIDA Diana	POR	18 SEP 1994	14:42	1:29
66	546	MERLO Martina	ITA	19 FEB 1993	14:43	1:30
67	553	LOMAN Marleen	NED	25 APR 1992	14:43	1:30
68	413	VAN HAVERE Evelin	BEL	9 NOV 1993	14:43	1:30
69	403	KREUNDL Katharina	AUT	4 JUN 1993	14:43	1:30
70	458	HAUKILAHTI Anette	FIN	5 DEC 1993	14:44	1:31
71	535	MULHARE Mary	IRL	14 FEB 1993	14:50	1:37
72	472	BOURGEIX Anais	FRA	5 MAY 1992	14:50	1:37
73	473	JAROUSSEAU Cecile	FRA	13 MAR 1992	14:53	1:40
74	402	ASAMER Magdalena	AUT	6 AUG 1993	14:59	1:46
75	461	VÄLIMÄKI Ilona	FIN	9 DEC 1992	15:00	1:47
76	423	PARLOV Matea	CRO	2 JUN 1992	15:02	1:49
77	566	GRZESIK Katarzyna	POL	14 NOV 1993	15:06	1:53
78	630	TUNA Emine Hatun	TUR	7 DEC 1995	15:08	1:55
79	629	KARACADIR Ummuhani	TUR	10 JAN 1993	15:11	1:58
80	536	O'SULLIVAN Maryann	IRL	11 FEB 1993	15:11	1:58
81	405	WALLNER Sophie	AUT	20 OCT 1992	15:15	2:02
82	581	SANTOS Catia	POR	9 JAN 1992	15:19	2:06
83	617	MARKOVIC Violeta	SRB	26 MAY 1995	15:20	2:07
84	471	BAIZID Karen	FRA	28 APR 1992	15:21	2:08
85	563	ADAMCZYK Martyna	POL	31 JAN 1992	15:24	2:11
86	616	JANKOVIC Dragana	SRB	6 JUN 1995	15:43	2:30
87	404	MAIR Susanne	AUT	9 MAR 1994	15:43	2:30
88	611	ZAGAR Andreja	SLO	12 DEC 1993	15:44	2:31

Results
Junior Women

Distance: 4000m

11 DEC 2011


Start Time: 10:45

Rank	Bib	Name	Nat	Date of Birth	Result	Time Behind
89	549	JANSONE Liga	LAT	20 APR 1993	16:04	2:51
90	608	NEGER Sonja	SLO	30 MAY 1994	16:16	3:03
91	610	SMONKAR Jerneja	SLO	27 JAN 1992	16:32	3:19
92	606	LJUBI Klara	SLO	24 DEC 1993	16:46	3:33
	519	SCHULZ Johanna	GER	25 SEP 1994	DNF	

Intermediate times:	500m	1:45	594	DOAGA Ioana (ROU)
	1000m	3:23	594	DOAGA Ioana (ROU)
	2500m	8:18	594	DOAGA Ioana (ROU)

Legend
DNF Did not Finish

INTERNET Service: www.european-athletics.org

Timing, Measurement & Data Service by  OMEGA

printed at SUN 11 DEC 2011 11:14

Page 3 of 3

Detailed Results Junior Women

Rank	Bib	Name	Nat	Date of Birth	Result	Time Behind
		500m	1000m	2500m		
1	494	GORECKA Emelia	GBR	29 JAN 1994	13:13	
		1:48 (7)	3:28 (5)	8:21 (3)		
		1:40	4:53			
2	594	DOAGA Ioana	ROU	5 APR 1992	13:14	0:01
		1:45 (1)	3:23 (1)	8:18 (1)		
		1:38	4:55			
3	619	TERZIC Amela	SRB	2 APR 1993	13:22	0:09
		1:46 (3)	3:24 (2)	8:18 (2)		
		1:38	4:54			
4	598	FAZLITDINOVA Gulshat	RUS	28 AUG 1992	13:24	0:11
		1:51 (21)	3:30 (9)	8:27 (4)		
		1:39	4:57			
5	414	VANGANSBEKE Zenobie	BEL	4 NOV 1992	13:32	0:19
		1:49 (8)	3:30 (7)	8:33 (9)		
		1:41	5:03			
6	495	GUMMOW Annabel	GBR	16 SEP 1993	13:34	0:21
		1:51 (25)	3:33 (21)	8:32 (8)		
		1:42	4:59			
7	601	RYAZANTSEVA Svetlana	RUS	28 NOV 1992	13:37	0:24
		1:48 (6)	3:29 (6)	8:31 (6)		
		1:41	5:02			
8	625	AYDEMIR Esma	TUR	1 JAN 1992	13:41	0:28
		1:51 (20)	3:31 (12)	8:31 (7)		
		1:40	5:00			
9	516	KRAUSE Gesa-Felicitas	GER	3 AUG 1992	13:42	0:29
		1:48 (5)	3:30 (8)	8:34 (12)		
		1:42	5:04			
10	517	REHBERG Maya	GER	28 APR 1994	13:47	0:34
		1:49 (12)	3:32 (16)	8:33 (10)		
		1:43	5:01			
11	514	BURKARD Elena	GER	10 FEB 1992	13:50	0:37
		1:50 (17)	3:33 (20)	8:40 (16)		
		1:43	5:07			
12	637	HODAKYVSKA Mariya	UKR	4 JAN 1994	13:51	0:38
		1:46 (2)	3:26 (3)	8:27 (5)		
		1:40	5:01			
13	599	GULYAEVA Alexandra	RUS	30 APR 1994	13:51	0:38
		1:51 (24)	3:32 (14)	8:38 (15)		
		1:41	5:06			
14	595	FLOREA Monica	ROU	3 FEB 1993	13:52	0:39
		1:49 (10)	3:30 (10)	8:34 (13)		
		1:41	5:04			
15	626	BULUT Gamze	TUR	3 AUG 1992	13:52	0:39
		1:50 (15)	3:31 (11)	8:33 (11)		
		1:41	5:02			
16	497	KERSEY Gemma	GBR	6 FEB 1992	13:53	0:40
		1:52 (32)	3:34 (24)	8:41 (19)		
		1:42	5:07			

Detailed Results Junior Women

Rank	Bib	Name	Nat	Date of Birth	Result	Time Behind						
		<table border="1"> <tr> <td>500m</td> <td>1000m</td> <td>2500m</td> </tr> </table>	500m	1000m	2500m							
500m	1000m	2500m										
17	496	HOLT Katie	GBR	7 SEP 1992	13:56	0:43						
		<table border="1"> <tr> <td>1:52 (31)</td> <td>3:34 (23)</td> <td>8:42 (20)</td> </tr> <tr> <td></td> <td>1:42</td> <td>5:08</td> </tr> </table>	1:52 (31)	3:34 (23)	8:42 (20)		1:42	5:08				
1:52 (31)	3:34 (23)	8:42 (20)										
	1:42	5:08										
18	621	AUF DER MAUR Priska	SUI	17 MAR 1992	13:57	0:44						
		<table border="1"> <tr> <td>1:52 (26)</td> <td>3:33 (22)</td> <td>8:42 (22)</td> </tr> <tr> <td></td> <td>1:41</td> <td>5:09</td> </tr> </table>	1:52 (26)	3:33 (22)	8:42 (22)		1:41	5:09				
1:52 (26)	3:33 (22)	8:42 (22)										
	1:41	5:09										
19	602	VASILYEVA Vera	RUS	22 JUN 1994	13:57	0:44						
		<table border="1"> <tr> <td>1:52 (27)</td> <td>3:32 (17)</td> <td>8:41 (18)</td> </tr> <tr> <td></td> <td>1:40</td> <td>5:09</td> </tr> </table>	1:52 (27)	3:32 (17)	8:41 (18)		1:40	5:09				
1:52 (27)	3:32 (17)	8:41 (18)										
	1:40	5:09										
20	515	JOHN Jannika	GER	26 DEC 1992	13:58	0:45						
		<table border="1"> <tr> <td>1:49 (11)</td> <td>3:33 (19)</td> <td>8:40 (17)</td> </tr> <tr> <td></td> <td>1:44</td> <td>5:07</td> </tr> </table>	1:49 (11)	3:33 (19)	8:40 (17)		1:44	5:07				
1:49 (11)	3:33 (19)	8:40 (17)										
	1:44	5:07										
21	607	MISMAS Marusa	SLO	24 OCT 1994	13:58	0:45						
		<table border="1"> <tr> <td>1:49 (9)</td> <td>3:31 (13)</td> <td>8:42 (21)</td> </tr> <tr> <td></td> <td>1:42</td> <td>5:11</td> </tr> </table>	1:49 (9)	3:31 (13)	8:42 (21)		1:42	5:11				
1:49 (9)	3:31 (13)	8:42 (21)										
	1:42	5:11										
22	412	TRUYERS Imana	BEL	1993	13:59	0:46						
		<table border="1"> <tr> <td>1:50 (14)</td> <td>3:32 (18)</td> <td>8:44 (23)</td> </tr> <tr> <td></td> <td>1:42</td> <td>5:12</td> </tr> </table>	1:50 (14)	3:32 (18)	8:44 (23)		1:42	5:12				
1:50 (14)	3:32 (18)	8:44 (23)										
	1:42	5:12										
23	593	BUNEA Anca Maria	ROU	4 AUG 1994	13:59	0:46						
		<table border="1"> <tr> <td>1:48 (4)</td> <td>3:27 (4)</td> <td>8:36 (14)</td> </tr> <tr> <td></td> <td>1:39</td> <td>5:09</td> </tr> </table>	1:48 (4)	3:27 (4)	8:36 (14)		1:39	5:09				
1:48 (4)	3:27 (4)	8:36 (14)										
	1:39	5:09										
24	437	CASPAR Beatriz	ESP	10 SEP 1993	14:01	0:48						
		<table border="1"> <tr> <td>1:55 (60)</td> <td>3:39 (35)</td> <td>8:46 (24)</td> </tr> <tr> <td></td> <td>1:44</td> <td>5:07</td> </tr> </table>	1:55 (60)	3:39 (35)	8:46 (24)		1:44	5:07				
1:55 (60)	3:39 (35)	8:46 (24)										
	1:44	5:07										
25	554	VAN HAL Marlin	NED	9 MAY 1993	14:03	0:50						
		<table border="1"> <tr> <td>1:57 (72)</td> <td>3:43 (63)</td> <td>8:59 (37)</td> </tr> <tr> <td></td> <td>1:46</td> <td>5:16</td> </tr> </table>	1:57 (72)	3:43 (63)	8:59 (37)		1:46	5:16				
1:57 (72)	3:43 (63)	8:59 (37)										
	1:46	5:16										
26	557	VASTENBURG Jip	NED	21 MAR 1994	14:04	0:51						
		<table border="1"> <tr> <td>1:57 (74)</td> <td>3:45 (69)</td> <td>9:00 (39)</td> </tr> <tr> <td></td> <td>1:48</td> <td>5:15</td> </tr> </table>	1:57 (74)	3:45 (69)	9:00 (39)		1:48	5:15				
1:57 (74)	3:45 (69)	9:00 (39)										
	1:48	5:15										
27	439	FERNÁNDEZ Blanca	ESP	1 APR 1992	14:04	0:51						
		<table border="1"> <tr> <td>1:53 (43)</td> <td>3:41 (43)</td> <td>8:56 (33)</td> </tr> <tr> <td></td> <td>1:48</td> <td>5:15</td> </tr> </table>	1:53 (43)	3:41 (43)	8:56 (33)		1:48	5:15				
1:53 (43)	3:41 (43)	8:56 (33)										
	1:48	5:15										
28	555	VAN LIESHOUT Irene	NED	1 SEP 1993	14:05	0:52						
		<table border="1"> <tr> <td>1:58 (83)</td> <td>3:45 (73)</td> <td>9:00 (40)</td> </tr> <tr> <td></td> <td>1:47</td> <td>5:15</td> </tr> </table>	1:58 (83)	3:45 (73)	9:00 (40)		1:47	5:15				
1:58 (83)	3:45 (73)	9:00 (40)										
	1:47	5:15										
29	578	DIAS Silvana	POR	5 JUN 1994	14:05	0:52						
		<table border="1"> <tr> <td>1:53 (42)</td> <td>3:40 (36)</td> <td>8:52 (30)</td> </tr> <tr> <td></td> <td>1:47</td> <td>5:12</td> </tr> </table>	1:53 (42)	3:40 (36)	8:52 (30)		1:47	5:12				
1:53 (42)	3:40 (36)	8:52 (30)										
	1:47	5:12										
30	460	RANTANEN Viivi	FIN	19 OCT 1993	14:06	0:53						
		<table border="1"> <tr> <td>1:50 (16)</td> <td>3:34 (25)</td> <td>8:49 (27)</td> </tr> <tr> <td></td> <td>1:44</td> <td>5:15</td> </tr> </table>	1:50 (16)	3:34 (25)	8:49 (27)		1:44	5:15				
1:50 (16)	3:34 (25)	8:49 (27)										
	1:44	5:15										
31	499	MUIR Laura	GBR	9 MAY 1993	14:06	0:53						
		<table border="1"> <tr> <td>1:53 (38)</td> <td>3:37 (32)</td> <td>8:53 (31)</td> </tr> <tr> <td></td> <td>1:44</td> <td>5:16</td> </tr> </table>	1:53 (38)	3:37 (32)	8:53 (31)		1:44	5:16				
1:53 (38)	3:37 (32)	8:53 (31)										
	1:44	5:16										
32	567	KOPCIEWSKA Paula	POL	26 NOV 1992	14:07	0:54						
		<table border="1"> <tr> <td>1:58 (82)</td> <td>3:46 (76)</td> <td>8:58 (36)</td> </tr> <tr> <td></td> <td>1:48</td> <td>5:12</td> </tr> </table>	1:58 (82)	3:46 (76)	8:58 (36)		1:48	5:12				
1:58 (82)	3:46 (76)	8:58 (36)										
	1:48	5:12										

Detailed Results Junior Women

Rank	Bib	Name	Nat	Date of Birth	Result	Time Behind							
		<table border="1" style="display: inline-table; border-collapse: collapse;"> <tr> <td style="padding: 2px;">500m</td> <td style="padding: 2px;">1000m</td> <td style="padding: 2px;">2500m</td> <td style="padding: 2px;"></td> </tr> </table>	500m	1000m	2500m								
500m	1000m	2500m											
33	493	CARTER Beth	GBR	15 JUL 1992	14:07	0:54							
		<table border="1" style="display: inline-table; border-collapse: collapse;"> <tr> <td style="padding: 2px;">1:52 (36)</td> <td style="padding: 2px;">3:35 (26)</td> <td style="padding: 2px;">8:50 (28)</td> <td style="padding: 2px;"></td> </tr> <tr> <td style="padding: 2px;"></td> <td style="padding: 2px;">1:43</td> <td style="padding: 2px;">5:15</td> <td style="padding: 2px;"></td> </tr> </table>	1:52 (36)	3:35 (26)	8:50 (28)			1:43	5:15				
1:52 (36)	3:35 (26)	8:50 (28)											
	1:43	5:15											
34	441	PÉREZ María José	ESP	12 JUN 1992	14:08	0:55							
		<table border="1" style="display: inline-table; border-collapse: collapse;"> <tr> <td style="padding: 2px;">1:52 (28)</td> <td style="padding: 2px;">3:36 (30)</td> <td style="padding: 2px;">8:48 (26)</td> <td style="padding: 2px;"></td> </tr> <tr> <td style="padding: 2px;"></td> <td style="padding: 2px;">1:44</td> <td style="padding: 2px;">5:12</td> <td style="padding: 2px;"></td> </tr> </table>	1:52 (28)	3:36 (30)	8:48 (26)			1:44	5:12				
1:52 (28)	3:36 (30)	8:48 (26)											
	1:44	5:12											
35	548	ABATE Virginia Maria	ITA	6 JAN 1993	14:09	0:56							
		<table border="1" style="display: inline-table; border-collapse: collapse;"> <tr> <td style="padding: 2px;">1:52 (35)</td> <td style="padding: 2px;">3:37 (31)</td> <td style="padding: 2px;">8:52 (29)</td> <td style="padding: 2px;"></td> </tr> <tr> <td style="padding: 2px;"></td> <td style="padding: 2px;">1:45</td> <td style="padding: 2px;">5:15</td> <td style="padding: 2px;"></td> </tr> </table>	1:52 (35)	3:37 (31)	8:52 (29)			1:45	5:15				
1:52 (35)	3:37 (31)	8:52 (29)											
	1:45	5:15											
36	596	PANAET Elena	ROU	5 JUN 1993	14:11	0:58							
		<table border="1" style="display: inline-table; border-collapse: collapse;"> <tr> <td style="padding: 2px;">1:52 (30)</td> <td style="padding: 2px;">3:35 (29)</td> <td style="padding: 2px;">8:47 (25)</td> <td style="padding: 2px;"></td> </tr> <tr> <td style="padding: 2px;"></td> <td style="padding: 2px;">1:43</td> <td style="padding: 2px;">5:12</td> <td style="padding: 2px;"></td> </tr> </table>	1:52 (30)	3:35 (29)	8:47 (25)			1:43	5:12				
1:52 (30)	3:35 (29)	8:47 (25)											
	1:43	5:12											
37	424	VILIC Sara	CRO	29 MAR 1992	14:17	1:04							
		<table border="1" style="display: inline-table; border-collapse: collapse;"> <tr> <td style="padding: 2px;">1:54 (53)</td> <td style="padding: 2px;">3:41 (49)</td> <td style="padding: 2px;">8:56 (34)</td> <td style="padding: 2px;"></td> </tr> <tr> <td style="padding: 2px;"></td> <td style="padding: 2px;">1:47</td> <td style="padding: 2px;">5:15</td> <td style="padding: 2px;"></td> </tr> </table>	1:54 (53)	3:41 (49)	8:56 (34)			1:47	5:15				
1:54 (53)	3:41 (49)	8:56 (34)											
	1:47	5:15											
38	556	VAN VELTHOVEN Julia	NED	12 MAR 1994	14:18	1:05							
		<table border="1" style="display: inline-table; border-collapse: collapse;"> <tr> <td style="padding: 2px;">1:58 (79)</td> <td style="padding: 2px;">3:45 (72)</td> <td style="padding: 2px;">9:03 (50)</td> <td style="padding: 2px;"></td> </tr> <tr> <td style="padding: 2px;"></td> <td style="padding: 2px;">1:47</td> <td style="padding: 2px;">5:18</td> <td style="padding: 2px;"></td> </tr> </table>	1:58 (79)	3:45 (72)	9:03 (50)			1:47	5:18				
1:58 (79)	3:45 (72)	9:03 (50)											
	1:47	5:18											
39	561	ØSTERÅS Ida	NOR	7 AUG 1993	14:19	1:06							
		<table border="1" style="display: inline-table; border-collapse: collapse;"> <tr> <td style="padding: 2px;">1:55 (59)</td> <td style="padding: 2px;">3:43 (61)</td> <td style="padding: 2px;">9:01 (42)</td> <td style="padding: 2px;"></td> </tr> <tr> <td style="padding: 2px;"></td> <td style="padding: 2px;">1:48</td> <td style="padding: 2px;">5:18</td> <td style="padding: 2px;"></td> </tr> </table>	1:55 (59)	3:43 (61)	9:01 (42)			1:48	5:18				
1:55 (59)	3:43 (61)	9:01 (42)											
	1:48	5:18											
40	411	DEBOTH Eline	BEL	26 MAR 1992	14:22	1:09							
		<table border="1" style="display: inline-table; border-collapse: collapse;"> <tr> <td style="padding: 2px;">1:52 (34)</td> <td style="padding: 2px;">3:40 (42)</td> <td style="padding: 2px;">9:03 (52)</td> <td style="padding: 2px;"></td> </tr> <tr> <td style="padding: 2px;"></td> <td style="padding: 2px;">1:48</td> <td style="padding: 2px;">5:23</td> <td style="padding: 2px;"></td> </tr> </table>	1:52 (34)	3:40 (42)	9:03 (52)			1:48	5:23				
1:52 (34)	3:40 (42)	9:03 (52)											
	1:48	5:23											
41	442	PEREZ Marta	ESP	19 APR 1993	14:22	1:09							
		<table border="1" style="display: inline-table; border-collapse: collapse;"> <tr> <td style="padding: 2px;">1:55 (55)</td> <td style="padding: 2px;">3:42 (53)</td> <td style="padding: 2px;">9:02 (46)</td> <td style="padding: 2px;"></td> </tr> <tr> <td style="padding: 2px;"></td> <td style="padding: 2px;">1:47</td> <td style="padding: 2px;">5:20</td> <td style="padding: 2px;"></td> </tr> </table>	1:55 (55)	3:42 (53)	9:02 (46)			1:47	5:20				
1:55 (55)	3:42 (53)	9:02 (46)											
	1:47	5:20											
42	459	KETTUNEN Oona	FIN	10 FEB 1994	14:23	1:10							
		<table border="1" style="display: inline-table; border-collapse: collapse;"> <tr> <td style="padding: 2px;">1:56 (66)</td> <td style="padding: 2px;">3:44 (68)</td> <td style="padding: 2px;">9:02 (45)</td> <td style="padding: 2px;"></td> </tr> <tr> <td style="padding: 2px;"></td> <td style="padding: 2px;">1:48</td> <td style="padding: 2px;">5:18</td> <td style="padding: 2px;"></td> </tr> </table>	1:56 (66)	3:44 (68)	9:02 (45)			1:48	5:18				
1:56 (66)	3:44 (68)	9:02 (45)											
	1:48	5:18											
43	579	GONÇALVES Catarina	POR	11 SEP 1993	14:23	1:10							
		<table border="1" style="display: inline-table; border-collapse: collapse;"> <tr> <td style="padding: 2px;">1:54 (47)</td> <td style="padding: 2px;">3:41 (45)</td> <td style="padding: 2px;">9:01 (44)</td> <td style="padding: 2px;"></td> </tr> <tr> <td style="padding: 2px;"></td> <td style="padding: 2px;">1:47</td> <td style="padding: 2px;">5:20</td> <td style="padding: 2px;"></td> </tr> </table>	1:54 (47)	3:41 (45)	9:01 (44)			1:47	5:20				
1:54 (47)	3:41 (45)	9:01 (44)											
	1:47	5:20											
44	580	MARTINS Marta	POR	15 JAN 1992	14:26	1:13							
		<table border="1" style="display: inline-table; border-collapse: collapse;"> <tr> <td style="padding: 2px;">1:54 (46)</td> <td style="padding: 2px;">3:41 (44)</td> <td style="padding: 2px;">9:02 (47)</td> <td style="padding: 2px;"></td> </tr> <tr> <td style="padding: 2px;"></td> <td style="padding: 2px;">1:47</td> <td style="padding: 2px;">5:21</td> <td style="padding: 2px;"></td> </tr> </table>	1:54 (46)	3:41 (44)	9:02 (47)			1:47	5:21				
1:54 (46)	3:41 (44)	9:02 (47)											
	1:47	5:21											
45	565	FURMANSKA Paulina	POL	9 MAR 1992	14:27	1:14							
		<table border="1" style="display: inline-table; border-collapse: collapse;"> <tr> <td style="padding: 2px;">1:59 (86)</td> <td style="padding: 2px;">3:47 (82)</td> <td style="padding: 2px;">9:01 (43)</td> <td style="padding: 2px;"></td> </tr> <tr> <td style="padding: 2px;"></td> <td style="padding: 2px;">1:48</td> <td style="padding: 2px;">5:14</td> <td style="padding: 2px;"></td> </tr> </table>	1:59 (86)	3:47 (82)	9:01 (43)			1:48	5:14				
1:59 (86)	3:47 (82)	9:01 (43)											
	1:48	5:14											
46	628	EYTEMIS Sevilay	TUR	3 APR 1993	14:27	1:14							
		<table border="1" style="display: inline-table; border-collapse: collapse;"> <tr> <td style="padding: 2px;">1:53 (40)</td> <td style="padding: 2px;">3:40 (40)</td> <td style="padding: 2px;">8:58 (35)</td> <td style="padding: 2px;"></td> </tr> <tr> <td style="padding: 2px;"></td> <td style="padding: 2px;">1:47</td> <td style="padding: 2px;">5:18</td> <td style="padding: 2px;"></td> </tr> </table>	1:53 (40)	3:40 (40)	8:58 (35)			1:47	5:18				
1:53 (40)	3:40 (40)	8:58 (35)											
	1:47	5:18											
47	420	SAVINA Nina	BLR	21 JUL 1993	14:28	1:15							
		<table border="1" style="display: inline-table; border-collapse: collapse;"> <tr> <td style="padding: 2px;">1:56 (69)</td> <td style="padding: 2px;">3:41 (48)</td> <td style="padding: 2px;">8:56 (32)</td> <td style="padding: 2px;"></td> </tr> <tr> <td style="padding: 2px;"></td> <td style="padding: 2px;">1:45</td> <td style="padding: 2px;">5:15</td> <td style="padding: 2px;"></td> </tr> </table>	1:56 (69)	3:41 (48)	8:56 (32)			1:45	5:15				
1:56 (69)	3:41 (48)	8:56 (32)											
	1:45	5:15											
48	419	PUZAKOVA Nastassia	BLR	12 DEC 1993	14:29	1:16							
		<table border="1" style="display: inline-table; border-collapse: collapse;"> <tr> <td style="padding: 2px;">1:56 (68)</td> <td style="padding: 2px;">3:41 (50)</td> <td style="padding: 2px;">9:01 (41)</td> <td style="padding: 2px;"></td> </tr> <tr> <td style="padding: 2px;"></td> <td style="padding: 2px;">1:45</td> <td style="padding: 2px;">5:20</td> <td style="padding: 2px;"></td> </tr> </table>	1:56 (68)	3:41 (50)	9:01 (41)			1:45	5:20				
1:56 (68)	3:41 (50)	9:01 (41)											
	1:45	5:20											

Detailed Results Junior Women

Rank	Bib	Name	Nat	Date of Birth	Result	Time Behind
		<i>500m</i>				
		<i>1000m</i>				
		<i>2500m</i>				
49	533	CLEIRIGH-BUTTNER Siofra	IRL	21 JUL 1995	14:30	1:17
		1:51 (19)		3:38 (34)	9:08 (61)	
		1:47		5:30		
50	438	ESTEBAN Beatriz	ESP	23 FEB 1992	14:30	1:17
		1:56 (67)		3:43 (56)	9:05 (55)	
		1:47		5:22		
51	534	MCCARTHY Clare	IRL	13 MAR 1995	14:30	1:17
		1:52 (33)		3:41 (51)	9:08 (60)	
		1:49		5:27		
52	577	CARVALHO Catarina	POR	1 MAR 1992	14:31	1:18
		1:54 (50)		3:41 (46)	9:03 (51)	
		1:47		5:22		
53	564	DULAK Katarzyna	POL	28 MAR 1993	14:32	1:19
		1:57 (77)		3:46 (80)	9:07 (59)	
		1:49		5:21		
54	568	MIKIEWICZ Paulina	POL	13 JUL 1992	14:32	1:19
		1:59 (87)		3:46 (79)	9:11 (67)	
		1:47		5:25		
55	415	WYNS Jenna	BEL	1993	14:32	1:19
		1:55 (62)		3:44 (67)	9:04 (53)	
		1:49		5:20		
56	443	SANCHEZ-ESCRIBANO Irene	ESP	25 SEP 1992	14:32	1:19
		1:55 (58)		3:43 (57)	9:08 (63)	
		1:48		5:25		
57	537	VEALE Kate	IRL	5 JAN 1994	14:33	1:20
		1:57 (73)		3:46 (78)	9:09 (65)	
		1:49		5:23		
58	609	POKRIVAC Mateja	SLO	10 SEP 1995	14:34	1:21
		1:53 (37)		3:40 (39)	9:07 (58)	
		1:47		5:27		
59	518	REISCHMANN Anne	GER	4 APR 1992	14:34	1:21
		1:54 (52)		3:42 (54)	9:04 (54)	
		1:48		5:22		
60	474	LAPLACE Camille	FRA	17 DEC 1994	14:35	1:22
		1:51 (23)		3:38 (33)	9:02 (48)	
		1:47		5:24		
61	476	RIOU Solenn	FRA	15 MAY 1994	14:35	1:22
		1:54 (49)		3:43 (58)	9:08 (62)	
		1:49		5:25		
62	475	LEGRAND Marion	FRA	5 APR 1992	14:37	1:24
		1:54 (45)		3:43 (60)	9:12 (69)	
		1:49		5:29		
63	627	CAN Yasemin	TUR	1 AUG 1992	14:39	1:26
		1:52 (29)		3:35 (28)	9:00 (38)	
		1:43		5:25		
64	618	SIMOVIC Teodora	SRB	27 OCT 1993	14:40	1:27
		1:50 (13)		3:32 (15)	9:03 (49)	
		1:42		5:31		

Detailed Results Junior Women

Rank	Bib	Name	Nat	Date of Birth	Result	Time Behind
		500m				
		1000m				
		2500m				
65	576	ALMEIDA Diana	POR	18 SEP 1994	14:42	1:29
		1:56 (65)		3:43 (62)	9:10 (66)	
		1:47		5:27		
66	546	MERLO Martina	ITA	19 FEB 1993	14:43	1:30
		1:53 (41)		3:42 (52)	9:09 (64)	
		1:49		5:27		
67	553	LOMAN Marleen	NED	25 APR 1992	14:43	1:30
		1:57 (78)		3:45 (75)	9:11 (68)	
		1:48		5:26		
68	413	VAN HAVERE Evelin	BEL	9 NOV 1993	14:43	1:30
		1:51 (18)		3:35 (27)	9:05 (56)	
		1:44		5:30		
69	403	KREUNDL Katharina	AUT	4 JUN 1993	14:43	1:30
		2:00 (92)		3:50 (88)	9:21 (78)	
		1:50		5:31		
70	458	HAUKILAHTI Anette	FIN	5 DEC 1993	14:44	1:31
		1:56 (64)		3:45 (74)	9:16 (73)	
		1:49		5:31		
71	535	MULHARE Mary	IRL	14 FEB 1993	14:50	1:37
		1:53 (39)		3:40 (41)	9:12 (70)	
		1:47		5:32		
72	472	BOURGEIX Anais	FRA	5 MAY 1992	14:50	1:37
		1:54 (44)		3:43 (59)	9:14 (72)	
		1:49		5:31		
73	473	JAROUSSEAU Cecile	FRA	13 MAR 1992	14:53	1:40
		1:55 (57)		3:45 (70)	9:17 (75)	
		1:50		5:32		
74	402	ASAMER Magdalena	AUT	6 AUG 1993	14:59	1:46
		1:56 (70)		3:45 (71)	9:17 (74)	
		1:49		5:32		
75	461	VÄLIMÄKI Iiona	FIN	9 DEC 1992	15:00	1:47
		1:59 (85)		3:48 (85)	9:24 (80)	
		1:49		5:36		
76	423	PARLOV Matea	CRO	2 JUN 1992	15:02	1:49
		1:55 (61)		3:43 (64)	9:13 (71)	
		1:48		5:30		
77	566	GRZESIK Katarzyna	POL	14 NOV 1993	15:06	1:53
		1:58 (81)		3:46 (77)	9:20 (77)	
		1:48		5:34		
78	630	TUNA Emine Hatun	TUR	7 DEC 1995	15:08	1:55
		1:54 (51)		3:40 (38)	9:06 (57)	
		1:46		5:26		
79	629	KARACADIR Ummuhani	TUR	10 JAN 1993	15:11	1:58
		1:54 (48)		3:41 (47)	9:18 (76)	
		1:47		5:37		
80	536	O'SULLIVAN Maryann	IRL	11 FEB 1993	15:11	1:58
		1:56 (71)		3:47 (83)	9:24 (81)	
		1:51		5:37		

Detailed Results Junior Women

Rank	Bib	Name	Nat	Date of Birth	Result	Time Behind
		500m		1000m	2500m	
81	405	WALLNER Sophie	AUT	20 OCT 1992	15:15	2:02
		1:58 (84)		3:49 (86)	9:27 (85)	
		1:51		5:38		
82	581	SANTOS Catia	POR	9 JAN 1992	15:19	2:06
		1:55 (56)		3:44 (65)	9:27 (84)	
		1:49		5:43		
83	617	MARKOVIC Violeta	SRB	26 MAY 1995	15:20	2:07
		1:51 (22)		3:40 (37)	9:27 (83)	
		1:49		5:47		
84	471	BAIZID Karen	FRA	28 APR 1992	15:21	2:08
		1:56 (63)		3:44 (66)	9:26 (82)	
		1:48		5:42		
85	563	ADAMCZYK Martyna	POL	31 JAN 1992	15:24	2:11
		1:58 (80)		3:47 (81)	9:21 (79)	
		1:49		5:34		
86	616	JANKOVIC Dragana	SRB	6 JUN 1995	15:43	2:30
		1:57 (76)		3:48 (84)	9:44 (86)	
		1:51		5:56		
87	404	MAIR Susanne	AUT	9 MAR 1994	15:43	2:30
		2:00 (93)		3:55 (93)	9:49 (88)	
		1:55		5:54		
88	611	ZAGAR Andreja	SLO	12 DEC 1993	15:44	2:31
		1:59 (88)		3:54 (89)	9:50 (89)	
		1:55		5:56		
89	549	JANSONE Liga	LAT	20 APR 1993	16:04	2:51
		1:57 (75)		3:50 (87)	9:48 (87)	
		1:53		5:58		
90	608	NEGER Sonja	SLO	30 MAY 1994	16:16	3:03
		1:59 (89)		3:54 (90)	9:58 (90)	
		1:55		6:04		
91	610	SMONKAR Jerneja	SLO	27 JAN 1992	16:32	3:19
		1:59 (90)		3:55 (91)	10:04 (91)	
		1:56		6:09		
92	606	LJUBI Klara	SLO	24 DEC 1993	16:46	3:33
		2:00 (91)		3:55 (92)	10:10 (92)	
		1:55		6:15		
	519	SCHULZ Johanna	GER	25 SEP 1994	DNF	
		1:54 (54)		3:43 (55)		
		1:49				

Legend
 DNF Did not Finish

INTERNET Service: www.european-athletics.org

 Timing, Measurement & Data Service by  **OMEGA**

Team Results
Junior Women

Rank	Nation	Bib	Name	Time	Pos	Points
1	Great Britain & NI (GBR)					40
		494	GORECKA Emelia	13:13		1
		495	GUMMOW Annabel	13:34		6
		497	KERSEY Gemma	13:53		16
		496	HOLT Katie	13:56		17
		499	MUIR Laura	14:06	31	
		493	CARTER Beth	14:07	33	
2	Russia (RUS)					43
		598	FAZLITDINOVA Gulshat	13:24		4
		601	RYAZANTSEVA Svetlana	13:37		7
		599	GULYAEVA Alexandra	13:51		13
		602	VASILYEVA Vera	13:57		19
3	Germany (GER)					50
		516	KRAUSE Gesa-Felicitas	13:42		9
		517	REHBERG Maya	13:47		10
		514	BURKARD Elena	13:50		11
		515	JOHN Jannika	13:58		20
		518	REISCHMANN Anne	14:34	59	
		519	SCHULZ Johanna	DNF		
4	Romania (ROU)					75
		594	DOAGA Ioana	13:14		2
		595	FLOREA Monica	13:52		14
		593	BUNEA Anca Maria	13:59		23
		596	PANAET Elena	14:11		36
5	Netherlands (NED)					117
		554	VAN HAL Marlin	14:03		25
		557	VASTENBURG Jip	14:04		26
		555	VAN LIESHOUT Irene	14:05		28
		556	VAN VELTHOVEN Julia	14:18		38
		553	LOMAN Marleen	14:43	67	
6	Belgium (BEL)					122
		414	VANGANSBEKE Zenobie	13:32		5
		412	TRUYERS Imana	13:59		22
		411	DEBOTH Eline	14:22		40
		415	WYNS Jenna	14:32		55
		413	VAN HAVERE Evelin	14:43	68	
7	Spain (ESP)					126
		437	CASPAR Beatriz	14:01		24
		439	FERNÁNDEZ Blanca	14:04		27
		441	PÉREZ María José	14:08		34
		442	PEREZ Marta	14:22		41
		438	ESTEBAN Beatriz	14:30	50	
		443	SANCHEZ-ESCRIBANO Irene	14:32	56	
8	Turkey (TUR)					132
		625	AYDEMIR Esmá	13:41		8
		626	BULUT Gamze	13:52		15
		628	EYTEMIS Sevilay	14:27		46
		627	CAN Yasemin	14:39		63
		630	TUNA Emine Hatun	15:08	78	
		629	KARACADIR Ummuhani	15:11	79	

Team Results
Junior Women

Rank	Nation	Bib	Name	Time	Pos	Points
9	Portugal (POR)					168
		578	DIAS Silvana	14:05		29
		579	GONÇALVES Catarina	14:23		43
		580	MARTINS Marta	14:26		44
		577	CARVALHO Catarina	14:31		52
		576	ALMEIDA Diana	14:42	65	
		581	SANTOS Catia	15:19	82	
10	Poland (POL)					184
		567	KOPCIEWSKA Paula	14:07		32
		565	FURMANSKA Paulina	14:27		45
		564	DULAK Katarzyna	14:32		53
		568	MIKIEWICZ Paulina	14:32		54
		566	GRZESIK Katarzyna	15:06	77	
		563	ADAMCZYK Martyna	15:24	85	
11	Finland (FIN)					217
		460	RANTANEN Viivi	14:06		30
		459	KETTUNEN Oona	14:23		42
		458	HAUKILAHTI Anette	14:44		70
		461	VÄLIMÄKI Ilona	15:00		75
12	Ireland (IRL)					228
		533	CLEIRIGH-BUTTNER Siofra	14:30		49
		534	MCCARTHY Clare	14:30		51
		537	VEALE Kate	14:33		57
		535	MULHARE Mary	14:50		71
		536	O'SULLIVAN Maryann	15:11	80	
13	Serbia (SRB)					236
		619	TERZIC Amela	13:22		3
		618	SIMOVIC Teodora	14:40		64
		617	MARKOVIC Violeta	15:20		83
		616	JANKOVIC Dragana	15:43		86
14	France (FRA)					255
		474	LAPLACE Camille	14:35		60
		476	RIOU Solenn	14:35		61
		475	LEGRAND Marion	14:37		62
		472	BOURGEIX Anais	14:50		72
		473	JAROUSSEAU Cecile	14:53	73	
		471	BAIZID Karen	15:21	84	
15	Slovenia (SLO)					257
		607	MISMAS Marusa	13:58		21
		609	POKRIVAC Mateja	14:34		58
		611	ZAGAR Andreja	15:44		88
		608	NEGER Sonja	16:16		90
		610	SMONKAR Jerneja	16:32	91	
		606	LJUBI Klara	16:46	92	
16	Austria (AUT)					311
		403	KREUNDL Katharina	14:43		69
		402	ASAMER Magdalena	14:59		74
		405	WALLNER Sophie	15:15		81
		404	MAIR Susanne	15:43		87

Results
Junior Men

CORRECTED

Rank	Bib	Name	Nat	Date of Birth	Result	Time Behind
1	275	SAFIULIN Ilgizar	RUS	9 DEC 1992	17:49	
2	123	GOODMAN Richard	GBR	4 APR 1993	17:51	0:02
3	273	NIKITIN Vladimir	RUS	5 AUG 1992	17:51	0:02
4	102	COLLENOT-SPIRET Romain	FRA	9 JAN 1992	17:53	0:04
5	22	HANNES Pieter-Jan	BEL	30 OCT 1992	17:58	0:09
6	254	PINTO Rui	POR	18 NOV 1992	18:01	0:12
7	274	RUSAKOV Andrey	RUS	21 JUL 1992	18:07	0:18
8	125	HAY Jonathan	GBR	12 FEB 1992	18:09	0:20
9	120	CLEMENTS Kieren	GBR	20 NOV 1993	18:10	0:21
10	348	ZHUKOV Yehor	UKR	26 FEB 1992	18:15	0:26
11	122	FLEMING Niall	GBR	27 JUL 1992	18:18	0:29
12	69	ARCE Daniel	ESP	22 APR 1992	18:20	0:31
13	60	TÆRSBØL Mads	DEN	27 MAR 1992	18:20	0:31
14	332	CAVUSLU Yunus Emre	TUR	14 JUL 1993	18:21	0:32
15	335	TAN Muhammet Emin	TUR	20 JUL 1992	18:21	0:32
16	347	VYKHOPEN Yuriy	UKR	8 MAY 1992	18:27	0:38
17	127	SHAW Mark	GBR	26 JAN 1994	18:27	0:38
18	149	REHBERG Stig	GER	28 APR 1992	18:27	0:38
19	256	ROLIM Emanuel	POR	30 JAN 1993	18:27	0:38
20	192	GERRATANA Giuseppe	ITA	8 NOV 1992	18:29	0:40
21	100	BEDRANI Djalili	FRA	1 OCT 1993	18:29	0:40
22	148	PFEIFFER Hendrik	GER	18 MAR 1993	18:29	0:40
23	307	MAKEVIC Dušan	SRB	15 MAY 1992	18:30	0:41
24	175	BYRNE Jake	IRL	14 AUG 1992	18:32	0:43
25	124	GOODWIN Jack	GBR	7 JUN 1993	18:33	0:44
26	103	DETRE Julien	FRA	5 NOV 1993	18:34	0:45
27	218	VAN DER STEEN Maikel	NED	31 MAY 1992	18:34	0:45
28	228	EDMAN Ferdinand Kvan	NOR	12 FEB 1993	18:36	0:47
29	23	HUSTIN Valere	BEL	1993	18:38	0:49
30	40	BOŠNJAK Dino	CRO	21 JAN 1994	18:39	0:50
31	57	HARBOE Jeppe	DEN	23 FEB 1992	18:40	0:51
32	346	KUZMICHOV Oleksandr	UKR	25 JUL 1992	18:41	0:52
33	38	TSENOV Mitko	BUL	13 JUN 1993	18:41	0:52
34	71	CARRO Fernando	ESP	1 APR 1992	18:42	0:53
35	240	MAIK Mateusz	POL	25 AUG 1992	18:42	0:53
36	216	DILLING Hans	NED	26 JUL 1992	18:42	0:53
37	58	MARKUSSEN Jacob Østergaard	DEN	7 MAR 1993	18:42	0:53
38	291	JEREB Urban	SLO	28 FEB 1993	18:42	0:53
39	56	GLANS Peter	DEN	5 JAN 1993	18:43	0:54
40	73	PUYUELO Victor	ESP	7 MAY 1992	18:45	0:56
41	24	LEJEUNE Emmanuel	BEL	29 JUN 1992	18:46	0:57
42	147	MOTSCHMANN Johannes	GER	3 AUG 1994	18:47	0:58
43	21	BASEMANS Dries	BEL	12 FEB 1992	18:48	0:59
44	318	JUCKER Fabian	SUI	18 AUG 1992	18:49	1:00

INTERNET Service: www.european-athletics.org

Timing, Measurement & Data Service by  OMEGA

printed at SUN 11 DEC 2011 12:38


Page 1 of 3

Results
Junior Men

CORRECTED

Rank	Bib	Name	Nat	Date of Birth	Result	Time Behind
45	144	GRAU Bastian	GER	26 MAR 1992	18:49	1:00
46	178	TOBIN Seán	IRL	22 JUL 1994	18:51	1:02
47	191	ED DERRAZ Abdelmjid	ITA	30 MAY 1992	18:53	1:04
48	75	RONCO Angel	ESP	7 MAR 1993	18:53	1:04
49	276	STRELKOV Mikhail	RUS	25 JUL 1994	18:53	1:04
50	239	KOWALCZYK Bartosz	POL	12 JUL 1992	18:55	1:06
51	345	KOSTIV Bohdan	UKR	25 FEB 1992	18:55	1:06
52	99	BARRER Francois	FRA	8 JUN 1993	18:56	1:07
53	145	GRAU Martin	GER	26 MAR 1992	18:56	1:07
54	55	DAHL-JESSEN Mikkel	DEN	20 DEC 1994	18:57	1:08
55	215	DE VRIES Edwin	NED	11 DEC 1992	18:57	1:08
56	70	ARROYO Unai	ESP	31 AUG 1993	18:58	1:09
57	90	SIKALUOMA Martti	FIN	30 APR 1992	18:59	1:10
58	267	CIMPOIERU Claudiu	ROU	11 MAY 1993	18:59	1:10
59	336	YILDIRIMCI Sebahattin	TUR	25 JAN 1994	18:59	1:10
60	272	MOISEYEV Vitaliy	RUS	8 FEB 1992	19:00	1:11
61	214	DE MARE Jorijn	NED	28 JAN 1994	19:00	1:11
62	292	PUHAR Rok	SLO	14 SEP 1992	19:00	1:11
63	253	LOURENÇO Diogo	POR	23 JAN 1992	19:02	1:13
64	257	SILVA Ruben	POR	16 MAY 1993	19:04	1:15
65	226	BLUMMENFELT Kristian	NOR	14 FEB 1994	19:04	1:15
66	177	FINNEGAN Ruairi	IRL	14 JUL 1994	19:04	1:15
67	101	BOULEKOUANE Sofiane	FRA	29 FEB 1992	19:06	1:17
68	59	NIJHUIS Thijs	DEN	20 SEP 1992	19:07	1:18
69	231	VEDVIK Marius	NOR	18 MAR 1992	19:07	1:18
70	104	SALMERON Maxime	FRA	11 MAR 1993	19:08	1:19
71	150	STEININGER Moritz	GER	30 SEP 1993	19:09	1:20
72	217	KAMSTRA Brian	NED	5 JUN 1993	19:09	1:20
73	161	TÓTH Áron	HUN	29 JUL 1994	19:09	1:20
74	255	RODRIGUES Adrião	POR	16 OCT 1993	19:10	1:21
75	25	MOUKRIME Tarik	BEL	3 MAR 1992	19:11	1:22
76	158	MATKÓ Csaba	HUN	22 APR 1993	19:14	1:25
77	344	HORODYSKY Bohdan-Ivan	UKR	18 MAY 1994	19:15	1:26
78	243	ROGIEWICZ Andrzej	POL	1 MAR 1993	19:16	1:27
79	230	PEDERSEN Erik Udoe	NOR	9 APR 1994	19:17	1:28
80	88	NOOT Andi	EST	14 SEP 1993	19:17	1:28
81	76	RUIZ Victor	ESP	24 JUN 1993	19:18	1:29
82	176	DOONEY Kevin	IRL	7 JUL 1993	19:18	1:29
83	290	DOVC Jan	SLO	22 MAY 1993	19:19	1:30
84	289	CIMERMANCIC Davorin	SLO	9 JUL 1993	19:25	1:36
85	310	RADANOVIC Nenad	SRB	18 APR 1993	19:25	1:36
86	159	SZABÓ Sándor	HUN	14 OCT 1993	19:27	1:38
87	242	PRZEDWOJEWSKI Bartłomiej	POL	2 JAN 1993	19:28	1:39
88	316	ENGELHARDT Adriano	SUI	10 NOV 1992	19:30	1:41

INTERNET Service: www.european-athletics.org

Timing, Measurement & Data Service by  OMEGA

printed at SUN 11 DEC 2011 12:38

Page 2 of 3

Results
Junior Men

CORRECTED

Rank	Bib	Name	Nat	Date of Birth	Result	Time Behind
89	333	DIRLI Seref	TUR	1 JAN 1992	19:31	1:42
90	229	LOECTHING Sindre	NOR	11 JUL 1993	19:31	1:42
91	193	MASSIMI Stefano	ITA	20 SEP 1992	19:32	1:43
92	157	KILIÁN Dániel	HUN	6 JAN 1994	19:33	1:44
93	268	STAIUCU Alexandru	ROU	1992	19:35	1:46
94	309	PANTIC Bogdan	SRB	21 JUN 1994	19:36	1:47
95	265	BISCA Claudiu	ROU	6 MAY 1993	19:37	1:48
96	241	MATUSZCZAK Rafal	POL	13 JUL 1994	19:39	1:50
97	174	BRADY Liam	IRL	14 AUG 1992	19:40	1:51
98	311	STOLIC Bojan	SRB	10 JAN 1992	19:43	1:54
99	317	JÄGER Yannick	SUI	12 FEB 1993	19:47	1:58
100	306	KOJIC Nemanja	SRB	9 JUN 1994	19:48	1:59
101	227	BOE Joergen Frost	NOR	10 AUG 1994	19:51	2:02
102	294	SEMROV Jernej	SLO	12 AUG 1993	19:52	2:03
103	266	CALDAROU Cosmin Gabriel	ROU	6 JUL 1992	20:01	2:12
104	194	PETTENAZZO Marco	ITA	28 OCT 1992	20:02	2:13
105	334	KOMUR Nuri	TUR	11 JUL 1993	20:14	2:25
106	43	SRŠA Martin	CRO	28 MAR 1994	20:27	2:38
107	48	KAMINSKI Petr	CZE	28 JAN 1992	20:32	2:43
108	41	KUKEC Tomislav	CRO	17 NOV 1992	21:13	3:24
109	293	SAMIDE Jan	SLO	5 APR 1994	21:54	4:05
	160	SZALAI Benjámín	HUN	21 MAY 1992	DNF	
	42	MALIC Ivan	CRO	13 NOV 1995	DNF	
	252	BARATA Samuel	POR	19 JUL 1993	DNF	
	33	JUNUZOVIC Osman	BIH	1 SEP 1992	DNS	
	308	MITROVIC Milan	SRB	14 FEB 1993	DNS	

Intermediate times:	1500m	4:37	275	SAFIULIN Ilgizar (RUS)
	3000m	9:08	275	SAFIULIN Ilgizar (RUS)
	4500m	13:35	275	SAFIULIN Ilgizar (RUS)

Legend
DNF Did not Finish DNS Did not Start

INTERNET Service: www.european-athletics.org

Timing, Measurement & Data Service by  OMEGA

Detailed Results
Junior Men

CORRECTED

Rank	Bib	Name	Nat	Date of Birth	Result	Time Behind
		1500m	3000m	4500m		
1	275	SAFIULIN Ilgizar	RUS	9 DEC 1992	17:49	
		4:37 (1)	9:08 (1)	13:35 (1)		
		4:31	4:27			
2	123	GOODMAN Richard	GBR	4 APR 1993	17:51	0:02
		4:38 (11)	9:09 (7)	13:36 (4)		
		4:31	4:27			
3	273	NIKITIN Vladimir	RUS	5 AUG 1992	17:51	0:02
		4:37 (3)	9:08 (3)	13:36 (3)		
		4:31	4:28			
4	102	COLLENOT-SPIRET Romain	FRA	9 JAN 1992	17:53	0:04
		4:37 (4)	9:09 (8)	13:36 (6)		
		4:32	4:27			
5	22	HANNES Pieter-Jan	BEL	30 OCT 1992	17:58	0:09
		4:37 (5)	9:10 (11)	13:41 (10)		
		4:33	4:31			
6	254	PINTO Rui	POR	18 NOV 1992	18:01	0:12
		4:39 (21)	9:10 (9)	13:37 (7)		
		4:31	4:27			
7	274	RUSAKOV Andrey	RUS	21 JUL 1992	18:07	0:18
		4:37 (6)	9:08 (2)	13:35 (2)		
		4:31	4:27			
8	125	HAY Jonathan	GBR	12 FEB 1992	18:09	0:20
		4:37 (8)	9:09 (5)	13:36 (5)		
		4:32	4:27			
9	120	CLEMENTS Kieren	GBR	20 NOV 1993	18:10	0:21
		4:38 (16)	9:10 (12)	13:38 (8)		
		4:32	4:28			
10	348	ZHUKOV Yehor	UKR	26 FEB 1992	18:15	0:26
		4:43 (54)	9:18 (34)	13:50 (17)		
		4:35	4:32			
11	122	FLEMING Niall	GBR	27 JUL 1992	18:18	0:29
		4:38 (17)	9:11 (14)	13:46 (12)		
		4:33	4:35			
12	69	ARCE Daniel	ESP	22 APR 1992	18:20	0:31
		4:39 (25)	9:13 (20)	13:46 (11)		
		4:34	4:33			
13	60	TÆRSBØL Mads	DEN	27 MAR 1992	18:20	0:31
		4:43 (53)	9:18 (32)	13:52 (19)		
		4:35	4:34			
14	332	CAVUSLU Yunus Emre	TUR	14 JUL 1993	18:21	0:32
		4:38 (12)	9:10 (10)	13:48 (15)		
		4:32	4:38			
15	335	TAN Muhammet Emin	TUR	20 JUL 1992	18:21	0:32
		4:37 (7)	9:09 (6)	13:40 (9)		
		4:32	4:31			
16	347	VYKHOPEN Yuriy	UKR	8 MAY 1992	18:27	0:38
		4:43 (56)	9:18 (36)	13:57 (29)		
		4:35	4:39			

Detailed Results
Junior Men

CORRECTED

Rank	Bib	Name	Nat	Date of Birth	Result	Time Behind
		1500m	3000m	4500m		
17	127	SHAW Mark	GBR	26 JAN 1994	18:27	0:38
		4:38 (13)	9:11 (13)	13:47 (13)		
			4:33	4:36		
18	149	REHBERG Stig	GER	28 APR 1992	18:27	0:38
		4:40 (36)	9:16 (25)	13:53 (21)		
			4:36	4:37		
19	256	ROLIM Emanuel	POR	30 JAN 1993	18:27	0:38
20	192	GERRATANA Giuseppe	ITA	8 NOV 1992	18:29	0:40
		4:38 (15)	9:13 (17)	13:52 (20)		
			4:35	4:39		
21	100	BEDRANI Djilali	FRA	1 OCT 1993	18:29	0:40
		4:40 (32)	9:16 (26)	13:54 (26)		
			4:36	4:38		
22	148	PFEIFFER Hendrik	GER	18 MAR 1993	18:29	0:40
		4:42 (49)	9:17 (30)	13:54 (24)		
			4:35	4:37		
23	307	MAKEVIC Dušan	SRB	15 MAY 1992	18:30	0:41
		4:39 (20)	9:11 (15)	13:47 (14)		
			4:32	4:36		
24	175	BYRNE Jake	IRL	14 AUG 1992	18:32	0:43
		4:39 (23)	9:15 (23)	13:55 (27)		
			4:36	4:40		
25	124	GOODWIN Jack	GBR	7 JUN 1993	18:33	0:44
		4:39 (24)	9:15 (22)	13:53 (22)		
			4:36	4:38		
26	103	DETRE Julien	FRA	5 NOV 1993	18:34	0:45
		4:40 (35)	9:17 (29)	13:56 (28)		
			4:37	4:39		
27	218	VAN DER STEEN Maikel	NED	31 MAY 1992	18:34	0:45
		4:45 (67)	9:22 (44)	14:00 (34)		
			4:37	4:38		
28	228	EDMAN Ferdinand Kvan	NOR	12 FEB 1993	18:36	0:47
		4:40 (29)	9:17 (28)	14:00 (33)		
			4:37	4:43		
29	23	HUSTIN Valere	BEL	1993	18:38	0:49
		4:38 (18)	9:13 (19)	13:54 (23)		
			4:35	4:41		
30	40	BOŠNJAK Dino	CRO	21 JAN 1994	18:39	0:50
		4:42 (50)	9:18 (35)	13:58 (30)		
			4:36	4:40		
31	57	HARBOE Jeppe	DEN	23 FEB 1992	18:40	0:51
		4:41 (42)	9:20 (40)	14:05 (37)		
			4:39	4:45		
32	346	KUZMICHOV Oleksandr	UKR	25 JUL 1992	18:41	0:52
		4:44 (58)	9:22 (43)	14:05 (38)		
			4:38	4:43		

Detailed Results
Junior Men

CORRECTED

Rank	Bib	Name	Nat	Date of Birth	Result	Time Behind
		1500m	3000m	4500m		
97	174	BRADY Liam	IRL	14 AUG 1992	19:40	1:51
		4:50(102)	9:44(103) 4:54	14:45 (98) 5:01		
98	311	STOLIC Bojan	SRB	10 JAN 1992	19:43	1:54
		4:48 (94)	9:41 (99) 4:53	14:42 (96) 5:01		
99	317	JÄGER Yannick	SUI	12 FEB 1993	19:47	1:58
		4:41 (41)	9:26 (53) 4:45	14:32 (85) 5:06		
100	306	KOJIC Nemanja	SRB	9 JUN 1994	19:48	1:59
			9:56(106)			
101	227	BOE Joergen Frost	NOR	10 AUG 1994	19:51	2:02
		4:51(106)	9:49(105) 4:58	14:51(102) 5:02		
102	294	SEMROV Jernej	SLO	12 AUG 1993	19:52	2:03
		4:44 (62)	9:33 (75) 4:49	14:36 (93) 5:03		
103	266	CALDAROI Cosmin Gabriel	ROU	6 JUL 1992	20:01	2:12
		4:46 (73)	9:34 (81) 4:48	14:46(100) 5:12		
104	194	PETTENAZZO Marco	ITA	28 OCT 1992	20:02	2:13
		4:46 (79)	9:38 (97) 4:52	14:47(101) 5:09		
105	334	KOMUR Nuri	TUR	11 JUL 1993	20:14	2:25
		4:42 (52)	9:37 (95) 4:55	14:54(103) 5:17		
106	43	SRŠA Martin	CRO	28 MAR 1994	20:27	2:38
		4:54(108)	10:01(108) 5:07	15:19(104) 5:18		
107	48	KAMINSKI Petr	CZE	28 JAN 1992	20:32	2:43
		4:49(100)	9:56(107) 5:07	15:19(105) 5:23		
108	41	KUKEC Tomislav	CRO	17 NOV 1992	21:13	3:24
		4:55(109)	10:12(109) 5:17	15:42(106) 5:30		
109	293	SAMIDE Jan	SLO	5 APR 1994	21:54	4:05
		4:56(110)	10:34(110) 5:38	16:19(107) 5:45		
160		SZALAI Benjámín	HUN	21 MAY 1992	DNF	
		4:38 (14)	9:13 (18) 4:35			
42		MALIC Ivan	CRO	13 NOV 1995	DNF	
		4:46 (81)	9:35 (85) 4:49			
252		BARATA Samuel	POR	19 JUL 1993	DNF	
		4:44 (59)				

Team Results
Junior Men

Rank	Nation	Bib	Name	Time	Pos	Points
1	Great Britain & NI (GBR)					30
		123	GOODMAN Richard	17:51		2
		125	HAY Jonathan	18:09		8
		120	CLEMENTS Kieren	18:10		9
		122	FLEMING Niall	18:18		11
		127	SHAW Mark	18:27	17	
		124	GOODWIN Jack	18:33	25	
2	Russia (RUS)					60
		275	SAFIULIN Ilgizar	17:49		1
		273	NIKITIN Vladimir	17:51		3
		274	RUSAKOV Andrey	18:07		7
		276	STRELKOV Mikhail	18:53		49
		272	MOISEYEV Vitaliy	19:00	60	
3	France (FRA)					103
		102	COLLENOT-SPIRET Romain	17:53		4
		100	BEDRANI Djilali	18:29		21
		103	DETRE Julien	18:34		26
		99	BARRER Francois	18:56		52
		101	BOULEKOUANE Sofiane	19:06	67	
		104	SALMERON Maxime	19:08	70	
4	Ukraine (UKR)					109
		348	ZHUKOV Yehor	18:15		10
		347	VYKHOPEN Yuriy	18:27		16
		346	KUZMICHOV Oleksandr	18:41		32
		345	KOSTIV Bohdan	18:55		51
		344	HORODYSKYI Bohdan-Ivan	19:15	77	
5	Belgium (BEL)					118
		22	HANNES Pieter-Jan	17:58		5
		23	HUSTIN Valere	18:38		29
		24	LEJEUNE Emmanuel	18:46		41
		21	BASEMANS Dries	18:48		43
		25	MOUKRIME Tarik	19:11	75	
6	Denmark (DEN)					120
		60	TÆRSBØL Mads	18:20		13
		57	HARBOE Jeppe	18:40		31
		58	MARKUSSEN Jacob Østergaard	18:42		37
		56	GLANS Peter	18:43		39
		55	DAHL-JESSEN Mikkel	18:57	54	
		59	NIJHUIS Thijs	19:07	68	
7	Germany (GER)					127
		149	REHBERG Stig	18:27		18
		148	PFEIFFER Hendrik	18:29		22
		147	MOTSCHMANN Johannes	18:47		42
		144	GRAU Bastian	18:49		45
		145	GRAU Martin	18:56	53	
		150	STEININGER Moritz	19:09	71	
8	Spain (ESP)					134
		69	ARCE Daniel	18:20		12
		71	CARRO Fernando	18:42		34
		73	PUYUELO Víctor	18:45		40
		75	RONCO Angel	18:53		48
		70	ARROYO Unai	18:58	56	
		76	RUIZ Victor	19:18	81	

Team Results
Junior Men

Rank	Nation	Bib	Name	Time	Pos	Points
9	Portugal (POR)					152
		254	PINTO Rui	18:01		6
		256	ROLIM Emanuel	18:27		19
		253	LOURENÇO Diogo	19:02		63
		257	SILVA Ruben	19:04		64
		255	RODRIGUES Adrião	19:10	74	
		252	BARATA Samuel	DNF		
10	Turkey (TUR)					177
		332	CAVUSLU Yunus Emre	18:21		14
		335	TAN Muhammet Emin	18:21		15
		336	YILDIRIMCI Sebahattin	18:59		59
		333	DIRLI Seref	19:31		89
		334	KOMUR Nuri	20:14	105	
11	Netherlands (NED)					179
		218	VAN DER STEEN Maikel	18:34		27
		216	DILLING Hans	18:42		36
		215	DE VRIES Edwin	18:57		55
		214	DE MARE Jorijn	19:00		61
		217	KAMSTRA Brian	19:09	72	
12	Ireland (IRL)					218
		175	BYRNE Jake	18:32		24
		178	TOBIN Seán	18:51		46
		177	FINNEGAN Ruairi	19:04		66
		176	DOONEY Kevin	19:18		82
		174	BRADY Liam	19:40	97	
13	Norway (NOR)					241
		228	EDMAN Ferdinand Kvan	18:36		28
		226	BLUMMENFELT Kristian	19:04		65
		231	VEDVIK Marius	19:07		69
		230	PEDERSEN Erik Udoe	19:17		79
		229	LOECTHING Sindre	19:31	90	
		227	BOE Joergen Frost	19:51	101	
14	Poland (POL)					250
		240	MAIK Mateusz	18:42		35
		239	KOWALCZYK Bartosz	18:55		50
		243	ROGIEWICZ Andrzej	19:16		78
		242	PRZEDWOJEWSKI Bartlomiej	19:28		87
		241	MATUSZCZAK Rafal	19:39	96	
15	Italy (ITA)					262
		192	GERRATANA Giuseppe	18:29		20
		191	ED DERRAZ Abdelmjid	18:53		47
		193	MASSIMI Stefano	19:32		91
		194	PETTENAZZO Marco	20:02		104
16	Slovenia (SLO)					267
		291	JEREB Urban	18:42		38
		292	PUHAR Rok	19:00		62
		290	DOVC Jan	19:19		83
		289	CIMERMANCIC Davorin	19:25		84
		294	SEMROV Jernej	19:52	102	
		293	SAMIDE Jan	21:54	109	

Team Results
Junior Men

Rank	Nation	Bib	Name	Time	Pos	Points
17	Serbia (SRB)					300
		307	MAKEVIC Dušan	18:30		23
		310	RADANOVIC Nenad	19:25		85
		309	PANTIC Bogdan	19:36		94
		311	STOLIC Bojan	19:43		98
		306	KOJIC Nemanja	19:48	100	
		308	MITROVIC Milan	DNF		
18	Hungary (HUN)					327
		161	TÓTH Áron	19:09		73
		158	MATKÓ Csaba	19:14		76
		159	SZABÓ Sándor	19:27		86
		157	KILIÁN Dániel	19:33		92
		160	SZALAI Benjámín	DNF		
19	Romania (ROU)					349
		267	CIMPOIERU Claudiu	18:59		58
		268	STAIU Alexandru	19:35		93
		265	BISCA Claudiu	19:37		95
		266	CALDAROI Cosmin Gabriel	20:01		103

Results
Under 23 Women

Rank	Bib	Name	Nat	Date of Birth	Result	Time Behind
1	501	PALLANT Emma	GBR	4 JUN 1989	19:57	
2	505	TASCHIMOWITZ Naomi	GBR	19 OCT 1989	20:02	0:05
3	522	HARRER Corinna	GER	19 JAN 1991	20:03	0:06
4	506	TWELL Stephanie	GBR	17 AUG 1989	20:03	0:06
5	520	HAHNER Anna	GER	20 NOV 1989	20:05	0:08
6	638	POHORYELSKA Viktoriya	UKR	4 AUG 1990	20:08	0:11
7	507	WALKER Hannah	GBR	9 AUG 1991	20:12	0:15
8	478	CALVIN Clémence	FRA	17 MAY 1990	20:16	0:19
9	586	ROCHA Carla Salomé	POR	25 APR 1990	20:20	0:23
10	407	WENTH Jennifer	AUT	24 JUL 1991	20:26	0:29
11	455	SUUR Laura	EST	20 APR 1990	20:28	0:31
12	521	HAHNER Lisa	GER	20 NOV 1989	20:31	0:34
13	500	HOWARTH Lauren	GBR	21 APR 1990	20:34	0:37
14	462	ERIKSSON Sandra	FIN	4 JUN 1989	20:42	0:45
15	585	RIBEIRO Catarina	POR	31 MAY 1990	20:43	0:46
16	635	MINGIR Gülcan	TUR	21 MAY 1989	20:46	0:49
17	631	BUYUKBEZGIN Burcu	TUR	15 SEP 1991	20:46	0:49
18	539	TREACY Sara	IRL	22 JUN 1989	20:53	0:56
19	582	CUNHA Daniela	POR	30 APR 1990	20:54	0:57
20	502	PARTRIDGE Lily	GBR	9 MAR 1991	20:58	1:01
21	523	SOETHOUT Jana	GER	28 DEC 1989	21:00	1:03
22	449	MOSQUERA Sandra	ESP	27 JUN 1990	21:00	1:03
23	425	MATOŠEVIC Matea	CRO	14 MAR 1989	21:00	1:03
24	427	SEKANOVA Lucie	CZE	5 AUG 1989	21:03	1:06
25	450	PEREIRA Solange Andreia	ESP	12 DEC 1989	21:04	1:07
26	480	CORRADI Mylene	FRA	24 AUG 1989	21:10	1:13
27	452	TOBAL Estefanía	ESP	9 MAY 1991	21:12	1:15
28	451	ROBLES Carolina	ESP	4 DEC 1991	21:21	1:24
29	445	GUTIÉRREZ Ana Isabel	ESP	16 NOV 1989	21:28	1:31
30	622	SCHLUMPF Fabienne	SUI	17 NOV 1990	21:31	1:34
31	634	KARABULUT Elif	TUR	8 AUG 1991	21:32	1:35
32	482	LONJOU Anne	FRA	22 SEP 1989	21:36	1:39
33	477	BEUVIERE Sandra	FRA	19 JAN 1990	21:49	1:52
34	584	LIMA Sónia Catarina	POR	10 MAY 1990	22:10	2:13
35	583	FERREIRA Barbara	POR	9 DEC 1991	22:10	2:13
36	406	EBERHART Tanja	AUT	11 DEC 1989	22:19	2:22
37	633	GULLU Esra	TUR	25 DEC 1989	22:25	2:28
38	538	BRITTON Una	IRL	14 APR 1990	22:35	2:38
39	481	JULIEN Emilie	FRA	11 JUN 1991	22:41	2:44
40	550	MIDRIJANE Anete	LAT	8 SEP 1989	22:53	2:56
41	612	BERCIC Tina	SLO	28 FEB 1991	23:29	3:32
42	417	GAVRANOVIC Vladana	BIH	13 AUG 1989	24:40	4:43
	479	CASSAN FERRIER Alexandra	FRA	9 JUL 1989	DNF	

Results
Under 23 Women

Intermediate times:	1500m	5:08	586	ROCHA Carla Salomé (POR)
	3000m	10:10	631	BUYUKBEZGIN Burcu (TUR)
	4500m	15:07	506	TWELL Stephanie (GBR)

Legend
DNF Did not Finish

INTERNET Service: www.european-athletics.org

Timing, Measurement & Data Service by  OMEGA

printed at SUN 11 DEC 2011 12:35

Page 2 of 2

Detailed Results Under 23 Women

Rank	Bib	Name	Nat	Date of Birth	Result	Time Behind
		1500m	3000m	4500m		
17	631	BUYUKBEZGIN Burcu	TUR	15 SEP 1991	20:46	0:49
		5:10 (3)	10:10 (1)	15:28 (15)		
			5:00	5:18		
18	539	TREACY Sara	IRL	22 JUN 1989	20:53	0:56
		5:12 (14)	10:12 (12)	15:32 (16)		
			5:00	5:20		
19	582	CUNHA Daniela	POR	30 APR 1990	20:54	0:57
		5:13 (19)	10:29 (24)	15:42 (22)		
			5:16	5:13		
20	502	PARTRIDGE Lily	GBR	9 MAR 1991	20:58	1:01
		5:15 (23)	10:25 (21)	15:40 (19)		
			5:10	5:15		
21	523	SOETHOUT Jana	GER	28 DEC 1989	21:00	1:03
		5:17 (29)	10:27 (23)	15:42 (21)		
			5:10	5:15		
22	449	MOSQUERA Sandra	ESP	27 JUN 1990	21:00	1:03
				15:42 (23)		
23	425	MATOŠEVIĆ Matea	CRO	14 MAR 1989	21:00	1:03
		5:15 (24)	10:24 (20)	15:41 (20)		
			5:09	5:17		
24	427	SEKANOVÁ Lucie	CZE	5 AUG 1989	21:03	1:06
		5:21 (33)	10:34 (29)	15:51 (26)		
			5:13	5:17		
25	450	PEREIRA Solange Andreia	ESP	12 DEC 1989	21:04	1:07
		5:14 (21)	10:24 (19)	15:46 (24)		
			5:10	5:22		
26	480	CORRADI Mylene	FRA	24 AUG 1989	21:10	1:13
		5:14 (22)	10:26 (22)	15:47 (25)		
			5:12	5:21		
27	452	TOBAL Estefanía	ESP	9 MAY 1991	21:12	1:15
		5:16 (27)	10:31 (25)	15:52 (27)		
			5:15	5:21		
28	451	ROBLES Carolina	ESP	4 DEC 1991	21:21	1:24
		5:16 (26)	10:31 (26)	15:53 (28)		
			5:15	5:22		
29	445	GUTIÉRREZ Ana Isabel	ESP	16 NOV 1989	21:28	1:31
		5:16 (25)	10:35 (30)	16:04 (31)		
			5:19	5:29		
30	622	SCHLUMPF Fabienne	SUI	17 NOV 1990	21:31	1:34
		5:24 (35)	10:45 (31)	16:12 (32)		
			5:21	5:27		
31	634	KARABULUT Elif	TUR	8 AUG 1991	21:32	1:35
		5:13 (17)	10:31 (27)	16:01 (29)		
			5:18	5:30		
32	482	LONJOU Anne	FRA	22 SEP 1989	21:36	1:39
		5:17 (28)	10:33 (28)	16:04 (30)		
			5:16	5:31		

Detailed Results Under 23 Women

Rank	Bib	Name	Nat	Date of Birth	Result	Time Behind
		1500m				
		3000m				
		4500m				
33	477	BEUVIERE Sandra	FRA	19 JAN 1990	21:49	1:52
		5:22 (34)		10:47 (32)		16:18 (33)
		5:25		5:31		
34	584	LIMA Sónia Catarina	POR	10 MAY 1990	22:10	2:13
		5:18 (30)		10:47 (33)		16:30 (35)
		5:29		5:43		
35	583	FERREIRA Barbara	POR	9 DEC 1991	22:10	2:13
		5:19 (31)		10:50 (34)		16:28 (34)
		5:31		5:38		
36	406	EBERHART Tanja	AUT	11 DEC 1989	22:19	2:22
		5:30 (37)		11:04 (36)		16:42 (37)
		5:34		5:38		
37	633	GULLU Esra	TUR	25 DEC 1989	22:25	2:28
		5:21 (32)		10:52 (35)		16:36 (36)
		5:31		5:44		
38	538	BRITTON Una	IRL	14 APR 1990	22:35	2:38
		5:30 (36)		11:08 (37)		16:53 (38)
		5:38		5:45		
39	481	JULIEN Emilie	FRA	11 JUN 1991	22:41	2:44
		5:34 (40)		11:15 (39)		16:59 (39)
		5:41		5:44		
40	550	MIDRIJANE Anete	LAT	8 SEP 1989	22:53	2:56
		5:32 (38)		11:13 (38)		17:00 (40)
		5:41		5:47		
41	612	BERCIC Tina	SLO	28 FEB 1991	23:29	3:32
		5:33 (39)		11:22 (40)		17:27 (41)
		5:49		6:05		
42	417	GAVRANOVIC Vladana	BIH	13 AUG 1989	24:40	4:43
		5:49 (41)		11:55 (41)		18:19 (42)
		6:06		6:24		
	479	CASSAN FERRIER Alexandra	FRA	9 JUL 1989	DNF	
		5:57 (42)				

Legend
DNF Did not Finish

INTERNET Service: www.european-athletics.org

Timing, Measurement & Data Service by  OMEGA

printed at SUN 11 DEC 2011 12:35

Page 3 of 3

Team Results
Under 23 Women

Rank	Nation	Bib	Name	Time	Pos	Points
1	Great Britain & NI (GBR)					14
		501	PALLANT Emma	19:57		1
		505	TASCHIMOWITZ Naomi	20:02		2
		506	TWELL Stephanie	20:03		4
		507	WALKER Hannah	20:12		7
		500	HOWARTH Lauren	20:34	13	
		502	PARTRIDGE Lily	20:58	20	
2	Germany (GER)					41
		522	HARRER Corinna	20:03		3
		520	HAHNER Anna	20:05		5
		521	HAHNER Lisa	20:31		12
		523	SOETHOUT Jana	21:00		21
3	Portugal (POR)					77
		586	ROCHA Carla Salomé	20:20		9
		585	RIBEIRO Catarina	20:43		15
		582	CUNHA Daniela	20:54		19
		584	LIMA Sónia Catarina	22:10		34
		583	FERREIRA Barbara	22:10	35	
4	France (FRA)					99
		478	CALVIN Clémence	20:16		8
		480	CORRADI Mylene	21:10		26
		482	LONJOU Anne	21:36		32
		477	BEUVIERE Sandra	21:49		33
		481	JULIEN Emilie	22:41	39	
		479	CASSAN FERRIER Alexandra	DNF		
5	Turkey (TUR)					101
		635	MINGIR Gülcan	20:46		16
		631	BUYUKBEZGIN Burcu	20:46		17
		634	KARABULUT Elif	21:32		31
		633	GULLU Esra	22:25		37
6	Spain (ESP)					102
		449	MOSQUERA Sandra	21:00		22
		450	PEREIRA Solange Andreia	21:04		25
		452	TOBAL Estefanía	21:12		27
		451	ROBLES Carolina	21:21		28
		445	GUTIÉRREZ Ana Isabel	21:28	29	

Results
Under 23 Men

Rank	Bib	Name	Nat	Date of Birth	Result	Time Behind
1	106	CARVALHO Florian	FRA	9 MAR 1989	23:44	
2	135	WILKINSON James	GBR	13 JUL 1990	23:47	0:03
3	237	MOEN Sondre Nordstad	NOR	12 JAN 1991	23:48	0:04
4	153	RINGER Richard	GER	27 FEB 1989	23:48	0:04
5	35	PLATONAU Siarhei	BLR	12 DEC 1990	23:51	0:07
6	219	NAGEEYE Abdi	NED	2 MAR 1989	23:54	0:10
7	107	DENISSEL Simon	FRA	22 MAY 1990	23:56	0:12
8	130	GOOSE Mitch	GBR	16 MAR 1989	23:57	0:13
9	232	BURAAS Sindre	NOR	8 MAY 1989	24:02	0:18
10	341	ULUS Cihat	TUR	1 FEB 1990	24:03	0:19
11	197	NASTI Patrick	ITA	30 AUG 1989	24:04	0:20
12	220	VAN DER WIELEN Jesper	NED	2 AUG 1991	24:04	0:20
13	323	ÅHWALL Andreas	SWE	19 OCT 1989	24:04	0:20
14	30	NAERT Koen	BEL	3 SEP 1989	24:05	0:21
15	235	INGEBRIGTSEN Henrik	NOR	24 FEB 1991	24:05	0:21
16	352	STREBKOV Ivan	UKR	28 SEP 1991	24:05	0:21
17	82	MATEO Daniel	ESP	31 AUG 1989	24:06	0:22
18	351	SIRUK Dmytro	UKR	12 APR 1991	24:07	0:23
19	281	SHALAMOV Vyacheslav	RUS	8 JUL 1989	24:09	0:25
20	29	LUNDERS Mats	BEL	5 JUL 1991	24:09	0:25
21	77	ALAIZ Roberto	ESP	20 JUL 1990	24:11	0:27
22	152	ORTH Florian	GER	24 JUL 1989	24:12	0:28
23	277	AKHMADIYEV Rinas	RUS	6 MAR 1989	24:13	0:29
24	320	RYFFEL Christoph	SUI	21 OCT 1989	24:16	0:32
25	80	FERNÁNDEZ Aitor	ESP	13 AUG 1991	24:17	0:33
26	133	HAWKINS Derek	GBR	29 APR 1989	24:18	0:34
27	325	EKVALL Mikael	SWE	18 JUN 1989	24:18	0:34
28	280	POZDYAYKIN Roman	RUS	22 DEC 1989	24:19	0:35
29	61	ULAD Adbi Hakin	DEN	14 JUN 1991	24:20	0:36
30	221	VERWER Niels	NED	10 JUL 1989	24:20	0:36
31	27	GARAIN Stijn	BEL	12 JAN 1989	24:21	0:37
32	233	FLØYSTAD Hans Kristian	NOR	3 APR 1989	24:23	0:39
33	182	MULHARE Michael	IRL	19 FEB 1989	24:24	0:40
34	81	MARTOS Sebastián	ESP	20 JUN 1989	24:24	0:40
35	16	VOJTA Andreas	AUT	9 JUN 1989	24:25	0:41
36	338	PAK Hasan	TUR	2 OCT 1989	24:25	0:41
37	278	KUZMIN Andrey	RUS	16 JAN 1991	24:26	0:42
38	83	MERZOUGHFI Abdelaziz	ESP	30 AUG 1991	24:31	0:47
39	337	GÜNEN Vedat	TUR	15 AUG 1989	24:32	0:48
40	128	BERNTSEN Phillip	GBR	18 JAN 1990	24:32	0:48
41	129	GILLESPIE Matthew	GBR	4 NOV 1990	24:32	0:48
42	108	GAREL Matthieu	FRA	5 MAR 1990	24:33	0:49
43	329	LYSELL Jerker	SWE	27 APR 1989	24:35	0:51
44	105	CANTERO Bryan	FRA	28 APR 1991	24:35	0:51

Results
Under 23 Men

Rank	Bib	Name	Nat	Date of Birth	Result	Time Behind
45	131	GRAHAM Matthew	GBR	2 FEB 1991	24:35	0:51
46	154	SCHRAMM Michael	GER	28 SEP 1990	24:36	0:52
47	279	PETROV Sergey	RUS	5 JUN 1990	24:39	0:55
48	234	GRØNNEVIG Ørjan	NOR	14 FEB 1991	24:40	0:56
49	353	ZHULINSKYI Oleksandr	UKR	27 OCT 1989	24:42	0:58
50	110	LONJOU Matthieu	FRA	5 JUL 1991	24:43	0:59
51	269	SOARE Nicolae Alexandru	ROU	25 AUG 1991	24:46	1:02
52	262	SANTA CRUZ Jorge	POR	20 JUL 1989	24:51	1:07
53	78	ALONSO Carlos	ESP	15 SEP 1989	24:51	1:07
54	196	FONTANA Michele	ITA	13 JUN 1991	24:57	1:13
55	236	MALDE Lars Erik	NOR	28 JAN 1990	24:58	1:14
56	206	VIŠKERS Janis	LAT	30 MAR 1989	24:58	1:14
57	181	JENNINGS Emmet	IRL	28 AUG 1991	25:01	1:17
58	350	POROZOV Ihor	UKR	22 MAR 1991	25:02	1:18
59	151	GÖHLER Timo	GER	6 FEB 1990	25:04	1:20
60	261	MENDES Luís	POR	10 JUN 1990	25:06	1:22
61	324	DANIELSON Anton	SWE	14 MAR 1990	25:08	1:24
62	319	LEHMANN Adrian	SUI	6 DEC 1989	25:09	1:25
63	28	LEYSEN Erwin	BEL	15 NOV 1991	25:09	1:25
64	263	VIEIRA Pedro	POR	22 FEB 1989	25:11	1:27
65	199	SCOLERI Andrea	ITA	30 JUL 1990	25:11	1:27
66	26	CAELEN Florent	BEL	1 MAR 1989	25:14	1:30
67	260	GREGÓRIO Daniel	POR	7 SEP 1989	25:15	1:31
68	164	DANI Áron	HUN	27 JAN 1991	25:16	1:32
69	297	KREVS Mitja	SLO	26 JUL 1989	25:18	1:34
70	259	FIGUEIREDO Ricardo	POR	1 JUL 1989	25:22	1:38
71	166	SZABÓ Sándor	HUN	6 JUN 1991	25:24	1:40
72	200	STERNI Riccardo	ITA	6 JUL 1989	25:26	1:42
73	155	SCHRÖDER-GROENEVELD Leif	GER	7 APR 1989	25:29	1:45
74	349	KAZBAN Artem	UKR	23 MAR 1990	25:29	1:45
75	298	OBLAK Peter	SLO	6 DEC 1989	25:30	1:46
76	183	TREMBLE Liam	IRL	8 FEB 1991	25:33	1:49
77	327	KALERED Olle	SWE	3 MAR 1990	25:35	1:51
78	49	BAJZA Jakub	CZE	14 SEP 1990	25:37	1:53
79	162	CSERE Gáspár	HUN	6 JUN 1991	25:43	1:59
80	340	TASDEMIR Aykut	TUR	22 NOV 1991	25:50	2:06
81	165	KÁLLAY Dániel	HUN	16 APR 1990	25:50	2:06
82	312	HASANOVIC Muamer	SRB	13 OCT 1990	25:50	2:06
83	258	DANIEL Hugo	POR	25 JUL 1990	25:55	2:11
84	179	FITZMAURICE David	IRL	7 MAR 1990	25:57	2:13
85	300	ZEVNIK Vid	SLO	12 MAR 1991	25:59	2:15
86	339	PAK Hüseyin	TUR	15 OCT 1991	26:04	2:20
87	180	FLYNN David	IRL	7 NOV 1989	26:11	2:27
88	45	GRDENIC Goran	CRO	9 FEB 1990	26:18	2:34

Results
Under 23 Men

Rank	Bib	Name	Nat	Date of Birth	Result	Time Behind
89	163	CZINDRITY Attila	HUN	15 JUN 1990	26:21	2:37
90	244	OSLIZLO Lukasz	POL	14 MAY 1989	26:32	2:48
91	299	POTOCNIK Rok	SLO	22 JUN 1991	26:42	2:58
92	44	ERENT Bruno	CRO	30 DEC 1990	26:45	3:01
93	313	LJAJIC Jasmin	SRB	30 SEP 1991	26:52	3:08
94	295	BREGAR Gasper	SLO	20 SEP 1990	26:57	3:13
95	204	HALIMOSKINS Jaroslavs	LAT	11 FEB 1990	27:43	3:59
96	205	PASTARS Janis	LAT	29 OCT 1990	27:57	4:13
97	209	STOJANOVSKI Aleksandar	MKD	12 SEP 1991	28:05	4:21
	109	HADJAM Abdelatif	FRA	8 AUG 1990	DNF	
	326	JOHANSSON Erik	SWE	6 MAR 1989	DNS	

Intermediate times:	500m	1:39	281	SHALAMOV Vyacheslav (RUS)
	2000m	6:09	280	POZDYAYKIN Roman (RUS)
	3500m	10:41	281	SHALAMOV Vyacheslav (RUS)
	5000m	15:09	280	POZDYAYKIN Roman (RUS)
	6500m	19:33	135	WILKINSON James (GBR)

Legend
DNF Did not Finish DNS Did not Start

INTERNET Service: www.european-athletics.org

Timing, Measurement & Data Service by  OMEGA

printed at SUN 11 DEC 2011 13:27

Page 3 of 3

Detailed Results Under 23 Men

Rank	Bib	Name	Nat	Date of Birth	Result	Time Behind					
							500m	2000m	3500m	5000m	6500m
1	106	CARVALHO Florian	FRA	9 MAR 1989	23:44						
						1:39 (10)	6:09 (5) 4:30	10:41 (9) 4:32	15:10 (2) 4:29	19:34 (2) 4:24	
2	135	WILKINSON James	GBR	13 JUL 1990	23:47	0:03					
						1:42 (68)	6:10 (14) 4:28	10:41 (8) 4:31	15:10 (5) 4:29	19:33 (1) 4:23	
3	237	MOEN Sondre Nordstad	NOR	12 JAN 1991	23:48	0:04					
						1:42 (62)	6:12 (39) 4:30	10:43 (20) 4:31	15:10 (6) 4:27	19:35 (6) 4:25	
4	153	RINGER Richard	GER	27 FEB 1989	23:48	0:04					
							6:09 (7) 4:32	10:41 (6) 4:32	15:10 (8) 4:29	19:35 (7) 4:25	
5	35	PLATONAU Sjarhei	BLR	12 DEC 1990	23:51	0:07					
						1:39 (13)	6:10 (12) 4:31	10:41 (7) 4:31	15:11 (12) 4:30	19:34 (3) 4:23	
6	219	NAGEEYE Abdi	NED	2 MAR 1989	23:54	0:10					
						1:40 (25)	6:12 (34) 4:32	10:43 (24) 4:31	15:11 (13) 4:28	19:34 (5) 4:23	
7	107	DENISSEL Simon	FRA	22 MAY 1990	23:56	0:12					
									15:11 (18) 4:24	19:35 (7) 4:24	
8	130	GOOSE Mitch	GBR	16 MAR 1989	23:57	0:13					
						1:40 (27)	6:10 (18) 4:30	10:42 (10) 4:32	15:10 (3) 4:28	19:34 (4) 4:24	
9	232	BURAAS Sindre	NOR	8 MAY 1989	24:02	0:18					
						1:42 (67)	6:13 (41) 4:31	10:42 (18) 4:29	15:10 (4) 4:28	19:36 (9) 4:26	
10	341	ULUS Cihat	TUR	1 FEB 1990	24:03	0:19					
						1:39 (8)	6:09 (8) 4:30	10:41 (3) 4:32	15:11 (10) 4:30	19:38 (12) 4:27	
11	197	NASTI Patrick	ITA	30 AUG 1989	24:04	0:20					
						1:39 (4)	6:09 (9) 4:30	10:42 (13) 4:33	15:10 (9) 4:28	19:38 (11) 4:28	
12	220	VAN DER WIELEN Jesper	NED	2 AUG 1991	24:04	0:20					
						1:39 (15)	6:12 (31) 4:33	10:43 (27) 4:31	15:11 (15) 4:28	19:39 (13) 4:28	
13	323	ÅHWALL Andreas	SWE	19 OCT 1989	24:04	0:20					
						1:40 (33)	6:10 (17) 4:30	10:44 (28) 4:34	15:16 (34) 4:32	19:46 (27) 4:30	
14	30	NAERT Koen	BEL	3 SEP 1989	24:05	0:21					
						1:39 (20)	6:10 (16) 4:31	10:43 (21) 4:33	15:11 (17) 4:28	19:41 (14) 4:30	
15	235	INGEBRIGTSEN Henrik	NOR	24 FEB 1991	24:05	0:21					
						1:42 (60)	6:15 (62) 4:33	10:46 (47) 4:31	15:19 (43) 4:33	19:47 (30) 4:28	
16	352	STREBKOV Ivan	UKR	28 SEP 1991	24:05	0:21					
						1:44 (88)	6:19 (78) 4:35	10:51 (56) 4:32	15:20 (46) 4:29	19:48 (31) 4:28	

Detailed Results
Under 23 Men

Rank	Bib	Name	Nat	Date of Birth	Result					Time Behind			
					500m	2000m	3500m	5000m	6500m				
17	82	MATEO Daniel	ESP	31 AUG 1989							24:06	0:22	
					1:43 (86)	6:13 (47)	10:44 (32)	15:15 (28)	19:36 (10)				
						4:30	4:31	4:31	4:21				
18	351	SIRUK Dmytro	UKR	12 APR 1991							24:07	0:23	
					1:43 (78)	6:14 (49)	10:45 (35)	15:16 (32)	19:43 (21)				
						4:31	4:31	4:31	4:27				
19	281	SHALAMOV Vyacheslav	RUS	8 JUL 1989							24:09	0:25	
					1:39 (1)	6:09 (2)	10:41 (1)	15:11 (14)	19:42 (17)				
						4:30	4:32	4:30	4:31				
20	29	LUNDERS Mats	BEL	5 JUL 1991							24:09	0:25	
					1:39 (17)	6:12 (40)	10:45 (37)	15:14 (25)	19:43 (20)				
						4:33	4:33	4:29	4:29				
21	77	ALAIZ Roberto	ESP	20 JUL 1990							24:11	0:27	
					1:40 (32)	6:12 (33)	10:43 (26)	15:14 (23)	19:42 (19)				
						4:32	4:31	4:31	4:28				
22	152	ORTH Florian	GER	24 JUL 1989							24:12	0:28	
					1:39 (12)	6:10 (10)	10:42 (14)	15:11 (16)	19:42 (18)				
						4:31	4:32	4:29	4:31				
23	277	AKHMADIYEV Rinas	RUS	6 MAR 1989							24:13	0:29	
					1:40 (38)	6:13 (46)	10:45 (39)	15:13 (22)	19:43 (22)				
						4:33	4:32	4:28	4:30				
24	320	RYFFEL Christoph	SUI	21 OCT 1989							24:16	0:32	
					1:39 (18)	6:10 (15)	10:42 (17)	15:13 (21)	19:41 (15)				
						4:31	4:32	4:31	4:28				
25	80	FERNÁNDEZ Aitor	ESP	13 AUG 1991							24:17	0:33	
					1:42 (64)	6:13 (42)	10:45 (36)	15:18 (41)	19:51 (38)				
						4:31	4:32	4:33	4:33				
26	133	HAWKINS Derek	GBR	29 APR 1989							24:18	0:34	
					1:40 (34)	6:12 (29)	10:42 (19)	15:12 (19)	19:45 (24)				
						4:32	4:30	4:30	4:33				
27	325	EKVALL Mikael	SWE	18 JUN 1989							24:18	0:34	
					1:43 (80)	6:15 (58)	10:45 (38)	15:15 (30)	19:46 (28)				
						4:32	4:30	4:30	4:31				
28	280	POZDYAYKIN Roman	RUS	22 DEC 1989							24:19	0:35	
					1:39 (2)	6:09 (1)	10:41 (4)	15:09 (1)	19:42 (16)				
						4:30	4:32	4:28	4:33				
29	61	ULAD Adbi Hakin	DEN	14 JUN 1991							24:20	0:36	
					1:42 (58)	6:12 (37)	10:44 (31)	15:18 (38)	19:50 (34)				
						4:30	4:32	4:34	4:32				
30	221	VERWER Niels	NED	10 JUL 1989							24:20	0:36	
					1:42 (63)	6:15 (59)	10:45 (41)	15:17 (35)	19:50 (33)				
						4:33	4:30	4:32	4:33				
31	27	GARAIN Stijn	BEL	12 JAN 1989							24:21	0:37	
					1:40 (26)	6:11 (23)	10:43 (22)	15:14 (26)	19:47 (29)				
						4:31	4:32	4:31	4:33				
32	233	FLØYSTAD Hans Kristian	NOR	3 APR 1989							24:23	0:39	
					1:43 (84)	6:19 (72)	10:48 (52)	15:19 (44)	19:50 (36)				
						4:36	4:29	4:31	4:31				

Detailed Results Under 23 Men

Rank	Bib	Name	Nat	Date of Birth	Result	Time Behind										
							500m	2000m	3500m	5000m	6500m					
33	182	MULHARE Michael	IRL	19 FEB 1989	24:24	0:40										
							1:39 (7)	6:10 (13)	10:43 (23)	15:14 (24)	19:46 (26)					
								4:31	4:33	4:31	4:32					
34	81	MARTOS Sebastián	ESP	20 JUN 1989	24:24	0:40										
							1:43 (83)	6:10 (20)	10:46 (42)	15:18 (40)	19:49 (32)					
								4:27	4:36	4:32	4:31					
35	16	VOJTA Andreas	AUT	9 JUN 1989	24:25	0:41										
							1:39 (16)	6:10 (11)	10:42 (15)	15:15 (29)	19:52 (39)					
								4:31	4:32	4:33	4:37					
36	338	PAK Hasan	TUR	2 OCT 1989	24:25	0:41										
							1:39 (13)	6:09 (6)	10:41 (5)	15:10 (7)	19:44 (23)					
								4:30	4:32	4:29	4:34					
37	278	KUZMIN Andrey	RUS	16 JAN 1991	24:26	0:42										
							1:39 (19)	6:09 (4)	10:42 (11)	15:14 (27)	19:50 (35)					
								4:30	4:33	4:32	4:36					
38	83	MERZOUGHI Abdelaziz	ESP	30 AUG 1991	24:31	0:47										
							1:40 (30)	6:11 (22)	10:42 (16)	15:15 (31)	19:50 (37)					
								4:31	4:31	4:33	4:35					
39	337	GÜNEN Vedat	TUR	15 AUG 1989	24:32	0:48										
							1:40 (23)	6:09 (3)	10:41 (2)	15:11 (11)	19:45 (25)					
								4:29	4:32	4:30	4:34					
40	128	BERNTSEN Phillip	GBR	18 JAN 1990	24:32	0:48										
							1:40 (41)	6:11 (25)	10:43 (25)	15:16 (33)	19:56 (41)					
								4:31	4:32	4:33	4:40					
41	129	GILLESPIE Matthew	GBR	4 NOV 1990	24:32	0:48										
							1:40 (39)	6:12 (30)	10:44 (30)	15:17 (36)	19:55 (40)					
								4:32	4:32	4:33	4:38					
42	108	GAREL Matthieu	FRA	5 MAR 1990	24:33	0:49										
							1:40 (31)	6:12 (38)	10:46 (45)	15:20 (45)	19:59 (45)					
								4:32	4:34	4:34	4:39					
43	329	LYSELL Jerker	SWE	27 APR 1989	24:35	0:51										
							1:42 (65)	6:15 (60)	10:49 (53)	15:24 (50)	20:00 (47)					
								4:33	4:34	4:35	4:36					
44	105	CANTERO Bryan	FRA	28 APR 1991	24:35	0:51										
							1:39 (9)	6:11 (21)	10:42 (12)	15:13 (20)	19:56 (42)					
								4:32	4:31	4:31	4:43					
45	131	GRAHAM Matthew	GBR	2 FEB 1991	24:35	0:51										
							1:39 (11)	6:11 (26)	10:44 (33)	15:18 (39)	19:57 (44)					
								4:32	4:33	4:34	4:39					
46	154	SCHRAMM Michael	GER	28 SEP 1990	24:36	0:52										
							1:41 (45)	6:14 (57)	10:47 (49)	15:23 (49)	20:03 (50)					
								4:33	4:33	4:36	4:40					
47	279	PETROV Sergey	RUS	5 JUN 1990	24:39	0:55										
							1:40 (36)	6:13 (45)	10:46 (46)	15:21 (47)	20:00 (48)					
								4:33	4:33	4:35	4:39					
48	234	GRØNNEVIG Ørjan	NOR	14 FEB 1991	24:40	0:56										
							1:43 (71)	6:15 (61)	10:46 (44)	15:19 (42)	19:56 (43)					
								4:32	4:31	4:33	4:37					

Detailed Results Under 23 Men

Rank	Bib	Name	Nat	Date of Birth	Result					Time Behind		
					500m	2000m	3500m	5000m	6500m			
49	353	ZHULINSKYI Oleksandr	UKR	27 OCT 1989							24:42	0:58
					1:41 (53)	6:12 (51) 4:33	10:51 (55) 4:37	15:26 (55) 4:35	20:08 (52) 4:42			
50	110	LONJOU Matthieu	FRA	5 JUL 1991							24:43	0:59
					1:40 (22)	6:12 (35) 4:32	10:46 (43) 4:34	15:21 (48) 4:35	20:02 (49) 4:41			
51	269	SOARE Nicolae Alexandru	ROU	25 AUG 1991							24:46	1:02
					1:40 (29)	6:10 (19) 4:30	10:44 (29) 4:34	15:18 (37) 4:34	20:00 (46) 4:42			
52	262	SANTA CRUZ Jorge	POR	20 JUL 1989							24:51	1:07
					1:41 (54)	6:11 (27) 4:30	10:45 (40) 4:34	15:25 (53) 4:40	20:10 (54) 4:45			
53	78	ALONSO Carlos	ESP	15 SEP 1989							24:51	1:07
					1:43 (70)	6:13 (44) 4:30	10:47 (48) 4:34	15:24 (51) 4:37	20:07 (51) 4:43			
54	196	FONTANA Michele	ITA	13 JUN 1991							24:57	1:13
					1:39 (21)	6:12 (36) 4:33	10:48 (50) 4:36	15:29 (56) 4:41	20:15 (55) 4:46			
55	236	MALDE Lars Erik	NOR	28 JAN 1990							24:58	1:14
					1:43 (75)	6:16 (64) 4:33	10:48 (51) 4:32	15:24 (52) 4:36	20:08 (53) 4:44			
56	206	VIŠKERS Janis	LAT	30 MAR 1989							24:58	1:14
					1:39 (6)	6:20 (82) 4:41	11:02 (76) 4:42	15:42 (68) 4:40	20:21 (57) 4:39			
57	181	JENNINGS Emmet	IRL	28 AUG 1991							25:01	1:17
					1:40 (23)	6:14 (52) 4:34	10:53 (61) 4:39	15:38 (62) 4:45	20:24 (61) 4:46			
58	350	POROZOV Ihor	UKR	22 MAR 1991							25:02	1:18
					1:43 (73)	6:19 (79) 4:36	11:01 (73) 4:42	15:42 (66) 4:41	20:23 (60) 4:41			
59	151	GÖHLER Timo	GER	6 FEB 1990							25:04	1:20
					1:41 (49)	6:16 (63) 4:35	10:55 (64) 4:39	15:38 (61) 4:43	20:22 (58) 4:44			
60	261	MENDES Luís	POR	10 JUN 1990							25:06	1:22
					1:42 (57)	6:14 (53) 4:32	10:49 (54) 4:35	15:34 (57) 4:45	20:21 (56) 4:47			
61	324	DANIELSON Anton	SWE	14 MAR 1990							25:08	1:24
					1:43 (87)	6:19 (74) 4:36	11:00 (72) 4:41	15:46 (72) 4:46	20:30 (66) 4:44			
62	319	LEHMANN Adrian	SUI	6 DEC 1989							25:09	1:25
					1:41 (52)	6:19 (77) 4:38	11:00 (71) 4:41	15:43 (69) 4:43	20:26 (62) 4:43			
63	28	LEYSEN Erwin	BEL	15 NOV 1991							25:09	1:25
					1:43 (79)	6:17 (66) 4:34	10:57 (69) 4:40	15:44 (70) 4:47	20:32 (67) 4:48			
64	263	VIEIRA Pedro	POR	22 FEB 1989							25:11	1:27
					1:42 (61)	6:13 (43) 4:31	10:53 (60) 4:40	15:37 (58) 4:44	20:23 (59) 4:46			

Detailed Results
Under 23 Men

Rank	Bib	Name	Nat	Date of Birth	Result					Time Behind	
					500m	2000m	3500m	5000m	6500m		
65	199	SCOLERI Andrea	ITA	30 JUL 1990						25:11	1:27
					1:40 (35)	6:14 (54) 4:34	10:53 (59) 4:39	15:37 (59) 4:44	20:27 (63) 4:50		
66	26	CAELEN Florent	BEL	1 MAR 1989						25:14	1:30
					1:41 (55)	6:14 (48) 4:33	10:52 (57) 4:38	15:40 (63) 4:48	20:27 (64) 4:47		
67	260	GREGÓRIO Daniel	POR	7 SEP 1989						25:15	1:31
					1:41 (44)	6:22 (84) 4:41	11:03 (79) 4:41	15:49 (74) 4:46	20:35 (70) 4:46		
68	164	DANI Áron	HUN	27 JAN 1991						25:16	1:32
					1:41 (51)	6:19 (76) 4:38	11:03 (77) 4:44	15:51 (77) 4:48	20:39 (73) 4:48		
69	297	KREVS Mitja	SLO	26 JUL 1989						25:18	1:34
					1:43 (72)	6:18 (68) 4:35	10:56 (66) 4:38	15:41 (64) 4:45	20:29 (65) 4:48		
70	259	FIGUEIREDO Ricardo	POR	1 JUL 1989						25:22	1:38
					1:42 (59)	6:18 (70) 4:36	10:54 (63) 4:36	15:37 (60) 4:43	20:34 (68) 4:57		
71	166	SZABÓ Sándor	HUN	6 JUN 1991						25:24	1:40
					1:39 (3)	6:11 (28) 4:32	10:52 (58) 4:41	15:42 (65) 4:50	20:34 (69) 4:52		
72	200	STERNI Riccardo	ITA	6 JUL 1989						25:26	1:42
					1:41 (48)	6:11 (24) 4:30	10:54 (62) 4:43	15:42 (67) 4:48	20:41 (75) 4:59		
73	155	SCHRÖDER-GROENEVELD Leif	GER	7 APR 1989						25:29	1:45
					1:40 (42)	6:19 (75) 4:39	11:02 (75) 4:43	15:50 (76) 4:48	20:41 (76) 4:51		
74	349	KAZBAN Artem	UKR	23 MAR 1990						25:29	1:45
					1:43 (74)	6:23 (88) 4:40	11:06 (82) 4:43	15:54 (78) 4:48	20:50 (79) 4:56		
75	298	OBLAK Peter	SLO	6 DEC 1989						25:30	1:46
					1:43 (77)	6:18 (69) 4:35	10:57 (68) 4:39	15:45 (71) 4:48	20:39 (72) 4:54		
76	183	TREMBLE Liam	IRL	8 FEB 1991						25:33	1:49
					1:41 (50)	6:18 (67) 4:37	11:07 (83) 4:49	15:57 (82) 4:50	20:47 (77) 4:50		
77	327	KALERED Olle	SWE	3 MAR 1990						25:35	1:51
					1:44 (90)	6:22 (85) 4:38	11:05 (80) 4:43	15:50 (75) 4:45	20:40 (74) 4:50		
78	49	BAJZA Jakub	CZE	14 SEP 1990						25:37	1:53
					1:41 (56)	6:24 (90) 4:43	11:12 (87) 4:48	16:00 (84) 4:48	20:50 (78) 4:50		
79	162	CSERE Gáspár	HUN	6 JUN 1991						25:43	1:59
					1:40 (37)	6:14 (50) 4:34	10:59 (70) 4:45	15:55 (79) 4:56	20:51 (80) 4:56		
80	340	TASDEMIR Aykut	TUR	22 NOV 1991						25:50	2:06
					1:41 (46)	6:14 (56) 4:33	10:55 (65) 4:41	15:46 (73) 4:51	20:38 (71) 4:52		

Detailed Results Under 23 Men

Rank	Bib	Name	Nat	Date of Birth	Result	Time Behind										
							500m	2000m	3500m	5000m	6500m					
81	165	KÁLLAY Dániel	HUN	16 APR 1990	25:50	2:06										
							1:40 (40)	6:16 (65) 4:36	11:03 (78) 4:47	15:59 (83) 4:56	20:58 (81) 4:59					
82	312	HASANOVIC Muamer	SRB	13 OCT 1990	25:50	2:06										
							1:43 (81)	6:23 (86) 4:40	11:24 (90) 5:01	16:22 (90) 4:58	21:10 (87) 4:48					
83	258	DANIEL Hugo	POR	25 JUL 1990	25:55	2:11										
							1:42 (69)	6:23 (89) 4:41	11:12 (86) 4:49	16:08 (87) 4:56	21:08 (85) 5:00					
84	179	FITZMAURICE David	IRL	7 MAR 1990	25:57	2:13										
							1:43 (76)	6:20 (80) 4:37	11:06 (81) 4:46	16:03 (85) 4:57	21:02 (83) 4:59					
85	300	ZEVNIK Vid	SLO	12 MAR 1991	25:59	2:15										
							1:43 (85)	6:19 (73) 4:36	11:02 (74) 4:43	15:55 (80) 4:53	20:59 (82) 5:04					
86	339	PAK Hüseyin	TUR	15 OCT 1991	26:04	2:20										
							1:41 (43)	6:14 (55) 4:33	10:56 (67) 4:42	15:56 (81) 5:00	21:02 (84) 5:06					
87	180	FLYNN David	IRL	7 NOV 1989	26:11	2:27										
							1:42 (66)	6:22 (83) 4:40	11:11 (85) 4:49	16:07 (86) 4:56	21:08 (86) 5:01					
88	45	GRDENIC Goran	CRO	9 FEB 1990	26:18	2:34										
							1:45 (94)	6:24 (91) 4:39	11:13 (88) 4:49	16:10 (89) 4:57	21:14 (88) 5:04					
89	163	CZINDRITY Attila	HUN	15 JUN 1990	26:21	2:37										
							1:41 (47)	6:18 (71) 4:37	11:08 (84) 4:50	16:10 (88) 5:02	21:15 (89) 5:05					
90	244	OSLIZLO Lukasz	POL	14 MAY 1989	26:32	2:48										
							1:39 (5)	6:20 (81) 4:41	11:28 (92) 5:08	16:34 (94) 5:06	21:29 (90) 4:55					
91	299	POTOCNIK Rok	SLO	22 JUN 1991	26:42	2:58										
							1:45 (93)	6:31 (94) 4:46	11:31 (94) 5:00	16:29 (92) 4:58	21:33 (91) 5:04					
92	44	ERENT Bruno	CRO	30 DEC 1990	26:45	3:01										
							1:44 (89)	6:27 (92) 4:43	11:25 (91) 4:58	16:30 (93) 5:05	21:37 (92) 5:07					
93	313	LJAJIC Jasmin	SRB	30 SEP 1991	26:52	3:08										
							1:43 (82)	6:23 (87) 4:40	11:20 (89) 4:57	16:26 (91) 5:06	21:45 (93) 5:19					
94	295	BREGAR Gasper	SLO	20 SEP 1990	26:57	3:13										
							1:45 (92)	6:31 (93) 4:46	11:31 (93) 5:00	16:35 (95) 5:04	21:46 (94) 5:11					
95	204	HALIMOSKINS Jaroslavs	LAT	11 FEB 1990	27:43	3:59										
							1:44 (91)	6:41 (95) 4:57	11:52 (95) 5:11	17:07 (96) 5:15	22:26 (95) 5:19					
96	205	PASTARS Janis	LAT	29 OCT 1990	27:57	4:13										
							1:45 (95)	6:45 (96) 5:00	11:59 (96) 5:14	17:16 (97) 5:17	22:37 (96) 5:21					

Detailed Results
Under 23 Men

Distance: 8000m

11 DEC 2011
Start Time: 12:52

Rank	Bib	Name	Nat					Date of Birth	Result	Time Behind
			500m	2000m	3500m	5000m	6500m			
97	209	STOJANOVSKI Aleksandar	MKD					12 SEP 1991	28:05	4:21
			1:46 (96)	6:46 (97) 5:00	12:01 (97) 5:15	17:23 (98) 5:22	22:48 (97) 5:25			
109		HADJAM Abdelatif	FRA					8 AUG 1990	DNF	
			1:40 (28)	6:12 (32) 4:32	10:45 (34) 4:33	15:25 (54) 4:40				
326		JOHANSSON Erik	SWE					6 MAR 1989	DNS	

Legend
DNF Did not Finish DNS Did not Start

INTERNET Service: www.european-athletics.org

Timing, Measurement & Data Service by  OMEGA

printed at SUN 11 DEC 2011 13:27

Page 7 of 7

Team Results
Under 23 Men

Rank	Nation	Bib	Name	Time	Pos	Points
1	Norway (NOR)					59
		237	MOEN Sondre Nordstad	23:48		3
		232	BURAAS Sindre	24:02		9
		235	INGEBRIGTSEN Henrik	24:05		15
		233	FLØYSTAD Hans Kristian	24:23		32
		234	GRØNNEVIG Ørjan	24:40	48	
		236	MALDE Lars Erik	24:58	55	
2	Great Britain & NI (GBR)					76
		135	WILKINSON James	23:47		2
		130	GOOSE Mitch	23:57		8
		133	HAWKINS Derek	24:18		26
		128	BERNTSEN Phillip	24:32		40
		129	GILLESPIE Matthew	24:32	41	
		131	GRAHAM Matthew	24:35	45	
3	France (FRA)					94
		106	CARVALHO Florian	23:44		1
		107	DENISSEL Simon	23:56		7
		108	GAREL Matthieu	24:33		42
		105	CANTERO Bryan	24:35		44
		110	LONJOU Matthieu	24:43	50	
		109	HADJAM Abdelatif	DNF		
4	Spain (ESP)					97
		82	MATEO Daniel	24:06		17
		77	ALAIZ Roberto	24:11		21
		80	FERNÁNDEZ Aitor	24:17		25
		81	MARTOS Sebastián	24:24		34
		83	MERZOUGHİ Abdelaziz	24:31	38	
		78	ALONSO Carlos	24:51	53	
5	Russia (RUS)					107
		281	SHALAMOV Vyacheslav	24:09		19
		277	AKHMADIYEV Rinas	24:13		23
		280	POZDYAYKIN Roman	24:19		28
		278	KUZMIN Andrey	24:26		37
		279	PETROV Sergey	24:39	47	
6	Belgium (BEL)					128
		30	NAERT Koen	24:05		14
		29	LUNDERS Mats	24:09		20
		27	GARAIN Stijn	24:21		31
		28	LEYSEN Erwin	25:09		63
		26	CAELEN Florent	25:14	66	
7	Germany (GER)					131
		153	RINGER Richard	23:48		4
		152	ORTH Florian	24:12		22
		154	SCHRAMM Michael	24:36		46
		151	GÖHLER Timo	25:04		59
		155	SCHRÖDER-GROENEVELD Leif	25:29	73	
8	Ukraine (UKR)					141
		352	STREBKOV Ivan	24:05		16
		351	SIRUK Dmytro	24:07		18
		353	ZHULINSKYI Oleksandr	24:42		49
		350	POROZOV Ihor	25:02		58
		349	KAZBAN Artem	25:29	74	

Team Results
Under 23 Men

Rank	Nation	Bib	Name	Time	Pos	Points
9	Sweden (SWE)					144
		323	ÅHWALL Andreas	24:04		13
		325	EKVALL Mikael	24:18		27
		329	LYSELL Jerker	24:35		43
		324	DANIELSON Anton	25:08		61
		327	KALERED Olle	25:35	77	
		326	JOHANSSON Erik	DNS		
10	Turkey (TUR)					165
		341	ULUS Cihat	24:03		10
		338	PAK Hasan	24:25		36
		337	GÜNEN Vedat	24:32		39
		340	TASDEMIR Aykut	25:50		80
		339	PAK Hüseyin	26:04	86	
11	Italy (ITA)					202
		197	NASTI Patrick	24:04		11
		196	FONTANA Michele	24:57		54
		199	SCOLERI Andrea	25:11		65
		200	STERNI Riccardo	25:26		72
12	Portugal (POR)					243
		262	SANTA CRUZ Jorge	24:51		52
		261	MENDES Luis	25:06		60
		263	VIEIRA Pedro	25:11		64
		260	GREGÓRIO Daniel	25:15		67
		259	FIGUEIREDO Ricardo	25:22	70	
		258	DANIEL Hugo	25:55	83	
13	Ireland (IRL)					250
		182	MULHARE Michael	24:24		33
		181	JENNINGS Emmet	25:01		57
		183	TREMBLE Liam	25:33		76
		179	FITZMAURICE David	25:57		84
		180	FLYNN David	26:11	87	
14	Hungary (HUN)					299
		164	DANI Áron	25:16		68
		166	SZABÓ Sándor	25:24		71
		162	CSERE Gáspár	25:43		79
		165	KÁLLAY Dániel	25:50		81
		163	CZINDRITY Attila	26:21	89	
15	Slovenia (SLO)					320
		297	KREVS Mitja	25:18		69
		298	OBLAK Peter	25:30		75
		300	ZEVNIK Vid	25:59		85
		299	POTOCNIK Rok	26:42		91
		295	BREGAR Gasper	26:57	94	

Results
Senior Women

Rank	Bib	Name	Nat	Date of Birth	Result	Time Behind
1	526	BRITTON Fionnuala	IRL	24 SEP 1984	25:55	
2	572	FÉLIX Dulce	POR	23 OCT 1982	26:02	0:07
3	489	STEEL Gemma	GBR	12 NOV 1985	26:04	0:09
4	542	EJJAFINI Nadia	ITA	8 NOV 1977	26:13	0:18
5	552	HERZOG Adrienne	NED	30 SEP 1985	26:34	0:39
6	465	DUARTE Sophie	FRA	31 JUL 1981	26:36	0:41
7	588	BÂRCA Roxana	ROU	22 JUN 1988	26:39	0:44
8	570	CARNEIRO Leonor	POR	18 MAY 1978	26:39	0:44
9	512	RESTLE Simret	GER	4 MAY 1984	26:40	0:45
10	545	STRANEO Valeria	ITA	5 APR 1976	26:42	0:47
11	464	BARDELLE Christine	FRA	16 AUG 1974	26:50	0:55
12	487	MURRAY Freya	GBR	20 SEP 1983	26:51	0:56
13	485	BLEASDALE Julia	GBR	9 SEP 1981	26:58	1:03
14	484	BAKER Elle	GBR	11 DEC 1983	26:59	1:04
15	591	FRUMUZ Cristiana	ROU	19 FEB 1988	27:01	1:06
16	511	MOCKENHAUPT Sabrina	GER	6 DEC 1980	27:02	1:07
17	575	ROSA Anália	POR	28 FEB 1976	27:02	1:07
18	486	DEAN Hattie	GBR	2 FEB 1982	27:07	1:12
19	409	MAVEAU Barbara	BEL	16 FEB 1987	27:13	1:18
20	559	HJALMARSEN Tone Ilstad	NOR	19 JUN 1985	27:18	1:23
21	614	JEVTIC Olivera	SRB	24 JUL 1977	27:23	1:28
22	436	SILVESTRE Marta	ESP	4 APR 1982	27:28	1:33
23	410	SCHENKEL Sandra	BEL	20 AUG 1986	27:30	1:35
24	571	DIAS Ana	POR	15 JAN 1974	27:32	1:37
25	590	CASANDRA Cristina	ROU	21 OCT 1977	27:34	1:39
26	434	PELAYO Irene	ESP	16 FEB 1980	27:37	1:42
27	560	HOLTH Christina Bus	NOR	22 APR 1980	27:39	1:44
28	509	DREIER Verena	GER	15 JAN 1985	27:40	1:45
29	605	ROMAN Sonja	SLO	11 MAR 1979	27:44	1:49
30	510	HAHN Susanne	GER	23 APR 1978	27:44	1:49
31	574	PEIXOTO Doroteia	POR	7 OCT 1983	27:44	1:49
32	468	LAUBERTIE Patricia	FRA	30 AUG 1988	27:45	1:50
33	432	MARTÍN Jacqueline	ESP	14 APR 1974	27:47	1:52
34	466	HAMEL Séverine	FRA	18 MAY 1978	27:48	1:53
35	435	RODRÍGUEZ Lidia	ESP	26 MAY 1986	27:52	1:57
36	573	MACHADO Ercilia	POR	24 DEC 1986	27:56	2:01
37	454	PATJUK Jekaterina	EST	6 APR 1983	28:00	2:05
38	457	LINDGREN Elina	FIN	27 NOV 1983	28:01	2:06
39	543	EPIS Giovanna	ITA	11 JUN 1988	28:05	2:10
40	470	PICOCHÉ Laurane	FRA	17 JUL 1985	28:13	2:18
41	589	BOBOCEL Ancuta	ROU	3 OCT 1987	28:17	2:22
42	433	NAVASCUES Estela	ESP	3 FEB 1981	28:19	2:24
43	530	MCCARTHY Claire	IRL	29 JUN 1976	28:23	2:28
44	532	KELLY Elish	IRL	1 DEC 1978	28:29	2:34

Results
Senior Women

Rank	Bib	Name	Nat	Date of Birth	Result	Time Behind
45	531	HARTY Kerry	IRL	15 JUL 1981	28:33	2:38
46	527	BYRNE Aoife	IRL	26 MAR 1981	28:38	2:43
47	430	ESPESO Elena Maria	ESP	10 OCT 1972	28:47	2:52
48	541	COSTANZA Valentina	ITA	27 FEB 1987	29:28	3:33
49	422	BELUŠIĆ Barbara	CRO	5 MAY 1981	30:24	4:29
	624	USLU Binnaz	TUR	12 MAR 1985	DNF	
	467	KLILECH-FAUVEL Fatiha	FRA	1 FEB 1975	DNF	
	615	SUBOTIC Ana	SRB	18 NOV 1983	DNF	
	491	WICKS Emily	GBR	27 JAN 1985	DNF	
	604	GRANDOVEC Daneja	SLO	2 JUL 1984	DNF	

Intermediate times:	500m	1:45	545	STRANEO Valeria (ITA)
	2000m	6:35	526	BRITTON Fionnuala (IRL)
	3500m	11:24	526	BRITTON Fionnuala (IRL)
	5000m	16:14	526	BRITTON Fionnuala (IRL)
	6500m	21:05	526	BRITTON Fionnuala (IRL)

Legend
DNF Did not Finish

INTERNET Service: www.european-athletics.org

Timing, Measurement & Data Service by  OMEGA

printed at SUN 11 DEC 2011 14:18

Page 2 of 2

Detailed Results
Senior Women

Rank	Bib	Name	Nat	Date of Birth	Result	Time Behind										
							500m	2000m	3500m	5000m	6500m					
1	526	BRITTON Fionnuala	IRL	24 SEP 1984	25:55											
						1:46 (7)	6:35 (1)	11:24 (1)	16:14 (1)	21:05 (1)						
							4:49	4:49	4:50	4:51						
2	572	FÉLIX Dulce	POR	23 OCT 1982	26:02	0:07										
						1:46 (5)	6:36 (2)	11:24 (3)	16:20 (4)	21:11 (3)						
							4:50	4:48	4:56	4:51						
3	489	STEEL Gemma	GBR	12 NOV 1985	26:04	0:09										
						1:48 (16)	6:40 (12)	11:28 (4)	16:17 (3)	21:07 (2)						
							4:52	4:48	4:49	4:50						
4	542	EJJAFINI Nadia	ITA	8 NOV 1977	26:13	0:18										
						1:45 (2)	6:36 (3)	11:24 (2)	16:15 (2)	21:12 (4)						
							4:51	4:48	4:51	4:57						
5	552	HERZOG Adriëne	NED	30 SEP 1985	26:34	0:39										
						1:45 (4)	6:38 (8)	11:34 (7)	16:30 (5)	21:33 (5)						
							4:53	4:56	4:56	5:03						
6	465	DUARTE Sophie	FRA	31 JUL 1981	26:36	0:41										
						1:46 (9)	6:37 (6)	11:31 (6)	16:31 (6)	21:35 (8)						
							4:51	4:54	5:00	5:04						
7	588	BÂRCA Roxana	ROU	22 JUN 1988	26:39	0:44										
						1:45 (3)	6:36 (5)	11:29 (5)	16:33 (9)	21:35 (7)						
							4:51	4:53	5:04	5:02						
8	570	CARNEIRO Leonor	POR	18 MAY 1978	26:39	0:44										
						1:51 (42)	6:47 (21)	11:38 (12)	16:33 (10)	21:35 (6)						
							4:56	4:51	4:55	5:02						
9	512	RESTLE Simret	GER	4 MAY 1984	26:40	0:45										
						1:46 (8)	6:39 (9)	11:34 (8)	16:32 (7)	21:36 (9)						
							4:53	4:55	4:58	5:04						
10	545	STRANEO Valeria	ITA	5 APR 1976	26:42	0:47										
						1:45 (1)	6:37 (7)	11:34 (9)	16:33 (8)	21:36 (10)						
							4:52	4:57	4:59	5:03						
11	464	BARDELLE Christine	FRA	16 AUG 1974	26:50	0:55										
						1:50 (30)	6:45 (20)	11:43 (17)	16:44 (13)	21:45 (12)						
							4:55	4:58	5:01	5:01						
12	487	MURRAY Freya	GBR	20 SEP 1983	26:51	0:56										
						1:49 (22)	6:40 (11)	11:39 (13)	16:44 (14)	21:48 (13)						
							4:51	4:59	5:05	5:04						
13	485	BLEASDALE Julia	GBR	9 SEP 1981	26:58	1:03										
						1:48 (19)	6:42 (13)	11:41 (14)	16:45 (15)	21:52 (15)						
							4:54	4:59	5:04	5:07						
14	484	BAKER Elle	GBR	11 DEC 1983	26:59	1:04										
						1:50 (33)	6:45 (19)	11:42 (16)	16:44 (12)	21:50 (14)						
							4:55	4:57	5:02	5:06						
15	591	FRUMUZ Cristiana	ROU	19 FEB 1988	27:01	1:06										
						1:48 (15)	6:42 (14)	11:41 (15)	16:49 (16)	21:59 (17)						
							4:54	4:59	5:08	5:10						
16	511	MOCKENHAUPT Sabrina	GER	6 DEC 1980	27:02	1:07										
						1:49 (24)	6:51 (31)	11:52 (23)	16:55 (20)	21:59 (18)						
							5:02	5:01	5:03	5:04						

Detailed Results
Senior Women

Rank	Bib	Name	Nat	Date of Birth	Result					Time Behind			
					500m	2000m	3500m	5000m	6500m				
17	575	ROSA Anália	POR	28 FEB 1976							27:02	1:07	
					1:48 (18)	6:39 (10)	11:35 (11)	16:34 (11)	21:45 (11)				
						4:51	4:56	4:59	5:11				
18	486	DEAN Hattie	GBR	2 FEB 1982							27:07	1:12	
					1:48 (17)	6:43 (15)	11:45 (18)	16:50 (18)	21:57 (16)				
						4:55	5:02	5:05	5:07				
19	409	MAVEAU Barbara	BEL	16 FEB 1987							27:13	1:18	
					1:47 (10)	6:43 (16)	11:45 (19)	16:50 (17)	22:02 (19)				
						4:56	5:02	5:05	5:12				
20	559	HJALMARSEN Tone Ilstad	NOR	19 JUN 1985							27:18	1:23	
					1:50 (28)	6:49 (27)	11:52 (22)	17:00 (21)	22:10 (21)				
						4:59	5:03	5:08	5:10				
21	614	JEVTIC Olivera	SRB	24 JUL 1977							27:23	1:28	
					1:49 (20)	6:44 (18)	11:47 (20)	16:55 (19)	22:07 (20)				
						4:55	5:03	5:08	5:12				
22	436	SILVESTRE Marta	ESP	4 APR 1982							27:28	1:33	
						6:58 (44)	12:24 (49)	17:15 (30)	22:21 (27)				
							5:26	4:51	5:06				
23	410	SCHENKEL Sandra	BEL	20 AUG 1986							27:30	1:35	
					1:49 (27)	6:48 (26)	11:55 (24)	17:06 (22)	22:21 (26)				
						4:59	5:07	5:11	5:15				
24	571	DIAS Ana	POR	15 JAN 1974							27:32	1:37	
					1:52 (46)	6:52 (33)	12:00 (31)	17:07 (24)	22:21 (24)				
						5:00	5:08	5:07	5:14				
25	590	CASANDRA Cristina	ROU	21 OCT 1977							27:34	1:39	
					1:48 (13)	6:47 (23)	11:56 (27)	17:07 (26)	22:21 (22)				
						4:59	5:09	5:11	5:14				
26	434	PELAYO Irene	ESP	16 FEB 1980							27:37	1:42	
					1:50 (35)	6:50 (28)	11:56 (29)	17:07 (25)	22:21 (25)				
						5:00	5:06	5:11	5:14				
27	560	HOLTH Christina Bus	NOR	22 APR 1980							27:39	1:44	
					1:50 (34)	6:51 (30)	11:55 (25)	17:07 (23)	22:21 (23)				
						5:01	5:04	5:12	5:14				
28	509	DREIER Verena	GER	15 JAN 1985							27:40	1:45	
					1:51 (44)	6:56 (41)	12:03 (32)	17:15 (29)	22:28 (28)				
						5:05	5:07	5:12	5:13				
29	605	ROMAN Sonja	SLO	11 MAR 1979							27:44	1:49	
					1:49 (26)	6:48 (25)	11:56 (26)	17:08 (27)	22:30 (29)				
						4:59	5:08	5:12	5:22				
30	510	HAHN Susanne	GER	23 APR 1978							27:44	1:49	
					1:50 (36)	6:55 (37)	12:03 (33)	17:18 (34)	22:34 (32)				
						5:05	5:08	5:15	5:16				
31	574	PEIXOTO Doroteia	POR	7 OCT 1983							27:44	1:49	
					1:51 (43)	6:54 (36)	12:04 (36)	17:15 (32)	22:31 (30)				
						5:03	5:10	5:11	5:16				
32	468	LAUBERTIE Patricia	FRA	30 AUG 1988							27:45	1:50	
					1:50 (37)	6:58 (43)	12:07 (39)	17:24 (38)	22:38 (36)				
						5:08	5:09	5:17	5:14				

Detailed Results
Senior Women

Rank	Bib	Name	Nat	Date of Birth	Result	Time Behind						
							500m	2000m	3500m	5000m	6500m	
33	432	MARTÍN Jacqueline	ESP	14 APR 1974	27:47	1:52						
							1:51 (41)	6:55 (39) 5:04	12:04 (35) 5:09	17:17 (33) 5:13	22:31 (31) 5:14	
34	466	HAMEL Séverine	FRA	18 MAY 1978	27:48	1:53						
							1:51 (38)	6:56 (40) 5:05	12:07 (40) 5:11	17:20 (36) 5:13	22:37 (34) 5:17	
35	435	RODRÍGUEZ Lidia	ESP	26 MAY 1986	27:52	1:57						
							1:50 (29)	6:54 (35) 5:04	12:04 (37) 5:10	17:20 (35) 5:16	22:37 (33) 5:17	
36	573	MACHADO Ercilia	POR	24 DEC 1986	27:56	2:01						
							1:49 (25)	6:47 (22) 4:58	11:57 (30) 5:10	17:14 (28) 5:17	22:37 (35) 5:23	
37	454	PATJUK Jekaterina	EST	6 APR 1983	28:00	2:05						
							1:47 (11)	6:50 (29) 5:03	12:03 (34) 5:13	17:20 (37) 5:17	22:46 (37) 5:26	
38	457	LINDGREN Elina	FIN	27 NOV 1983	28:01	2:06						
								7:01 (49) 5:15	12:16 (42) 5:15	17:33 (41) 5:17	22:50 (39) 5:17	
39	543	EPIS Giovanna	ITA	11 JUN 1988	28:05	2:10						
							1:52 (47)	7:01 (48) 5:09	12:16 (43) 5:15	17:33 (42) 5:17	22:50 (40) 5:17	
40	470	PICOCHÉ Laurane	FRA	17 JUL 1985	28:13	2:18						
							1:50 (31)	6:53 (34) 5:03	12:07 (38) 5:14	17:30 (40) 5:23	22:52 (42) 5:22	
41	589	BOBOCEL Ancuta	ROU	3 OCT 1987	28:17	2:22						
							1:48 (12)	6:47 (24) 4:59	11:56 (28) 5:09	17:15 (31) 5:19	22:46 (38) 5:31	
42	433	NAVASCUES Estela	ESP	3 FEB 1981	28:19	2:24						
							1:51 (40)	6:56 (42) 5:05	12:09 (41) 5:13	17:29 (39) 5:20	22:52 (41) 5:23	
43	530	MCCARTHY Claire	IRL	29 JUN 1976	28:23	2:28						
							1:53 (50)	7:04 (51) 5:11	12:19 (47) 5:15	17:36 (44) 5:17	22:59 (43) 5:23	
44	532	KELLY Elish	IRL	1 DEC 1978	28:29	2:34						
							1:53 (49)	7:02 (50) 5:09	12:18 (44) 5:16	17:36 (43) 5:18	23:01 (44) 5:25	
45	531	HARTY Kerry	IRL	15 JUL 1981	28:33	2:38						
							1:53 (48)	7:00 (47) 5:07	12:18 (46) 5:18	17:43 (46) 5:25	23:12 (46) 5:29	
46	527	BYRNE Aoife	IRL	26 MAR 1981	28:38	2:43						
							1:51 (45)	7:00 (46) 5:09	12:18 (45) 5:18	17:42 (45) 5:24	23:10 (45) 5:28	
47	430	ESPEÑO Elena Maria	ESP	10 OCT 1972	28:47	2:52						
							1:51 (39)	7:00 (45) 5:09	12:24 (48) 5:24	17:51 (47) 5:27	23:18 (47) 5:27	
48	541	COSTANZA Valentina	ITA	27 FEB 1987	29:28	3:33						
							1:48 (14)	6:55 (38) 5:07	12:25 (50) 5:30	18:07 (48) 5:42	23:48 (48) 5:41	

Detailed Results
Senior Women

Rank	Bib	Name	Nat					Date of Birth	Result	Time Behind
			500m	2000m	3500m	5000m	6500m			
49	422	BELUŠIĆ Barbara	CRO					5 MAY 1981	30:24	4:29
			1:54 (51)	7:21 (52) 5:27	13:00 (51) 5:39	18:48 (49) 5:48	24:37 (49) 5:49			
	624	USLU Binnaz	TUR					12 MAR 1985	DNF	
			1:46 (6)	6:36 (4) 4:50	11:34 (10) 4:58					
	467	KLILECH-FAUVEL Fatiha	FRA					1 FEB 1975	DNF	
			1:49 (23)	6:43 (17) 4:54	11:48 (21) 5:05					
	615	SUBOTIC Ana	SRB					18 NOV 1983	DNF	
			1:49 (21)	6:52 (32) 5:03						
	491	WICKS Emily	GBR					27 JAN 1985	DNF	
			1:54 (52)	7:29 (53) 5:35						
	604	GRANDOVEC Daneja	SLO					2 JUL 1984	DNF	
			1:50 (32)							

Legend
DNF Did not Finish

INTERNET Service: www.european-athletics.org

Timing, Measurement & Data Service by  OMEGA

printed at SUN 11 DEC 2011 14:19

Page 4 of 4

Team Results
Senior Women

Rank	Nation	Bib	Name	Time	Pos	Points
1	Great Britain & NI (GBR)					42
		489	STEEL Gemma	26:04		3
		487	MURRAY Freya	26:51		12
		485	BLEASDALE Julia	26:58		13
		484	BAKER Elle	26:59		14
		486	DEAN Hattie	27:07	18	
		491	WICKS Emily	DNF		
2	Portugal (POR)					51
		572	FÉLIX Dulce	26:02		2
		570	CARNEIRO Leonor	26:39		8
		575	ROSA Anália	27:02		17
		571	DIAS Ana	27:32		24
		574	PEIXOTO Doroteia	27:44	31	
		573	MACHADO Ercilia	27:56	36	
3	Germany (GER)					83
		512	RESTLE Simret	26:40		9
		511	MOCKENHAUPT Sabrina	27:02		16
		509	DREIER Verena	27:40		28
		510	HAHN Susanne	27:44		30
4	France (FRA)					83
		465	DUARTE Sophie	26:36		6
		464	BARDELLE Christine	26:50		11
		468	LAUBERTIE Patricia	27:45		32
		466	HAMEL Séverine	27:48		34
		470	PICOCHÉ Laurane	28:13	40	
		467	KLILECH-FAUVEL Fatiha	DNF		
5	Romania (ROU)					88
		588	BÂRCA Roxana	26:39		7
		591	FRUMUZ Cristiana	27:01		15
		590	CASANDRA Cristina	27:34		25
		589	BOBOCEL Ancuta	28:17		41
6	Italy (ITA)					101
		542	EJJAFINI Nadia	26:13		4
		545	STRANEO Valeria	26:42		10
		543	EPIS Giovanna	28:05		39
		541	COSTANZA Valentina	29:28		48
7	Spain (ESP)					116
		436	SILVESTRE Marta	27:28		22
		434	PELAYO Irene	27:37		26
		432	MARTÍN Jacqueline	27:47		33
		435	RODRÍGUEZ Lidia	27:52		35
		433	NAVASCUES Estela	28:19	42	
		430	ESPESO Elena Maria	28:47	47	
8	Ireland (IRL)					133
		526	BRITTON Fionnuala	25:55		1
		530	MCCARTHY Claire	28:23		43
		532	KELLY Elish	28:29		44
		531	HARTY Kerry	28:33		45
		527	BYRNE Aoife	28:38	46	