

**Results Day 1**
**100m Men  
Round 1**
**27 JUL 2010 / 19:15**

Rank	Name	Nat	Date of Birth	Lane	Result
1	LEMAÎTRE Christophe	FRA	11 JUN 1990	4	10.19 Q
2	CHAMBERS Dwain	GBR	5 APR 1978	2	10.21 Q
3	LEWIS-FRANCIS Mark	GBR	4 SEP 1982	3	10.23 Q
4	MBANDJOCK Martial	FRA	14 OCT 1985	6	10.26 Q
5	OBIKWELU Francis	POR	22 NOV 1978	1	10.27 Q
6	DI GREGORIO Emanuele	ITA	13 DEC 1980	4	10.31 Q
6	SAIDY NDURE Jaysuma	NOR	1 JAN 1984	3	10.31 Q
8	UNGER Tobias	GER	10 JUL 1979	8	10.35 Q
9	OSOVNIKAR Matic	SLO	19 JAN 1980	8	10.36 Q SB
10	CERUTTI Fabio	ITA	26 SEP 1985	7	10.38 Q
10	MOSELEY Ryan	AUT	8 OCT 1982	2	10.38 Q
12	DASAOLU James	GBR	5 SEP 1987	7	10.40 Q
13	COLLIO Simone	ITA	27 DEC 1979	3	10.43 Q
13	SMYTH Jason	IRL	4 JUL 1987	8	10.43 Q
15	KOSENKOW Alexander	GER	14 MAR 1977	2	10.44 Q
16	GLUSHCHENKO Dmitriy	ISR	17 FEB 1981	7	10.44 q SB
17	RODRÍGUEZ Ángel David	ESP	25 APR 1980	3	10.45 q
18	POGNON Ronald	FRA	16 NOV 1982	6	10.46 Q
19	HÄMÄLÄINEN Hannu	FIN	30 APR 1985	4	10.49 Q
20	KUBACZYK Robert	POL	4 AUG 1986	8	10.51 Q
21	ARAJA Ronalds	LAT	29 NOV 1987	4	10.52 Q
22	KUC Dariusz	POL	24 APR 1986	6	10.53 q
23	BLUM Christian	GER	10 MAR 1987	4	10.57 Q
24	STEMPEL Pawel	POL	6 AUG 1987	5	10.58 q
25	IOANNOU Panayiotis	CYP	7 SEP 1984	5	10.61
26	IDRISOV Mikhail	RUS	21 JUN 1988	2	10.62
26	SIMONSEN Jesper	DEN	3 AUG 1978	7	10.62
28	RAUTANEN Joni	FIN	15 AUG 1986	6	10.63
29	KLING-BAPTISTE Tom	SWE	29 AUG 1990	3	10.64
30	KOKALOVIC Gregor	SLO	15 JAN 1986	5	10.68
30	SAFER Izzet	TUR	10 JUL 1990	5	10.68
30	VELEBA Jan	CZE	6 DEC 1986	5	10.68
33	ANDREASYAN Arman	ARM	23 SEP 1988	8	11.01
34	BONELLO Mario	MLT	26 JAN 1974	2	11.09
35	COVIC Nedim	BIH	27 MAY 1988	6	34.89
	CARROLL Dominic	GIB	15 NOV 1983	7	DQ R 162.7

**100m Men**
**Round 1 Heat 1 (5)**
**27 JUL 2010 / 19:15**

Wind: -1.5 m/s

Rank	Name	Nat	Date of Birth	Lane	Reaction time	Result
1	CHAMBERS Dwain	GBR	5 APR 1978	2	0.177	10.21 Q
2	POGNON Ronald	FRA	16 NOV 1982	6	0.173	10.46 Q
3	KUBACZYK Robert	POL	4 AUG 1986	8	0.166	10.51 Q
4	ARAJA Ronalds	LAT	29 NOV 1987	4	0.175	10.52 Q
5	SIMONSEN Jesper	DEN	3 AUG 1978	7	0.158	10.62
6	KLING-BAPTISTE Tom	SWE	29 AUG 1990	3	0.154	10.64
7	VELEBA Jan	CZE	6 DEC 1986	5	0.178	10.68

 INTERNET Service: [www.european-athletics.org](http://www.european-athletics.org)

 Timing, Measurement & Data Service by  **OMEGA**

printed at TUE 27 JUL 2010 21:58

Page 1 of 25

**Results Day 1**
**100m Men**
**Round 1 Heat 2 (5)**
**27 JUL 2010 / 19:23**
**Wind: -1.2 m/s**

Rank	Name	Nat	Date of Birth	Lane	Reaction time	Result
1	MBANDJOCK Martial	FRA	14 OCT 1985	6	0.162	10.26 Q
2	DI GREGORIO Emanuele	ITA	13 DEC 1980	4	0.166	10.31 Q
3	OSOVIKAR Matic	SLO	19 JAN 1980	8	0.157	10.36 Q SB
4	KOSENKOW Alexander	GER	14 MAR 1977	2	0.161	10.44 Q
5	GLUSHCHENKO Dmitriy	ISR	17 FEB 1981	7	0.184	10.44 q SB
6	RODRÍGUEZ Ángel David	ESP	25 APR 1980	3	0.189	10.45 q
7	IOANNOU Panayiotis	CYP	7 SEP 1984	5	0.174	10.61

**100m Men**
**Round 1 Heat 3 (5)**
**27 JUL 2010 / 19:31**
**Wind: -0.8 m/s**

Rank	Name	Nat	Date of Birth	Lane	Reaction time	Fn	Result
1	OBIKWELU Francis	POR	22 NOV 1978	1	0.176		10.27 Q
2	UNGER Tobias	GER	10 JUL 1979	8	0.168		10.35 Q
3	COLLIO Simone	ITA	27 DEC 1979	3	0.191		10.43 Q
4	HÄMÄLÄINEN Hannu	FIN	30 APR 1985	4	0.158		10.49 Q
5	STEMPEL Pawel	POL	6 AUG 1987	5	0.207		10.58 q
6	BONELLO Mario	MLT	26 JAN 1974	2	0.184		11.09
7	COVIC Nedim	BIH	27 MAY 1988	6	0.168		34.89
	CARROLL Dominic	GIB	15 NOV 1983	7		F1	DQ R 162.7

**100m Men**
**Round 1 Heat 4 (5)**
**27 JUL 2010 / 19:39**
**Wind: -1.6 m/s**

Rank	Name	Nat	Date of Birth	Lane	Reaction time	Result
1	SAIDY NDURE Jaysuma	NOR	1 JAN 1984	3	0.149	10.31 Q
2	MOSELEY Ryan	AUT	8 OCT 1982	2	0.154	10.38 Q
3	DASAOLU James	GBR	5 SEP 1987	7	0.231	10.40 Q
4	BLUM Christian	GER	10 MAR 1987	4	0.161	10.57 Q
5	RAUTANEN Joni	FIN	15 AUG 1986	6	0.188	10.63
6	KOKALOVIC Gregor	SLO	15 JAN 1986	5	0.174	10.68
7	ANDREASYAN Arman	ARM	23 SEP 1988	8	0.256	11.01

**100m Men**
**Round 1 Heat 5 (5)**
**27 JUL 2010 / 19:47**
**Wind: -1.4 m/s**

Rank	Name	Nat	Date of Birth	Lane	Reaction time	Result
1	LEMAÎTRE Christophe	FRA	11 JUN 1990	4	0.169	10.19 Q
2	LEWIS-FRANCIS Mark	GBR	4 SEP 1982	3	0.201	10.23 Q
3	CERUTTI Fabio	ITA	26 SEP 1985	7	0.160	10.38 Q
4	SMYTH Jason	IRL	4 JUL 1987	8	0.165	10.43 Q
5	KUC Dariusz	POL	24 APR 1986	6	0.158	10.53 q
6	IDRISOV Mikhail	RUS	21 JUN 1988	2	0.162	10.62
7	SAFER Izzet	TUR	10 JUL 1990	5	0.165	10.68

**Qualified:** First 4 in each heat (Q) and 4 best performers (q) advance to the Semifinals

**Results Day 1**

**400m Men  
Round 1**

27 JUL 2010 / 11:00

Rank	Name	Nat	Date of Birth	Lane	Result
1	BINGHAM Michael	GBR	13 APR 1986	4	45.49 Q
2	BORLÉE Kevin	BEL	22 FEB 1988	5	45.71 Q
3	ROONEY Martyn	GBR	3 APR 1987	8	45.72 Q
4	DJHONE Leslie	FRA	18 MAR 1981	6	45.79 Q
5	GILLICK David	IRL	9 JUL 1983	3	45.84 Q
6	BORLÉE Jonathan	BEL	22 FEB 1988	4	45.91 Q
7	KOZŁOWSKI Kacper	POL	7 DEC 1986	3	45.97 Q
8	OSTROVSKYY Dmytro	UKR	5 MAR 1987	2	45.98 Q
9	BARBERI Andrea	ITA	15 JAN 1979	6	46.05 Q SB
10	VISTALLI Marco	ITA	3 OCT 1987	5	46.06 Q
11	KRASNOV Vladimir	RUS	19 AUG 1990	3	46.07 Q
12	CÎMPEANU Catalin	ROU	10 MAR 1985	4	46.17 Q PB
13	VENEL Teddy	FRA	16 MAR 1985	5	46.18 Q
14	DYLDIN Maksim	RUS	15 MAY 1987	7	46.21 q
15	FONSAT Yannick	FRA	16 JUN 1988	6	46.26 Q
16	MARCINISZYN Marcin	POL	7 SEP 1982	8	46.31 Q
17	WILLIAMS Conrad	GBR	20 MAR 1982	7	46.35 Q
18	DESTATTE Arnaud	BEL	26 JUL 1988	6	46.42 Q
19	GRÁVALOS Dimítrios	GRE	18 APR 1984	7	46.56 Q
20	KENNEDY Gordon	IRL	9 MAR 1981	3	46.63 q
21	KIRIAKÍDIS Pétros	GRE	17 JUL 1989	7	46.65 q SB
22	JAGARINEC Sebastjan	SLO	24 AUG 1987	2	46.75 q
23	KLIMCZAK Piotr	POL	18 JAN 1980	2	46.81 Q
24	UJAKPOR Mark	ESP	18 JAN 1987	3	46.85 SB
25	KNYSH Myhaylo	UKR	22 NOV 1983	5	46.86
26	GREGAN Brian	IRL	31 DEC 1989	6	46.90
27	BURAKOV Volodymyr	UKR	6 MAY 1985	2	47.03
28	OROZCO Marc	ESP	4 SEP 1989	8	47.19 Q
29	LUKÁCS Máté	HUN	15 DEC 1990	4	47.74
30	HYDE Nicklas	DEN	5 JUN 1986	4	48.65
31	BUCCI Ivano	SMR	1 DEC 1986	2	49.03
	ZELLER Clemens	AUT	2 JUL 1984	7	DNF
	ZNAVA Peter	SVK	6 OCT 1982	5	DNF

**400m Men  
Round 1 Heat 1 (5)**

27 JUL 2010 / 11:00

Rank	Name	Nat	Date of Birth	Lane	Reaction time	Result
1	BORLÉE Kevin	BEL	22 FEB 1988	5	0.185	45.71 Q
2	ROONEY Martyn	GBR	3 APR 1987	8	0.210	45.72 Q
3	BARBERI Andrea	ITA	15 JAN 1979	6	0.179	46.05 Q SB
4	CÎMPEANU Catalin	ROU	10 MAR 1985	4	0.295	46.17 Q PB
5	DYLDIN Maksim	RUS	15 MAY 1987	7	0.249	46.21 q
6	KENNEDY Gordon	IRL	9 MAR 1981	3	0.233	46.63 q
7	BUCCI Ivano	SMR	1 DEC 1986	2	0.224	49.03

INTERNET Service: [www.european-athletics.org](http://www.european-athletics.org)

Timing, Measurement & Data Service by  OMEGA

printed at TUE 27 JUL 2010 21:58

Page 3 of 25

**Results Day 1**
**400m Men**
**Round 1 Heat 2 (5)**
**27 JUL 2010 / 11:08**

Rank	Name	Nat	Date of Birth	Lane	Reaction time	Result
1	BORLÉE Jonathan	BEL	22 FEB 1988	4	0.193	45.91 Q
2	FONSAT Yannick	FRA	16 JUN 1988	6	0.236	46.26 Q
3	MARCINISZYN Marcin	POL	7 SEP 1982	8	0.282	46.31 Q
4	GRÁVALOS Dimítrios	GRE	18 APR 1984	7	0.195	46.56 Q
5	JAGARINEC Sebastjan	SLO	24 AUG 1987	2	0.268	46.75 q
6	UJAKPOR Mark	ESP	18 JAN 1987	3	0.189	46.85 SB
7	KNYSH Myhaylo	UKR	22 NOV 1983	5	0.268	46.86

**400m Men**
**Round 1 Heat 3 (5)**
**27 JUL 2010 / 11:16**

Rank	Name	Nat	Date of Birth	Lane	Reaction time	Result
1	GILLICK David	IRL	9 JUL 1983	3	0.189	45.84 Q
2	OSTROVSKYY Dmytro	UKR	5 MAR 1987	2	0.204	45.98 Q
3	DESTATTE Arnaud	BEL	26 JUL 1988	6	0.197	46.42 Q
4	OROZCO Marc	ESP	4 SEP 1989	8	0.177	47.19 Q
5	HYDE Nicklas	DEN	5 JUN 1986	4	0.224	48.65
	ZELLER Clemens	AUT	2 JUL 1984	7	0.213	DNF
	ZNAVA Peter	SVK	6 OCT 1982	5	0.213	DNF

**400m Men**
**Round 1 Heat 4 (5)**
**27 JUL 2010 / 11:24**

Rank	Name	Nat	Date of Birth	Lane	Reaction time	Result
1	KRASNOV Vladimir	RUS	19 AUG 1990	3	0.284	46.07 Q
2	VENEL Teddy	FRA	16 MAR 1985	5	0.196	46.18 Q
3	WILLIAMS Conrad	GBR	20 MAR 1982	7	0.257	46.35 Q
4	KLIMCZAK Piotr	POL	18 JAN 1980	2	0.244	46.81 Q
5	GREGAN Brian	IRL	31 DEC 1989	6	0.225	46.90
6	LUKÁCS Máté	HUN	15 DEC 1990	4	0.200	47.74

**400m Men**
**Round 1 Heat 5 (5)**
**27 JUL 2010 / 11:32**


Rank	Name	Nat	Date of Birth	Lane	Reaction time	Result
1	BINGHAM Michael	GBR	13 APR 1986	4	0.205	45.49 Q
2	DJHONE Leslie	FRA	18 MAR 1981	6	0.197	45.79 Q
3	KOZŁOWSKI Kacper	POL	7 DEC 1986	3	0.192	45.97 Q
4	VISTALLI Marco	ITA	3 OCT 1987	5	0.266	46.06 Q
5	KIRIAKÍDIS Pétros	GRE	17 JUL 1989	7	0.236	46.65 q SB
6	BURAKOV Volodymyr	UKR	6 MAY 1985	2	0.278	47.03

Qualified: First 4 in each heat (Q) and 4 best performers (q) advance to the Semifinals

**Results Day 1**
**10000m Men**  
**Final**
**27 JUL 2010 / 21:05**

Rank	Name	Nat	Date of Birth	Order	Result	
1	FARAH Mo	GBR	23 MAR 1983	21	28:24.99	
2	THOMPSON Chris	GBR	17 APR 1981	1	28:27.33	
3	MEUCCI Daniele	ITA	7 OCT 1985	17	28:27.33	
4	LAMDASSEM Ayad	ESP	11 OCT 1981	15	28:34.89	
5	CASTILLEJO Carles	ESP	18 AUG 1978	7	28:49.69	SB
6	BELZ Christian	SUI	11 SEP 1974	6	28:54.01	SB
7	LALLI Andrea	ITA	20 MAY 1987	26	29:05.20	
8	EL KALAY Youssef	POR	1 JAN 1981	22	29:07.61	
9	GLATTING Christian	GER	28 DEC 1986	3	29:09.84	
10	MEFTAH Abdellatif	FRA	3 JAN 1982	2	29:14.74	
11	CHABOWSKI Marcin	POL	28 MAY 1986	13	29:15.65	
12	FITSCHEN Jan	GER	2 MAY 1977	16	29:16.59	
13	UTRIAINEN Jussi	FIN	28 NOV 1978	11	29:16.87	
14	MOEN Sondre Nordstad	NOR	12 JAN 1991	9	29:19.63	
15	GHIRMAI Filmon	GER	25 JAN 1979	10	29:28.31	
16	RAHAUTSOU Stsiapan	BLR	29 MAY 1986	8	29:40.19	
17	RÄSÄNEN Matti	FIN	15 FEB 1983	14	29:45.95	
18	SHAPOVALOV Pavel	RUS	10 OCT 1975	4	29:50.02	
19	ROCHA José	POR	6 JUL 1976	23	29:50.41	
20	TESSEME Moges	ISR	2 FEB 1988	24	29:50.78	
21	IONESCU Marius	ROU	18 DEC 1984	5	30:21.76	
22	KOYUNCU Kemal	TUR	25 JAN 1985	20	30:28.83	
	PENAS Manuel Ángel	ESP	9 NOV 1977	18	DNF	
	RIZKI Monder	BEL	16 AUG 1979	12	DNF	
	SCHMID Michael	AUT	13 FEB 1984	25	DNF	
	SILVA Rui Pedro	POR	6 MAY 1981	19	DNF	

<b>Intermediate times:</b>	1000m	2:59.70	RAHAUTSOU Stsiapan (BLR)
	2000m	5:52.04	RAHAUTSOU Stsiapan (BLR)
	3000m	8:46.91	SHAPOVALOV Pavel (RUS)
	4000m	11:46.82	LAMDASSEM Ayad (ESP)
	5000m	14:38.10	MEFTAH Abdellatif (FRA)
	6000m	17:27.10	MEFTAH Abdellatif (FRA)
	7000m	20:16.68	THOMPSON Chris (GBR)
	8000m	23:03.86	FARAH Mo (GBR)
	9000m	25:48.83	LAMDASSEM Ayad (ESP)

**INTERNET Service: [www.european-athletics.org](http://www.european-athletics.org)**
**Timing, Measurement & Data Service by  OMEGA**

printed at TUE 27 JUL 2010 21:58


Page 5 of 25

**Results Day 1**
**High Jump Men  
Qualification**
**27 JUL 2010 / 19:10**

Rank	Name	Nat	Date of Birth	Order	Result
1	UKHOV Ivan	RUS	29 MAR 1986	4	2.26 q
2	SHUSTOV Aleksander	RUS	29 JUN 1984	11	2.26 q
3	FASSINOTTI Marco	ITA	29 APR 1989	6	2.26 q
4	DMITRIK Aleksey	RUS	12 APR 1984	8	2.26 q
5	BÁBA Jaroslav	CZE	2 SEP 1984	3	2.26 q
6	BANIÓTIS Konstadínos	GRE	6 NOV 1986	3	2.26 q
7	BERNARD Martyn	GBR	15 DEC 1984	4	2.26 q
8	THÖRNBLAD Linus	SWE	6 MAR 1985	7	2.26 q
9	NARTOV Oleksandr	UKR	21 MAY 1988	9	2.26 q =SB
10	HORAK Peter	SVK	7 DEC 1983	2	2.23 q
10	PARSONS Tom	GBR	5 MAY 1984	13	2.23 q
12	BEDNAREK Sylwester	POL	28 APR 1989	7	2.23 q
13	THEINER Wojciech	POL	25 JUN 1986	11	2.23
14	CAMPIOLI Filippo	ITA	21 FEB 1982	5	2.23
15	NINOV Viktor	BUL	19 JUN 1988	6	2.23
16	OWCZAREK Konrad	POL	11 DEC 1987	8	2.19
17	PROTSENKO Andriy	UKR	20 MAY 1988	10	2.19
18	CHESANI Silvano	ITA	17 JUL 1988	2	2.19
18	DONISAN Mihai	ROU	24 JUL 1988	1	2.19
18	PUPOLS Normunds	LAT	10 MAY 1984	9	2.19
21	DEMYANYUK Dmytro	UKR	30 JUN 1983	12	2.19
21	TORRO Osku	FIN	21 AUG 1979	10	2.19
23	NUIJENS Martijn	NED	18 NOV 1983	13	2.19
24	BERMEJO Javier	ESP	23 DEC 1978	5	2.15
24	PREZELJ Rozle	SLO	26 SEP 1979	1	2.15
26	KLAUSEN Janick	DEN	3 APR 1993	12	2.15
27	SIVERIO Simón	ESP	2 AUG 1988	14	2.15

2.10                      2.15                      2.19                      2.23                      2.26

1	UKHOV I	-	o	o	o	o
2	SHUSTOV A	-	xo	o	o	o
3	FASSINOTTI M	o	o	xxo	o	o
4	DMITRIK A	o	o	xxo	xo	o
5	BÁBA J	-	o	o	xo	xo
6	BANIÓTIS K	-	o	o	xxo	xo
7	BERNARD M	o	o	xo	xxo	xo
8	THÖRNBLAD L	-	o	o	o	xxo
9	NARTOV O	o	o	xxo	o	xxo
10	HORAK P	o	o	o	o	xxx
10	PARSONS T	-	o	o	o	xxx
12	BEDNAREK S	o	o	o	xo	xxx
13	THEINER W	o	o	xo	xo	xxx
14	CAMPIOLI F	-	o	o	xxo	xxx
15	NINOV V	xo	o	xo	xxo	xxx
16	OWCZAREK K	o	o	o	xxx	
17	PROTSENKO A	o	xo	o	xxx	
18	CHESANI S	o	o	xo	xxx	
18	DONISAN M	o	o	xo	xxx	
18	PUPOLS N	o	o	xo	xxx	
21	DEMYANYUK D	-	xo	xo	xxx	
21	TORRO O	-	xo	xo	xxx	
23	NUIJENS M	o	xo	xxo	xxx	
24	BERMEJO J	o	o	xxx		
24	PREZELJ R	o	o	xxx		
26	KLAUSEN J	o	xo	-	xxx	
27	SIVERIO S	xo	xo	xxx		

**INTERNET Service: [www.european-athletics.org](http://www.european-athletics.org)**
**Timing, Measurement & Data Service by  OMEGA**

printed at TUE 27 JUL 2010 21:58

Page 6 of 25

## Results Day 1

**High Jump Men  
Qualification Group A**

27 JUL 2010 / 19:10

Rank	Name	Nat	Date of Birth	Order	Result
1	SHUSTOV Aleksander	RUS	29 JUN 1984	11	2.26 q
2	FASSINOTTI Marco	ITA	29 APR 1989	6	2.26 q
3	DMITRIK Aleksey	RUS	12 APR 1984	8	2.26 q
4	BÁBA Jaroslav	CZE	2 SEP 1984	3	2.26 q
5	BERNARD Martyn	GBR	15 DEC 1984	4	2.26 q
6	NARTOV Oleksandr	UKR	21 MAY 1988	9	2.26 q =SB
7	HORAK Peter	SVK	7 DEC 1983	2	2.23 q
8	BEDNAREK Sylwester	POL	28 APR 1989	7	2.23 q
9	CAMPIOLI Filippo	ITA	21 FEB 1982	5	2.23
10	DONISAN Mihai	ROU	24 JUL 1988	1	2.19
11	TORRO Osku	FIN	21 AUG 1979	10	2.19
12	NUIJENS Martijn	NED	18 NOV 1983	13	2.19
13	KLAUSEN Janick	DEN	3 APR 1993	12	2.15
14	SIVERIO Simón	ESP	2 AUG 1988	14	2.15


		2.10	2.15	2.19	2.23	2.26
1	SHUSTOV A	-	xo	o	o	o
2	FASSINOTTI M	o	o	xxo	o	o
3	DMITRIK A	o	o	xxo	xo	o
4	BÁBA J	-	o	o	xo	xo
5	BERNARD M	o	o	xo	xxo	xo
6	NARTOV O	o	o	xxo	o	xxo
7	HORAK P	o	o	o	o	xxx
8	BEDNAREK S	o	o	o	xo	xxx
9	CAMPIOLI F	-	o	o	xxo	xxx
10	DONISAN M	o	o	xo	xxx	
11	TORRO O	-	xo	xo	xxx	
12	NUIJENS M	o	xo	xxo	xxx	
13	KLAUSEN J	o	xo	-	xxx	
14	SIVERIO S	xo	xo	xxx		

**High Jump Men  
Qualification Group B**

27 JUL 2010 / 19:10

Rank	Name	Nat	Date of Birth	Order	Result
1	UKHOV Ivan	RUS	29 MAR 1986	4	2.26 q
2	BANIÓTIS Konstadínos	GRE	6 NOV 1986	3	2.26 q
3	THÖRNBLAD Linus	SWE	6 MAR 1985	7	2.26 q
4	PARSONS Tom	GBR	5 MAY 1984	13	2.23 q
5	THEINER Wojciech	POL	25 JUN 1986	11	2.23
6	NINOV Viktor	BUL	19 JUN 1988	6	2.23
7	OWCZAREK Konrad	POL	11 DEC 1987	8	2.19
8	PROTSENKO Andriy	UKR	20 MAY 1988	10	2.19
9	CHESANI Silvano	ITA	17 JUL 1988	2	2.19
9	PUPOLS Normunds	LAT	10 MAY 1984	9	2.19
11	DEMYANYUK Dmytro	UKR	30 JUN 1983	12	2.19
12	BERMEJO Javier	ESP	23 DEC 1978	5	2.15
12	PREZELJ Rozle	SLO	26 SEP 1979	1	2.15

 INTERNET Service: [www.european-athletics.org](http://www.european-athletics.org)

 Timing, Measurement & Data Service by  OMEGA

printed at TUE 27 JUL 2010 21:58

Page 7 of 25

## Results Day 1

**Qualification Group B (cont.)**

Qualification Group B	2.10	2.15	2.19	2.23	2.26
1 UKHOV I	-	o	o	o	o
2 BANIÓTIS K	-	o	o	xxo	xo
3 THÖRNBLAD L	-	o	o	o	xxo
4 PARSONS T	-	o	o	o	xxx
5 THEINER W	o	o	xo	xo	xxx
6 NINOV V	xo	o	xo	xxo	xxx
7 OWCZAREK K	o	o	o	xxx	
8 PROTSENKO A	o	xo	o	xxx	
9 CHESANI S	o	o	xo	xxx	
9 PUPOLS N	o	o	xo	xxx	
11 DEMYANYUK D	-	xo	xo	xxx	
12 BERMEJO J	o	o	xxx	xxx	
12 PREZELJ R	o	o	xxx		


Qualified: qualifying perf. 2.28 (Q) or 12 best performers (q) to the advance to the Final

**Triple Jump Men**
**Qualification**

27 JUL 2010 / 20:20

Rank	Name	Nat	Date of Birth	Order	Result
1	TAMGHO Teddy	FRA	15 JUN 1989	13	17.37 Q
2	KUZNYETSOV Viktor	UKR	14 JUL 1986	6	17.22 Q
3	COMPAORÉ Benjamin	FRA	5 AUG 1987	4	17.19 Q
4	IDOWU Phillips	GBR	30 DEC 1978	2	17.10 Q
5	KARAILIEV Momchil	BUL	21 MAY 1982	13	17.05 Q
6	OPREA Marian	ROU	6 JUN 1982	2	17.03 Q
7	TSÍAMIS Dimítrios	GRE	12 JAN 1982	11	16.98 Q SB
8	SCHEMBRI Fabrizio	ITA	27 JAN 1981	8	16.96 Q SB
9	LETNICOV Vladimir	MDA	7 OCT 1981	14	16.94 Q
10	DONATO Fabrizio	ITA	14 AUG 1976	6	16.88 Q
11	ADAMS Lyukman	RUS	24 SEP 1988	12	16.86 Q
12	DOUGLAS Nathan	GBR	4 DEC 1982	3	16.80 Q
13	VALUKEVIC Dmitrij	SVK	31 MAY 1981	5	16.78 Q
14	HALEVI Yochai	ISR	10 MAY 1982	14	16.76 Q =PB
15	UUDMÄE Jaanus	EST	24 DEC 1980	7	16.72
16	IVANOU Siarhei	BLR	28 MAR 1984	8	16.66
17	GRECO Daniele	ITA	1 MAR 1989	4	16.51
18	CAPELLÁN Andrés	ESP	10 JUN 1985	1	16.38 SB
19	SYUNIN Igor	EST	4 DEC 1990	5	16.35
20	PLOTNIR Yevgeniy	RUS	26 JUN 1977	12	16.34
21	DILYS Mantas	LTU	30 MAR 1984	11	16.32 SB
22	PETKOV Zhivko	BUL	28 JAN 1988	9	16.20
23	PLATNITSKI Dzmitry	BLR	26 AUG 1988	3	15.95
24	ARNOS Zacharias	CYP	24 NOV 1986	10	15.85
25	MARTÍNEZ Alexander	SUI	23 AUG 1977	9	15.55
26	FRÁGGOS Nikólaos	GRE	2 AUG 1986	10	15.50
27	SELMAN Redjep	MKD	8 APR 1986	1	15.39 =SB
	YEFREMOV Ilya	RUS	20 MAR 1988	7	NM

 INTERNET Service: [www.european-athletics.org](http://www.european-athletics.org)

 Timing, Measurement & Data Service by  OMEGA

printed at TUE 27 JUL 2010 21:58

Page 8 of 25




**Results Day 1**
**Qualification (cont.)**

Qualification		1	2	3
1	TAMGHO T	x (+1.1)	17.37 (+3.1)	
2	KUZNYETSOV V	x (+1.1)	17.22 (+1.5)	
3	COMPAORÉ B	x (+2.1)	17.19 (-0.3)	
4	IDOWU P	17.10 (+0.8)		
5	KARAILIEV M	17.05 (+3.1)		
6	OPREA M	17.03 (+2.1)		
7	TSIÁMIS D	16.73 (+1.0)	16.98 (+2.6)	
8	SCHEMBRI F	16.96 (+0.1)		
9	LETNICOV V	16.14 (+0.8)	16.94 (+6.3)	
10	DONATO F	x (+1.2)	16.88 (+2.0)	
11	ADAMS L	15.85 (+1.7)	16.56 (+3.3)	16.86 (+0.5)
12	DOUGLAS N	16.80 (+1.2)		
13	VALUKEVIC D	16.78 (+3.0)		
14	HALEVI Y	16.34 (+2.8)	16.76 (+0.5)	
15	UUDMÄE J	x (+1.5)	x (+1.9)	16.72 (+3.0)
16	IVANOU S	16.66 (+3.0)	14.81 (+2.4)	16.18 (-0.7)
17	GRECO D	x (+2.7)	16.37 (+0.9)	16.51 (+0.6)
18	CAPELLÁN A	15.91 (+1.6)	16.38 (+0.7)	15.06 (+0.3)
19	SYUNIN I	16.25 (+1.9)	16.35 (+1.4)	14.50 (+2.0)
20	PLOTNIR Y	15.44 (+0.6)	16.12 (+1.5)	16.34 (+1.9)
21	DILYS M	16.32 (+1.9)	x (-0.5)	16.08 (-0.2)
22	PETKOV Z	x (-1.6)	x (+1.6)	16.20 (-0.1)
23	PLATNITSKI D	x (+0.1)	13.92 (+0.4)	15.95 (+0.7)
24	ARNOS Z	x (+2.4)	15.35 (+1.3)	15.85 (+0.1)
25	MARTÍNEZ A	15.55 (+0.3)	x (+3.3)	x (+0.4)
26	FRÁGGOS N	x (+2.2)	15.50 (+0.6)	x (+0.9)
27	SELMAN R	x (+0.8)	x (+1.1)	15.39 (+2.0)
	EFREMOV I	x (+1.3)	x (+1.1)	x (+1.0)

**Triple Jump Men**
**Qualification Group A**
**27 JUL 2010 / 20:20**

Rank	Name	Nat	Date of Birth	Order	Result
1	COMPAORÉ Benjamin	FRA	5 AUG 1987	4	17.19 Q
2	IDOWU Phillips	GBR	30 DEC 1978	2	17.10 Q
3	KARAILIEV Momchil	BUL	21 MAY 1982	13	17.05 Q
4	SCHEMBRI Fabrizio	ITA	27 JAN 1981	8	16.96 Q SB
5	DONATO Fabrizio	ITA	14 AUG 1976	6	16.88 Q
6	ADAMS Lyukman	RUS	24 SEP 1988	12	16.86 Q
7	HALEVI Yochai	ISR	10 MAY 1982	14	16.76 Q =PB
8	CAPELLÁN Andrés	ESP	10 JUN 1985	1	16.38 SB
9	SYUNIN Igor	EST	4 DEC 1990	5	16.35
10	DILYS Mantas	LTU	30 MAR 1984	11	16.32 SB
11	PETKOV Zhivko	BUL	28 JAN 1988	9	16.20
12	PLATNITSKI Dzmitry	BLR	26 AUG 1988	3	15.95
13	FRÁGGOS Nikólaos	GRE	2 AUG 1986	10	15.50
	YEFREMOV Ilya	RUS	20 MAR 1988	7	NM

		1	2	3
1	COMPAORÉ B	x (+2.1)	17.19 (-0.3)	
2	IDOWU P	17.10 (+0.8)		
3	KARAILIEV M	17.05 (+3.1)		
4	SCHEMBRI F	16.96 (+0.1)		
5	DONATO F	x (+1.2)	16.88 (+2.0)	
6	ADAMS L	15.85 (+1.7)	16.56 (+3.3)	16.86 (+0.5)
7	HALEVI Y	16.34 (+2.8)	16.76 (+0.5)	
8	CAPELLÁN A	15.91 (+1.6)	16.38 (+0.7)	15.06 (+0.3)
9	SYUNIN I	16.25 (+1.9)	16.35 (+1.4)	14.50 (+2.0)
10	DILYS M	16.32 (+1.9)	x (-0.5)	16.08 (-0.2)
11	PETKOV Z	x (-1.6)	x (+1.6)	16.20 (-0.1)
12	PLATNITSKI D	x (+0.1)	13.92 (+0.4)	15.95 (+0.7)
13	FRÁGGOS N	x (+2.2)	15.50 (+0.6)	x (+0.9)
	EFREMOV I	x (+1.3)	x (+1.1)	x (+1.0)

**INTERNET Service: [www.european-athletics.org](http://www.european-athletics.org)**
**Timing, Measurement & Data Service by  OMEGA**

printed at TUE 27 JUL 2010 21:58

Page 9 of 25

## Results Day 1

**Triple Jump Men  
Qualification Group B**

27 JUL 2010 / 20:20

Rank	Name	Nat	Date of Birth	Order	Result
1	TAMGHO Teddy	FRA	15 JUN 1989	13	17.37 Q
2	KUZNYETSOV Viktor	UKR	14 JUL 1986	6	17.22 Q
3	OPREA Marian	ROU	6 JUN 1982	2	17.03 Q
4	TSIÁMIS Dimítrios	GRE	12 JAN 1982	11	16.98 Q SB
5	LETNICOV Vladimir	MDA	7 OCT 1981	14	16.94 Q
6	DOUGLAS Nathan	GBR	4 DEC 1982	3	16.80 Q
7	VALUKEVIC Dmitrij	SVK	31 MAY 1981	5	16.78 Q
8	UUDMÄE Jaanus	EST	24 DEC 1980	7	16.72
9	IVANOU Sjarhei	BLR	28 MAR 1984	8	16.66
10	GRECO Daniele	ITA	1 MAR 1989	4	16.51
11	PLOTNIR Yevgeniy	RUS	26 JUN 1977	12	16.34
12	ARNOS Zacharias	CYP	24 NOV 1986	10	15.85
13	MARTÍNEZ Alexander	SUI	23 AUG 1977	9	15.55
14	SELMAN Redjep	MKD	8 APR 1986	1	15.39 =SB

	1	2	3
1	TAMGHO T	x (+1.1)	17.37 (+3.1)
2	KUZNYETSOV V	x (+1.1)	17.22 (+1.5)
3	OPREA M	17.03 (+2.1)	
4	TSIÁMIS D	16.73 (+1.0)	16.98 (+2.6)
5	LETNICOV V	16.14 (+0.8)	16.94 (+6.3)
6	DOUGLAS N	16.80 (+1.2)	
7	VALUKEVIC D	16.78 (+3.0)	
8	UUDMÄE J	x (+1.5)	x (+1.9) 16.72 (+3.0)
9	IVANOU S	16.66 (+3.0)	14.81 (+2.4) 16.18 (-0.7)
10	GRECO D	x (+2.7)	16.37 (+0.9) 16.51 (+0.6)
11	PLOTNIR Y	15.44 (+0.6)	16.12 (+1.5) 16.34 (+1.9)
12	ARNOS Z	x (+2.4)	15.35 (+1.3) 15.85 (+0.1)
13	MARTÍNEZ A	15.55 (+0.3)	x (+3.3) x (+0.4)
14	SELMAN R	x (+0.8)	x (+1.1) 15.39 (+2.0)

Qualified: qualifying perf. 16.75 (Q) or 12 best performers (q) to the advance to the Final

## Results Day 1


**Hammer Men  
Qualification**

27 JUL 2010 / 9:30

Rank	Name	Nat	Date of Birth	Order	Result
1	CHARFREITAG Libor	SVK	11 SEP 1977	2	77.70 Q
2	PARS Krisztián	HUN	18 FEB 1982	12	76.48 Q
3	FIGÈRE Nicolas	FRA	19 MAY 1979	6	75.85 Q
4	ZIÓLKOWSKI Szymon	POL	1 JUL 1976	3	75.75 Q
5	VIZZONI Nicola	ITA	4 JAN 1973	4	75.04 q
6	VINICHENKO Igor	RUS	11 APR 1984	8	74.88 q
7	SVIATOKHA Valeri	BLR	20 JUL 1981	5	74.66 q
8	JONS Mattias	SWE	19 NOV 1982	13	74.56 q
9	NÉMETH Kristóf	HUN	17 SEP 1987	1	74.28 q
10	KARJALAINEN Olli-Pekka	FIN	7 MAR 1980	7	74.23 q
11	KONDRATOWICZ Wojciech	POL	18 APR 1980	7	74.22 q
12	SOKYRSKYY Oleksiy	UKR	16 MAR 1985	12	74.16 q
13	SÖDERBERG David	FIN	11 AUG 1979	2	73.87
14	SOKOLOVS Igrors	LAT	17 AUG 1974	9	73.29
15	SEPPÄNEN Tuomas	FIN	16 MAY 1986	4	72.94
16	KRYVITSKI Pavel	BLR	17 APR 1984	9	72.68
17	MARSHYN Dzmitry	AZE	24 FEB 1972	8	72.43
18	CIENFUEGOS Javier	ESP	15 JUL 1990	11	72.19 SB
19	ESSER Markus	GER	3 FEB 1980	10	71.89
20	SHAYUNOU Yury	BLR	22 OCT 1987	6	71.10
21	HAKLITS Andras	CRO	23 SEP 1977	5	70.84
22	HENRIKSEN Eivind	NOR	14 SEP 1990	3	69.98
23	KONOPKA Miroslav	SVK	23 JAN 1979	1	68.77
24	LOMNICKY Marcel	SVK	6 JUL 1987	11	68.22
25	VAICULENS Ainars	LAT	21 JAN 1983	10	65.43

	1	2	3
1	CHARFREITAG L	77.70	
2	PARS K	74.23	71.06
3	FIGÈRE N	75.85	76.48
4	ZIÓLKOWSKI S	75.75	
5	VIZZONI N	74.10	75.04
6	VINICHENKO I	71.59	71.60
7	SVIATOKHA V	x	74.66
8	JONS M	71.30	x
9	NÉMETH K	69.76	69.94
10	KARJALAINEN O	72.31	74.23
11	KONDRATOWICZ W	74.22	74.10
12	SOKYRSKYY O	74.16	73.80
13	SÖDERBERG D	x	x
14	SOKOLOVS I	71.24	73.29
15	SEPPÄNEN T	72.94	x
16	KRYVITSKI P	x	x
17	MARSHYN D	71.29	67.55
18	CIENFUEGOS J	70.27	72.19
19	ESSER M	x	71.83
20	SHAYUNOU Y	71.10	x
21	HAKLITS A	x	70.84
22	HENRIKSEN E	69.98	x
23	KONOPKA M	68.77	x
24	LOMNICKY M	68.22	68.02
25	VAICULENS A	65.43	x

 INTERNET Service: [www.european-athletics.org](http://www.european-athletics.org)

 Timing, Measurement & Data Service by  OMEGA

printed at TUE 27 JUL 2010 21:58

Page 11 of 25

### Results Day 1

**Hammer Men  
Qualification Group A**

27 JUL 2010 / 9:30

Rank	Name	Nat	Date of Birth	Order	Result
1	PARS Krisztián	HUN	18 FEB 1982	12	76.48 Q
2	ZIÓLKOWSKI Szymon	POL	1 JUL 1976	3	75.75 Q
3	VIZZONI Nicola	ITA	4 JAN 1973	4	75.04 q
4	VINICHENKO Igor	RUS	11 APR 1984	8	74.88 q
5	KARJALAINEN Olli-Pekka	FIN	7 MAR 1980	7	74.23 q
6	SÖDERBERG David	FIN	11 AUG 1979	2	73.87
7	KRYVITSKI Pavel	BLR	17 APR 1984	9	72.68
8	SHAYUNOU Yury	BLR	22 OCT 1987	6	71.10
9	HAKLITS Andras	CRO	23 SEP 1977	5	70.84
10	KONOPKA Miloslav	SVK	23 JAN 1979	1	68.77
11	LOMNICKY Marcel	SVK	6 JUL 1987	11	68.22
12	VAICULENS Ainars	LAT	21 JAN 1983	10	65.43

	1	2	3	
1	PARS K	74.23	71.06	76.48
2	ZIÓLKOWSKI S	75.75		
3	VIZZONI N	74.10	75.04	73.73
4	VINICHENKO I	71.59	71.60	74.88
5	KARJALAINEN O	72.31	74.23	71.99
6	SÖDERBERG D	x	x	73.87
7	KRYVITSKI P	x	x	72.68
8	SHAYUNOU Y	71.10	x	x
9	HAKLITS A	x	70.84	69.25
10	KONOPKA M	68.77	x	x
11	LOMNICKY M	68.22	68.02	x
12	VAICULENS A	65.43	x	x

**Hammer Men  
Qualification Group B**


27 JUL 2010 / 11:05

Rank	Name	Nat	Date of Birth	Order	Result
1	CHARFREITAG Libor	SVK	11 SEP 1977	2	77.70 Q
2	FIGÈRE Nicolas	FRA	19 MAY 1979	6	75.85 Q
3	SVIATOKHA Valeri	BLR	20 JUL 1981	5	74.66 q
4	JONS Mattias	SWE	19 NOV 1982	13	74.56 q
5	NÉMETH Kristóf	HUN	17 SEP 1987	1	74.28 q
6	KONDRATOWICZ Wojciech	POL	18 APR 1980	7	74.22 q
7	SOKYRSKYI Oleksiy	UKR	16 MAR 1985	12	74.16 q
8	SOKOLOVS Iyors	LAT	17 AUG 1974	9	73.29
9	SEPPÄNEN Tuomas	FIN	16 MAY 1986	4	72.94
10	MARSHYN Dzmitry	AZE	24 FEB 1972	8	72.43
11	CIENFUEGOS Javier	ESP	15 JUL 1990	11	72.19 SB
12	ESSER Markus	GER	3 FEB 1980	10	71.89
13	HENRIKSEN Eivind	NOR	14 SEP 1990	3	69.98

	1	2	3	
1	CHARFREITAG L	77.70		
2	FIGÈRE N	75.85		
3	SVIATOKHA V	x	74.66	74.50
4	JONS M	71.30	x	74.56
5	NÉMETH K	69.76	69.94	74.28
6	KONDRATOWICZ W	74.22	74.10	72.76
7	SOKYRSKYI O	74.16	73.80	x
8	SOKOLOVS I	71.24	73.29	70.69
9	SEPPÄNEN T	72.94	x	70.56
10	MARSHYN D	71.29	67.55	72.43
11	CIENFUEGOS J	70.27	72.19	71.28
12	ESSER M	x	71.83	71.89
13	HENRIKSEN E	69.98	x	66.71

Qualified: qualifying perf. 75.50 (Q) or 12 best performers (q) to the advance to the Final

INTERNET Service: [www.european-athletics.org](http://www.european-athletics.org)

Timing, Measurement & Data Service by  OMEGA

printed at TUE 27 JUL 2010 21:58

Page 12 of 25

## Results Day 1


**20 km Walk Men**  
**Final**

27 JUL 2010 / 8:05

Rank	Name	Nat	Date of Birth	Order	Result	
1	EMELYANOV Stanislav	RUS	23 OCT 1990	19	1:20:10	
2	SCHWAZER Alex	ITA	26 DEC 1984	9	1:20:38	
3	VIEIRA João	POR	20 FEB 1976	26	1:20:49	SB
4	HEFFERNAN Robert	IRL	20 FEB 1978	11	1:21:00	
5	RUBINO Giorgio	ITA	15 APR 1986	24	1:22:12	SB
6	KRIVOV Andrey	RUS	14 NOV 1985	25	1:22:20	SB
7	TOTH Matej	SVK	10 FEB 1983	23	1:22:20	
8	JELONEK Jakub	POL	7 JUL 1985	12	1:22:24	SB
9	MOLINA Juan Manuel	ESP	15 MAR 1979	18	1:22:35	
10	AUGUSTYN Rafal	POL	14 MAY 1984	8	1:22:40	
11	KOVENKO Andriy	UKR	25 NOV 1973	3	1:22:43	SB
12	DMYTRENKO Ruslan	UKR	22 MAR 1986	7	1:22:45	
13	DAVAUX Hervé	FRA	22 AUG 1978	1	1:24:12	
14	LÓPEZ Miguel Ángel	ESP	3 JUL 1988	14	1:24:28	
15	CASANDRA Silviu	ROU	27 OCT 1975	21	1:24:51	
16	BERGER Maik	GER	17 FEB 1979	27	1:25:01	
17	KUCMIN Anton	SVK	7 JUN 1984	2	1:25:12	
18	DÍAZ José Ignacio	ESP	22 NOV 1979	17	1:25:36	
19	TOMALA Dawid	POL	27 AUG 1989	16	1:25:50	
20	COSTIN Jamie	IRL	1 JUN 1977	6	1:26:05	
21	VIEIRA Sérgio	POR	20 FEB 1976	5	1:27:07	
22	LOS YE V Ivan	UKR	26 JAN 1986	10	1:27:12	
23	RUMBENIEKS Arnis	LAT	4 APR 1988	20	1:30:50	SB
	BRUGNETTI Ivano	ITA	1 SEP 1976	4	DNF	
	HELEBRANDT Máté	HUN	12 JAN 1989	15	DNF	
	IBÁÑEZ Ato	SWE	14 NOV 1985	13	DQ	
	SIMANOVICH Dzianis	BLR	20 APR 1987	22	DQ	

<b>Intermediate times:</b>	2km	8:04	SCHWAZER Alex (ITA)
	4km	16:07	EMELYANOV Stanislav (RUS)
	6km	24:07	SCHWAZER Alex (ITA)
	8km	32:16	EMELYANOV Stanislav (RUS)
	10km	40:14	EMELYANOV Stanislav (RUS)
	12km	48:12	EMELYANOV Stanislav (RUS)
	14km	56:12	EMELYANOV Stanislav (RUS)
	16km	1:04:06	EMELYANOV Stanislav (RUS)
	18km	1:12:09	EMELYANOV Stanislav (RUS)

INTERNET Service: [www.european-athletics.org](http://www.european-athletics.org)

Timing, Measurement & Data Service by  OMEGA

printed at TUE 27 JUL 2010 21:58

Page 13 of 25

## Results Day 1

**800m Women  
Round 1**

27 JUL 2010 / 20:10

Rank	Name	Nat	Date of Birth	Lane	Result
1	KLYUKA Svetlana	RUS	27 DEC 1978	7	1:58.89 Q SB
2	MEADOWS Jennifer	GBR	17 APR 1981	3	1:58.90 Q
3	MARTÍNEZ Mayte	ESP	17 MAY 1976	4	1:59.12 q SB
4	SIMPSON Jemma	GBR	10 FEB 1984	1	1:59.18 Q
5	KLOCOVA Lucia	SVK	20 NOV 1983	5	1:59.31 q SB
6	KREVSUN Yuliya	UKR	8 DEC 1980	2	1:59.44
7	MASNÁ Lenka	CZE	22 APR 1985	4	1:59.71 Q PB
7	SAVINOVA Mariya	RUS	13 AUG 1985	7	1:59.71 Q
9	CUSMA PICCIONE Elisa	ITA	24 JUL 1981	8	1:59.80
10	HAK Yvonne	NED	30 JUN 1986	2	2:00.35 Q
11	LUPU Nataliya	UKR	4 NOV 1987	7	2:00.50
12	FILÁNDRA Eléni	GRE	12 JAN 1984	2	2:00.88 PB
13	CICHOCKA Angelika	POL	10 JAN 1988	3	2:01.17 PB
14	BALCIUNAITE Egle	LTU	31 OCT 1988	8	2:01.19
14	HOFFMANN Claudia	GER	10 DEC 1982	8	2:01.19
16	ANDRIANOVA Tatyana	RUS	10 DEC 1979	5	2:01.23
17	OKORO Marilyn	GBR	23 SEP 1984	6	2:01.33 SB
18	ALFONSO Irene	ESP	6 FEB 1981	6	2:01.61 SB
19	GALLIGAN Rose-Anne	IRL	9 DEC 1987	1	2:01.76 PB
20	REINA Daniela	ITA	15 MAY 1981	6	2:01.94
21	CRISTEA Olga	MDA	13 DEC 1987	4	2:02.31 SB
22	USOVICH Sviatlana	BLR	14 OCT 1980	1	2:02.74
23	PÉRIZ Elián	ESP	1 APR 1984	5	2:03.55
24	ZAVHORODNYA Olha	UKR	6 JAN 1983	3	2:03.58

**800m Women**
**Round 1 Heat 1 (3)**

27 JUL 2010 / 20:10

Rank	Name	Nat	Date of Birth	Lane	Result
1	SAVINOVA Mariya	RUS	13 AUG 1985	7	1:59.71 Q
2	HAK Yvonne	NED	30 JUN 1986	2	2:00.35 Q
3	BALCIUNAITE Egle	LTU	31 OCT 1988	8	2:01.19
4	OKORO Marilyn	GBR	23 SEP 1984	6	2:01.33 SB
5	CRISTEA Olga	MDA	13 DEC 1987	4	2:02.31 SB
6	USOVICH Sviatlana	BLR	14 OCT 1980	1	2:02.74
7	PÉRIZ Elián	ESP	1 APR 1984	5	2:03.55
8	ZAVHORODNYA Olha	UKR	6 JAN 1983	3	2:03.58


Intermediate times: 400m 59.51 OKORO Marilyn (GBR)  
600m 1:29.98 SAVINOVA Mariya (RUS)

**800m Women**
**Round 1 Heat 2 (3)**

27 JUL 2010 / 20:20

Rank	Name	Nat	Date of Birth	Lane	Result
1	KLYUKA Svetlana	RUS	27 DEC 1978	7	1:58.89 Q SB
2	MEADOWS Jennifer	GBR	17 APR 1981	3	1:58.90 Q
3	MARTÍNEZ Mayte	ESP	17 MAY 1976	4	1:59.12 q SB
4	KLOCOVA Lucia	SVK	20 NOV 1983	5	1:59.31 q SB
5	KREVSUN Yuliya	UKR	8 DEC 1980	2	1:59.44
6	HOFFMANN Claudia	GER	10 DEC 1982	8	2:01.19
7	GALLIGAN Rose-Anne	IRL	9 DEC 1987	1	2:01.76 PB
8	REINA Daniela	ITA	15 MAY 1981	6	2:01.94

INTERNET Service: [www.european-athletics.org](http://www.european-athletics.org)

Timing, Measurement & Data Service by  OMEGA

printed at TUE 27 JUL 2010 21:58

Page 14 of 25

## Results Day 1

### Round 1 Heat 2 (3) (cont.)

Intermediate times:	400m	58.10	KLYUKA Svetlana (RUS)
	600m	1:28.52	KLYUKA Svetlana (RUS)

### 800m Women

#### Round 1 Heat 3 (3)

27 JUL 2010 / 20:30

Rank	Name	Nat	Date of Birth	Lane	Result
1	SIMPSON Jemma	GBR	10 FEB 1984	1	1:59.18 Q
2	MASNÁ Lenka	CZE	22 APR 1985	4	1:59.71 Q PB
3	CUSMA PICCIONE Elisa	ITA	24 JUL 1981	8	1:59.80
4	LUPU Nataliya	UKR	4 NOV 1987	7	2:00.50
5	FILÁNDRA Eléni	GRE	12 JAN 1984	2	2:00.88 PB
6	CICHOCKA Angelika	POL	10 JAN 1988	3	2:01.17 PB
7	ANDRIANOVA Tatyana	RUS	10 DEC 1979	5	2:01.23
8	ALFONSO Irene	ESP	6 FEB 1981	6	2:01.61 SB

Intermediate times:	400m	58.07	FILÁNDRA Eléni (GRE)
	600m	1:28.51	FILÁNDRA Eléni (GRE)

Qualified: First 2 in each heat (Q) and 2 best performers (q) advance to the Final


### 400m Hurdles Women

#### Round 1

27 JUL 2010 / 10:00

Rank	Name	Nat	Date of Birth	Lane	Result
1	ANTYUKH Natalya	RUS	26 JUN 1981	3	54.29 Q
2	STAMBOLOVA Vania	BUL	28 NOV 1983	2	54.77 Q
3	MOROSANU Angela	ROU	26 JUL 1986	6	55.11 Q
4	SHAKES-DRAYTON Perri	GBR	21 DEC 1988	4	55.35 Q
5	HEJNOVÁ Zuzana	CZE	19 DEC 1986	3	55.36 Q
6	TITIMETS Hanna	UKR	5 MAR 1989	7	55.58 Q PB
7	ISAKOVA Yevgeniya	RUS	27 NOV 1978	7	55.64 Q
8	KOHLMANN Fabienne	GER	6 NOV 1989	4	55.69 Q PB
9	OUÉDRAOGO Elodie	BEL	27 FEB 1981	6	55.80 Q SB
10	CHILD Eilidh	GBR	20 FEB 1987	8	55.82 Q
11	IVANOVA Natalya	RUS	25 JUN 1981	6	55.83 Q
12	YAROSHCHUK Anna	UKR	24 NOV 1989	8	55.88 q
13	ZUNDA Ieva	LAT	20 JUL 1978	1	56.02 Q SB
14	GENTILI Manuela	ITA	7 FEB 1978	2	56.14 q
15	KOSCIELNIAK Marzena	POL	28 DEC 1989	7	56.52 q PB
16	BERGROVÁ Zuzana	CZE	24 NOV 1984	1	56.55 q
17	HORVAT Nikolina	CRO	18 SEP 1986	3	56.64 SB
18	LOPES Patrícia	POR	11 JUL 1982	4	56.78 PB
19	RANTA Iona	FIN	28 OCT 1982	3	56.94 SB
20	TOMB Stine	NOR	27 AUG 1986	8	57.10 PB
21	PERSSON Sofie	SWE	16 JAN 1987	5	57.23 PB
22	PETERSEN Sara	DEN	9 APR 1987	6	57.28 SB
23	KINNEY Justine	IRL	6 APR 1988	1	57.39
24	CAREY Michelle	IRL	20 FEB 1981	1	57.58 SB
25	RABCHENYUK Anastasiya	UKR	14 SEP 1983	2	57.72
26	FURLONG Brona	IRL	23 NOV 1986	5	58.13
27	ENGİN Birsen	TUR	18 OCT 1980	4	58.19
28	ÓLAFSDÓTTIR-JOHNSON Kristín Birna	ISL	5 JAN 1985	2	58.34
29	VOLFOVÁ Kristina	CZE	16 MAY 1988	8	58.42
30	FORCADELL Laia	ESP	6 JUN 1982	5	58.80
31	GÜRLER Özge	TUR	17 JUN 1985	7	58.98
32	SHAROYAN Amaliya	ARM	19 JUN 1988	5	1:03.37

INTERNET Service: [www.european-athletics.org](http://www.european-athletics.org)

Timing, Measurement & Data Service by  OMEGA

printed at TUE 27 JUL 2010 21:58

Page 15 of 25

**Results Day 1**
**400m Hurdles Women**
**Round 1 Heat 1 (4)**
**27 JUL 2010 / 10:00**

Rank	Name	Nat	Date of Birth	Lane	Reaction time	Result
1	MOROSANU Angela	ROU	26 JUL 1986	6	0.221	55.11 Q
2	SHAKES-DRAYTON Perri	GBR	21 DEC 1988	4	0.331	55.35 Q
3	TITIMETS Hanna	UKR	5 MAR 1989	7	0.295	55.58 Q PB
4	GENTILI Manuela	ITA	7 FEB 1978	2	0.190	56.14 q
5	HORVAT Nikolina	CRO	18 SEP 1986	3	0.255	56.64 SB
6	TOMB Stine	NOR	27 AUG 1986	8	0.217	57.10 PB
7	PERSSON Sofie	SWE	16 JAN 1987	5		57.23 PB
8	KINNEY Justine	IRL	6 APR 1988	1	0.196	57.39

**400m Hurdles Women**
**Round 1 Heat 2 (4)**
**27 JUL 2010 / 10:08**

Rank	Name	Nat	Date of Birth	Lane	Reaction time	Result
1	HEJNOVÁ Zuzana	CZE	19 DEC 1986	3	0.186	55.36 Q
2	ISAKOVA Yevgeniya	RUS	27 NOV 1978	7	0.255	55.64 Q
3	OUÉDRAOGO Elodie	BEL	27 FEB 1981	6	0.231	55.80 Q SB
4	YAROSHCHUK Anna	UKR	24 NOV 1989	8	0.322	55.88 q
5	CAREY Michelle	IRL	20 FEB 1981	1	0.295	57.58 SB
6	ENGİN Birsen	TUR	18 OCT 1980	4	0.200	58.19
7	ÓLAFSDÓTTIR-JOHNSON Kristín Birna	ISL	5 JAN 1985	2	0.182	58.34
8	FORCADELL Laia	ESP	6 JUN 1982	5		58.80

**400m Hurdles Women**
**Round 1 Heat 3 (4)**
**27 JUL 2010 / 10:16**


Rank	Name	Nat	Date of Birth	Lane	Reaction time	Result
1	STAMBOLOVA Vania	BUL	28 NOV 1983	2	0.232	54.77 Q
2	CHILD Eilidh	GBR	20 FEB 1987	8	0.189	55.82 Q
3	IVANOVA Natalya	RUS	25 JUN 1981	6	0.243	55.83 Q
4	BERGROVÁ Zuzana	CZE	24 NOV 1984	1	0.242	56.55 q
5	LOPES Patrícia	POR	11 JUL 1982	4	0.326	56.78 PB
6	RANTA Ilona	FIN	28 OCT 1982	3	0.209	56.94 SB
7	FURLONG Brona	IRL	23 NOV 1986	5	0.320	58.13
8	GÜRLER Özge	TUR	17 JUN 1985	7	0.210	58.98

**400m Hurdles Women**
**Round 1 Heat 4 (4)**
**27 JUL 2010 / 10:24**

Rank	Name	Nat	Date of Birth	Lane	Reaction time	Result
1	ANTYUKH Natalya	RUS	26 JUN 1981	3	0.249	54.29 Q
2	KOHLMANN Fabienne	GER	6 NOV 1989	4	0.187	55.69 Q PB
3	ZUNDA Ieva	LAT	20 JUL 1978	1	0.262	56.02 Q SB
4	KOSCIELNIAK Marzena	POL	28 DEC 1989	7	0.449	56.52 q PB
5	PETERSEN Sara	DEN	9 APR 1987	6	0.242	57.28 SB
6	RABCHENYUK Anastasiya	UKR	14 SEP 1983	2	0.239	57.72
7	VOLFOVÁ Kristina	CZE	16 MAY 1988	8	0.294	58.42
8	SHAROYAN Amaliya	ARM	19 JUN 1988	5		1:03.37

Qualified: First 3 in each heat (Q) and 4 best performers (q) advance to the Semifinals

 INTERNET Service: [www.european-athletics.org](http://www.european-athletics.org)

 Timing, Measurement & Data Service by  OMEGA

printed at TUE 27 JUL 2010 21:58

Page 16 of 25



**Results Day 1**


**Long Jump Women  
Qualification**

27 JUL 2010 / 12:30

Rank	Name	Nat	Date of Birth	Order	Result
1	KOLCHANOVA Lyudmila	RUS	1 OCT 1979	1	6.87 Q
2	GOMES Naide	POR	20 NOV 1979	2	6.81 Q SB
3	JAGACIAK Anna	POL	10 FEB 1990	6	6.74 Q PB
4	RADEVICA Ineta	LAT	13 JUL 1981	10	6.72 Q
4	RYBALKO Viktoriya	UKR	26 OCT 1982	9	6.72 Q
6	VELDAKOVA Jana	SVK	3 JUN 1981	6	6.69 Q
7	RENSTRØM Margrethe	NOR	21 MAR 1985	8	6.68 Q NR
8	MEDGYESOVA Renata	SVK	28 JAN 1983	12	6.66 Q
9	MIRONCHYK Nastassia	BLR	13 APR 1989	2	6.66 Q
10	KUCHERENKO Olga	RUS	5 NOV 1985	4	6.65 Q
11	SPANOVIC Ivana	SRB	10 MAY 1990	8	6.63 q
12	KLÜFT Carolina	SWE	2 FEB 1983	4	6.62 q SB
13	PUSTERLA Irène	SUI	21 JUN 1988	5	6.62
14	KÄTHER Nadja	GER	29 SEP 1988	7	6.61
15	GRIVA Lauma	LAT	27 OCT 1984	10	6.60 PB
16	BALTA Ksenija	EST	11 JAN 1986	1	6.53
17	KAPPLER Bianca	GER	8 AUG 1977	3	6.50
18	KOTOVA Tatyana	RUS	11 DEC 1976	5	6.48
19	DEIAC Cornelia	ROU	20 MAR 1988	3	6.46
20	KOLARIC Nina	SLO	12 DEC 1986	11	6.43
21	ANDRIJAUSKAITE Lina	LTU	29 MAY 1987	9	6.35 PB
22	MONTANER Concepción	ESP	14 JAN 1981	11	6.34
23	TIGAU Viorica	ROU	12 AUG 1979	12	6.21
24	CAMILLERI Rebecca	MLT	6 JUL 1985	13	5.93
	PROPER Kelly	IRL	1 MAY 1988	7	NM

	1	2	3
1	KOLCHANOVA L	x (+1.5)	6.87 (+2.6)
2	GOMES N	6.81 (+1.4)	
3	JAGACIAK A	6.42 (+1.2)	6.74 (+1.5)
4	RADEVICA I	6.72 (+2.1)	
4	RYBALKO V	6.72 (+1.9)	
6	VELDAKOVA J	x (+1.8)	6.69 (+2.1)
7	RENSTRØM M	x (+1.5)	6.68 (+1.3)
8	MEDGYESOVA R	6.53 (+0.4)	6.66 (+1.0)
9	MIRONCHYK N	6.66 (+1.0)	
10	KUCHERENKO O	6.65 (+3.0)	
11	SPANOVIC I	6.61 (+2.9)	6.63 (+3.0)
12	KLÜFT C	6.62 (+1.3)	x (+1.9)
13	PUSTERLA I	6.37 (-1.1)	6.62 (+0.1)
14	KÄTHER N	x (+0.5)	6.31 (+3.1)
15	GRIVA L	6.23 (-0.2)	6.41 (+0.9)
16	BALTA K	6.34 (-0.6)	6.53 (+2.4)
17	KAPPLER B	6.46 (+2.5)	6.29 (+0.1)
18	KOTOVA T	6.48 (+0.9)	6.48 (+1.1)
19	DEIAC C	6.46 (+2.2)	6.46 (+1.5)
20	KOLARIC N	x (+3.1)	6.43 (+2.7)
21	ANDRIJAUSKAITE L	5.51 (+0.4)	6.31 (+2.1)
22	MONTANER C	6.34 (+1.0)	x (-0.3)
23	TIGAU V	6.21 (+2.1)	x (+1.2)
24	CAMILLERI R	5.82 (+0.5)	5.93 (0.0)
	PROPER K	x (-0.4)	x (+1.5)

INTERNET Service: [www.european-athletics.org](http://www.european-athletics.org)

Timing, Measurement & Data Service by  OMEGA

printed at TUE 27 JUL 2010 21:58

Page 17 of 25

## Results Day 1

**Long Jump Women  
Qualification Group A**

27 JUL 2010 / 12:30

Rank	Name	Nat	Date of Birth	Order	Result
1	KOLCHANOVA Lyudmila	RUS	1 OCT 1979	1	6.87 Q
2	GOMES Naide	POR	20 NOV 1979	2	6.81 Q SB
3	JAGACIAK Anna	POL	10 FEB 1990	6	6.74 Q PB
4	RYBALKO Viktoriya	UKR	26 OCT 1982	9	6.72 Q
5	MEDGYESOVA Renata	SVK	28 JAN 1983	12	6.66 Q
6	SPANOVIC Ivana	SRB	10 MAY 1990	8	6.63 q
7	KLÜFT Carolina	SWE	2 FEB 1983	4	6.62 q SB
8	GRIVA Lauma	LAT	27 OCT 1984	10	6.60 PB
9	KAPPLER Bianca	GER	8 AUG 1977	3	6.50
10	KOTOVA Tatyana	RUS	11 DEC 1976	5	6.48
11	MONTANER Concepción	ESP	14 JAN 1981	11	6.34
	PROPER Kelly	IRL	1 MAY 1988	7	NM

	1	2	3
1	KOLCHANOVA L	x (+1.5)	6.87 (+2.6)
2	GOMES N	6.81 (+1.4)	
3	JAGACIAK A	6.42 (+1.2)	6.74 (+1.5)
4	RYBALKO V	6.72 (+1.9)	
5	MEDGYESOVA R	6.53 (+0.4)	6.66 (+1.0)
6	SPANOVIC I	6.61 (+2.9)	6.63 (+3.0)
7	KLÜFT C	6.62 (+1.3)	x (+1.9)
8	GRIVA L	6.23 (-0.2)	6.41 (+0.9)
9	KAPPLER B	6.46 (+2.5)	6.29 (+0.1)
10	KOTOVA T	6.48 (+0.9)	6.48 (+1.1)
11	MONTANER C	6.34 (+1.0)	x (-0.3)
	PROPER K	x (-0.4)	x (+1.5)

**Long Jump Women  
Qualification Group B**

27 JUL 2010 / 12:30

Rank	Name	Nat	Date of Birth	Order	Result
1	RADEVICA Ineta	LAT	13 JUL 1981	10	6.72 Q
2	VELDAKOVA Jana	SVK	3 JUN 1981	6	6.69 Q
3	RENSTRØM Margrethe	NOR	21 MAR 1985	8	6.68 Q NR
4	MIRONCHYK Nastassia	BLR	13 APR 1989	2	6.66 Q
5	KUCHERENKO Olga	RUS	5 NOV 1985	4	6.65 Q
6	PUSTERLA Irène	SUI	21 JUN 1988	5	6.62
7	KÄTHER Nadja	GER	29 SEP 1988	7	6.61
8	BALTA Ksenija	EST	11 JAN 1986	1	6.53
9	DEIAC Cornelia	ROU	20 MAR 1988	3	6.46
10	KOLARIC Nina	SLO	12 DEC 1986	11	6.43
11	ANDRIJAUSKAITE Lina	LTU	29 MAY 1987	9	6.35 PB
12	TIGAU Viorica	ROU	12 AUG 1979	12	6.21
13	CAMILLERI Rebecca	MLT	6 JUL 1985	13	5.93

	1	2	3
1	RADEVICA I	6.72 (+2.1)	
2	VELDAKOVA J	x (+1.8)	6.69 (+2.1)
3	RENSTRØM M	x (+1.5)	6.68 (+1.3)
4	MIRONCHYK N	6.66 (+1.0)	
5	KUCHERENKO O	6.65 (+3.0)	
6	PUSTERLA I	6.37 (-1.1)	6.62 (+0.1)
7	KÄTHER N	x (+0.5)	6.31 (+3.1)
8	BALTA K	6.34 (-0.6)	6.53 (+2.4)
9	DEIAC C	6.46 (+2.2)	6.46 (+1.5)
10	KOLARIC N	x (+3.1)	6.43 (+2.7)
11	ANDRIJAUSKAITE L	5.51 (+0.4)	6.31 (+2.1)
12	TIGAU V	6.21 (+2.1)	x (+1.2)
13	CAMILLERI R	5.82 (+0.5)	5.93 (0.0)

Qualified: qualifying perf. 6.65 (Q) or 12 best performers (q) to the advance to the Final

 INTERNET Service: [www.european-athletics.org](http://www.european-athletics.org)

 Timing, Measurement & Data Service by  OMEGA

printed at TUE 27 JUL 2010 21:58

Page 18 of 25

## Results Day 1

**Shot Put Women  
Qualification**

27 JUL 2010 / 10:30

Rank	Name	Nat	Date of Birth	Order	Result
1	KLEINERT Nadine	GER	20 OCT 1975	2	18.98 Q
2	LAMMERT Petra	GER	3 MAR 1984	4	18.48 Q
3	MIKHNEVICH Natallia	BLR	25 MAY 1982	9	18.46 Q
4	OSTAPCHUK Nadzeya	BLR	12 OCT 1980	6	18.44 Q
5	ROSA Chiara	ITA	28 JAN 1983	8	18.26 Q
6	IVANOVA Olga	RUS	6 APR 1979	8	17.93 Q
7	BOEKELMAN Melissa	NED	11 MAY 1989	9	17.89 Q
8	MÁRTON Anita	HUN	15 JAN 1989	1	17.84 Q
9	KEVKHISHVILI Mariam	GEO	17 SEP 1985	5	17.78 Q
10	HINRICHS Denise	GER	7 JUN 1987	6	17.72 Q
11	PRAVALINSKAY-KAROLCHYK Yanina	BLR	26 DEC 1976	4	17.68 Q
12	AVDEYEVA Anna	RUS	6 APR 1985	10	17.66 Q
13	SKUJYTE Austra	LTU	12 AUG 1979	3	17.62 Q SB
14	ENGMAN Helena	SWE	16 JUN 1976	7	17.55 Q
15	RUIZ Úrsula	ESP	11 AUG 1983	1	16.79
16	BORGES Maria Antónia	POR	11 OCT 1983	7	16.08
17	QUINTANAL Irache	ESP	18 SEP 1978	2	16.01
18	MAVRODIEVA Radoslava	BUL	13 MAR 1987	5	15.58
19	KÁRNÍKOVÁ Jana	CZE	14 FEB 1981	3	15.56


Rank	Name	Result	Order
1	KLEINERT N	18.98	2
2	LAMMERT P	18.48	4
3	MIKHNEVICH N	18.46	9
4	OSTAPCHUK N	18.44	6
5	ROSA C	16.35	18.26
6	IVANOVA O	17.93	
7	BOEKELMAN M	17.13	x
8	MÁRTON A	17.84	17.89
9	KEVKHISHVILI M	16.62	17.36
10	HINRICHS D	17.72	17.78
11	PRAVALINSKAY-KAROL	17.68	
12	AVDEEVA A	17.66	
13	SKUJYTE A	17.30	17.62
14	ENGMAN H	17.32	17.55
15	RUIZ Ú	15.68	16.79
16	BORGES M	15.42	x
17	QUINTANAL I	x	16.01
18	MAVRODIEVA R	x	15.58
19	KÁRNÍKOVÁ J	x	15.54

**Shot Put Women**
**Qualification Group A**

27 JUL 2010 / 10:30

Rank	Name	Nat	Date of Birth	Order	Result
1	MIKHNEVICH Natallia	BLR	25 MAY 1982	9	18.46 Q
2	ROSA Chiara	ITA	28 JAN 1983	8	18.26 Q
3	MÁRTON Anita	HUN	15 JAN 1989	1	17.84 Q
4	HINRICHS Denise	GER	7 JUN 1987	6	17.72 Q
5	PRAVALINSKAY-KAROLCHYK Yanina	BLR	26 DEC 1976	4	17.68 Q
6	AVDEYEVA Anna	RUS	6 APR 1985	10	17.66 Q
7	SKUJYTE Austra	LTU	12 AUG 1979	3	17.62 Q SB
8	BORGES Maria Antónia	POR	11 OCT 1983	7	16.08
9	QUINTANAL Irache	ESP	18 SEP 1978	2	16.01
10	MAVRODIEVA Radoslava	BUL	13 MAR 1987	5	15.58

INTERNET Service: [www.european-athletics.org](http://www.european-athletics.org)

Timing, Measurement & Data Service by  OMEGA

printed at TUE 27 JUL 2010 21:58

Page 19 of 25

**Results Day 1**
**Qualification Group A (cont.)**

Qualification Group A		1	2	3
1	MIKHNEVICH N	18.46		
2	ROSA C	16.35	18.26	
3	MÁRTON A	17.84		
4	HINRICHS D	17.72		
5	PRAVALINSKAY-KAROL	17.68		
6	AVDEEVA A	17.66		
7	SKUJYTE A	17.30	17.62	
8	BORGES M	15.42	x	16.08
9	QUINTANAL I	x	16.01	x
10	MAVRODIEVA R	x	15.58	x

**Shot Put Women**
**Qualification Group B**
**27 JUL 2010 / 10:30**

Rank	Name	Nat	Date of Birth	Order	Result
1	KLEINERT Nadine	GER	20 OCT 1975	2	18.98 Q
2	LAMMERT Petra	GER	3 MAR 1984	4	18.48 Q
3	OSTAPCHUK Nadzeya	BLR	12 OCT 1980	6	18.44 Q
4	IVANOVA Olga	RUS	6 APR 1979	8	17.93 Q
5	BOEKELMAN Melissa	NED	11 MAY 1989	9	17.89 Q
6	KEVKHISHVILI Mariam	GEO	17 SEP 1985	5	17.78 Q
7	ENGMAN Helena	SWE	16 JUN 1976	7	17.55 Q
8	RUIZ Úrsula	ESP	11 AUG 1983	1	16.79
9	KÁRNÍKOVÁ Jana	CZE	14 FEB 1981	3	15.56

		1	2	3
1	KLEINERT N	18.98		
2	LAMMERT P	18.48		
3	OSTAPCHUK N	18.44		
4	IVANOVA O	17.93		
5	BOEKELMAN M	17.13	x	17.89
6	KEVKHISHVILI M	16.62	17.36	17.78
7	ENGMAN H	17.32	17.55	
8	RUIZ Ú	15.68	16.79	16.04
9	KÁRNÍKOVÁ J	x	15.54	15.56

**Qualified:** qualifying perf. 17.50 (Q) or 12 best performers (q) to the advance to the Final

**Shot Put Women**
**Final**
**27 JUL 2010 / 19:35**

Rank	Name	Nat	Date of Birth	Order	Result
1	OSTAPCHUK Nadzeya	BLR	12 OCT 1980	8	20.48
2	MIKHNEVICH Natalia	BLR	25 MAY 1982	12	19.53
3	AVDEYEVA Anna	RUS	6 APR 1985	11	19.39 SB
4	PRAVALINSKAY-KAROLCHYK Yanina	BLR	26 DEC 1976	14	19.29
5	IVANOVA Olga	RUS	6 APR 1979	4	19.02
6	LAMMERT Petra	GER	3 MAR 1984	5	18.94
7	KLEINERT Nadine	GER	20 OCT 1975	2	18.94
8	HINRICHS Denise	GER	7 JUN 1987	10	18.48
9	ENGMAN Helena	SWE	16 JUN 1976	6	18.11
10	KEVKHISHVILI Mariam	GEO	17 SEP 1985	7	17.87
11	MÁRTON Anita	HUN	15 JAN 1989	9	17.78
12	SKUJYTE Austra	LTU	12 AUG 1979	13	17.72 SB
13	ROSA Chiara	ITA	28 JAN 1983	3	17.49
14	BOEKELMAN Melissa	NED	11 MAY 1989	1	17.32

**INTERNET Service: [www.european-athletics.org](http://www.european-athletics.org)**
**Timing, Measurement & Data Service by  OMEGA**

printed at TUE 27 JUL 2010 21:58

Page 20 of 25

### Results Day 1

**Final (cont.)**

Final		1	2	3	4	5	6
1	OSTAPCHUK N	19.67	x	x	20.43	x	20.48
2	MIKHNEVICH N	17.71	19.52	19.27	x	19.09	19.53
3	AVDEEVA A	18.25	x	19.25	18.53	18.57	19.39
4	PRAVALINSKAY-KAROL	x	18.69	19.29	x	19.19	19.29
5	IVANOVA O	18.04	18.97	18.46	18.74	x	19.02
6	LAMMERT P	18.84	x	18.73	18.68	18.94	18.92
7	KLEINERT N	18.94	18.61	18.59	18.71	x	x
8	HINRICH S D	18.13	x	18.42	18.48	18.19	x
9	ENGMAN H	17.60	17.07	18.11			
10	KEVKHISHVILI M	17.71	x	17.87			
11	MÁRTON A	17.28	17.53	17.78			
12	SKUJYTE A	17.72	16.96	17.54			
13	ROSA C	17.29	17.49	x			
14	BOEKELMAN M	17.11	x	17.32			

**Discus Women**
**Qualification**
**27 JUL 2010 / 12:45**

Rank	Name	Nat	Date of Birth	Order	Result
1	GRASU Nicoleta	ROU	11 SEP 1971	11	62.10 Q
2	MÜLLER Nadine	GER	21 NOV 1985	4	60.54 Q
3	POTEPA Wioletta	POL	13 DEC 1980	6	60.45 Q
4	TOMASEVIC Dragana	SRB	4 JUN 1982	7	59.24 q
5	SENDRIUTE Zinaida	LTU	10 JUN 1984	3	58.98 q SB
6	SÖDERBERG Anna	SWE	11 JUN 1973	5	58.96 q
7	WISNIEWSKA Joanna	POL	24 MAY 1972	11	58.93 q
8	RUMPF Sabine	GER	18 MAR 1983	1	58.41 q
9	JANSEN Monique	NED	3 OCT 1978	12	57.75 q
10	PERKOVIC Sandra	CRO	21 JUN 1990	6	57.70 q
11	SADOVA Natalya	RUS	15 JUL 1972	9	57.19 q
12	SAYKINA Svetlana	RUS	10 JUL 1985	3	56.32 q
13	GLANC Zaneta	POL	11 MAR 1983	10	55.50
14	CÁ Liliána	POR	5 NOV 1986	2	55.47
15	KARSAK Kateryna	UKR	26 DEC 1985	8	55.41
16	BEGIC Vera	CRO	17 MAR 1982	7	55.04
17	LARSSON Sofia	SWE	22 JUL 1988	9	54.50
18	ETHOLM Grete	NOR	25 JAN 1976	10	54.01
19	BORDIGNON Laura	ITA	26 MAR 1981	5	53.82
20	KÄMÄRÄINEN Sanna	FIN	8 FEB 1986	1	53.07
21	QUINTANAL Irache	ESP	18 SEP 1978	4	50.81
	CECHLOVÁ Vera	CZE	19 NOV 1978	2	NM
	KOMULAINEN Tanja	FIN	2 MAR 1980	8	NM

### Results Day 1

**Qualification (cont.)**

Qualification		1	2	3
1	GRASU N	x	55.60	62.10
2	MÜLLER N	60.54		
3	POTEPA W	x	56.91	60.45
4	TOMASEVIC D	58.60	59.24	57.89
5	SENDRIUTE Z	57.51	58.98	x
6	SÖDERBERG A	58.96	57.97	x
7	WISNIEWSKA J	58.93	57.82	58.67
8	RUMPF S	57.87	x	58.41
9	JANSEN M	55.09	55.83	57.75
10	PERKOVIC S	49.25	57.70	x
11	SADOVA N	54.96	57.19	x
12	SAYKINA S	55.42	10.55	56.32
13	GLANC Z	x	x	55.50
14	CÁ L	52.63	55.47	x
15	KARSAK K	x	55.41	x
16	BEGIC V	54.66	x	55.04
17	LARSSON S	x	50.69	54.50
18	ETHOLM G	40.63	52.17	54.01
19	BORDIGNON L	53.82	52.59	x
20	KÄMÄRÄINEN S	53.07	52.94	x
21	QUINTANAL I	48.40	50.81	x
	CECHLOVÁ V	x	x	x
	KOMULAINEN T	x	x	x

**Discus Women**
**Qualification Group A**
**27 JUL 2010 / 12:45**

Rank	Name	Nat	Date of Birth	Order	Result
1	TOMASEVIC Dragana	SRB	4 JUN 1982	7	59.24 q
2	SENDRIUTE Zinaida	LTU	10 JUN 1984	3	58.98 q SB
3	SÖDERBERG Anna	SWE	11 JUN 1973	5	58.96 q
4	WISNIEWSKA Joanna	POL	24 MAY 1972	11	58.93 q
5	RUMPF Sabine	GER	18 MAR 1983	1	58.41 q
6	JANSEN Monique	NED	3 OCT 1978	12	57.75 q
7	PERKOVIC Sandra	CRO	21 JUN 1990	6	57.70 q
8	SADOVA Natalya	RUS	15 JUL 1972	9	57.19 q
9	CÁ Liliana	POR	5 NOV 1986	2	55.47
10	ETHOLM Grete	NOR	25 JAN 1976	10	54.01
11	QUINTANAL Irache	ESP	18 SEP 1978	4	50.81
	KOMULAINEN Tanja	FIN	2 MAR 1980	8	NM

		1	2	3
1	TOMASEVIC D	58.60	59.24	57.89
2	SENDRIUTE Z	57.51	58.98	x
3	SÖDERBERG A	58.96	57.97	x
4	WISNIEWSKA J	58.93	57.82	58.67
5	RUMPF S	57.87	x	58.41
6	JANSEN M	55.09	55.83	57.75
7	PERKOVIC S	49.25	57.70	x
8	SADOVA N	54.96	57.19	x
9	CÁ L	52.63	55.47	x
10	ETHOLM G	40.63	52.17	54.01
11	QUINTANAL I	48.40	50.81	x
	KOMULAINEN T	x	x	x

**Results Day 1**
**Discus Women**  
**Qualification Group B**
**27 JUL 2010 / 13:55**


Rank	Name	Nat	Date of Birth	Order	Result
1	GRASU Nicoleta	ROU	11 SEP 1971	11	62.10 Q
2	MÜLLER Nadine	GER	21 NOV 1985	4	60.54 Q
3	POTEPA Wioletta	POL	13 DEC 1980	6	60.45 Q
4	SAYKINA Svetlana	RUS	10 JUL 1985	3	56.32 q
5	GLANC Zaneta	POL	11 MAR 1983	10	55.50
6	KARSAK Kateryna	UKR	26 DEC 1985	8	55.41
7	BEGIC Vera	CRO	17 MAR 1982	7	55.04
8	LARSSON Sofia	SWE	22 JUL 1988	9	54.50
9	BORDIGNON Laura	ITA	26 MAR 1981	5	53.82
10	KÄMÄRÄINEN Sanna	FIN	8 FEB 1986	1	53.07
	CECHLOVÁ Vera	CZE	19 NOV 1978	2	NM

	1	2	3
1	GRASU N	x	62.10
2	MÜLLER N	60.54	
3	POTEPA W	x	60.45
4	SAYKINA S	55.42	56.32
5	GLANC Z	x	55.50
6	KARSAK K	x	x
7	BEGIC V	54.66	55.04
8	LARSSON S	x	54.50
9	BORDIGNON L	53.82	x
10	KÄMÄRÄINEN S	53.07	x
	CECHLOVÁ V	x	x

**Qualified:** qualifying perf. 60.00 (Q) or 12 best performers (q) to the advance to the Final

**Javelin Women**
**Qualification**
**27 JUL 2010 / 19:05**

Rank	Name	Nat	Date of Birth	Order	Result
1	SPOTÁKOVÁ Barbora	CZE	30 JUN 1981	1	65.56 Q
2	OBERGFÖLL Christina	GER	22 AUG 1981	1	65.05 Q
3	ABAKUMOVA Mariya	RUS	15 JAN 1986	3	62.52 Q
4	RATEJ Martina	SLO	2 NOV 1981	3	61.92 Q
5	MOLITOR Katharina	GER	8 NOV 1983	9	59.74 Q
6	PALAMEIKA Madara	LAT	18 JUN 1987	4	58.85 q
7	KLIMESOVÁ Jarmila	CZE	9 FEB 1981	6	58.45 q
8	STAHL Linda	GER	2 OCT 1985	10	57.42 q
9	JELACA Tatjana	SRB	10 AUG 1990	7	56.89 q
10	CHILLA Mercedes	ESP	19 JAN 1980	5	56.78 q
11	BANI Zahra	ITA	31 DEC 1979	2	56.68 q
12	HJÁLMSDÓTTIR Ásdís	ISL	28 OCT 1985	6	56.55 q
13	OZOLINA Sinta	LAT	26 FEB 1988	8	56.11
14	CROLLA Bregje	NED	31 JAN 1986	9	55.82
15	NEGOITA Maria	ROU	6 DEC 1986	4	55.68
16	PAUER Elisabeth	AUT	1 MAY 1983	2	53.45
17	REBRYK Vira	UKR	25 FEB 1989	10	52.31
18	MOLDOVAN TILEA Felicia	ROU	29 SEP 1967	7	46.51
19	DEKKERS Evelien	NED	28 APR 1988	11	46.37
	SORMUNEN Oona	FIN	2 AUG 1989	5	NM
	LÍKA Sávva	GRE	27 JUN 1970	8	DNS

**INTERNET Service: [www.european-athletics.org](http://www.european-athletics.org)**
**Timing, Measurement & Data Service by  OMEGA**

printed at TUE 27 JUL 2010 21:58

Page 23 of 25

### Results Day 1

**Qualification (cont.)**

Qualification		1	2	3
1	SPOTÁKOVÁ B	65.56		
2	OBERGFÖLL C	65.05		
3	ABAKUMOVA M	x	56.15	62.52
4	RATEJ M	61.92		
5	MOLITOR K	59.74		
6	PALAMEIKA M	58.06	53.82	58.85
7	KLIMESOVÁ J	52.26	51.57	58.45
8	STAHL L	x	57.42	x
9	JELACA T	53.64	52.07	56.89
10	CHILLA M	56.78	x	x
11	BANI Z	56.68	x	52.19
12	HJÁLMSDÓTTIR Á	49.47	51.55	56.55
13	OZOLINA S	53.99	x	56.11
14	CROLLA B	55.82	51.95	55.33
15	NEGOITA M	55.68	54.49	55.34
16	PAUER E	53.45	x	53.02
17	REBRYK V	x	52.31	51.09
18	MOLDOVAN TILEA F	x	x	46.51
19	DEKKERS E	x	x	46.37
	SORMUNEN O	x	x	x
	LÍKA S			


**Javelin Women**
**Qualification Group A**

27 JUL 2010 / 19:05

Rank	Name	Nat	Date of Birth	Order	Result
1	OBERGFÖLL Christina	GER	22 AUG 1981	1	65.05 Q
2	ABAKUMOVA Mariya	RUS	15 JAN 1986	3	62.52 Q
3	MOLITOR Katharina	GER	8 NOV 1983	9	59.74 Q
4	PALAMEIKA Madara	LAT	18 JUN 1987	4	58.85 q
5	KLIMESOVÁ Jarmila	CZE	9 FEB 1981	6	58.45 q
6	BANI Zahra	ITA	31 DEC 1979	2	56.68 q
7	REBRYK Vira	UKR	25 FEB 1989	10	52.31
8	MOLDOVAN TILEA Felicia	ROU	29 SEP 1967	7	46.51
9	DEKKERS Evelien	NED	28 APR 1988	11	46.37
	SORMUNEN Oona	FIN	2 AUG 1989	5	NM
	LÍKA Sávva	GRE	27 JUN 1970	8	DNS

		1	2	3
1	OBERGFÖLL C	65.05		
2	ABAKUMOVA M	x	56.15	62.52
3	MOLITOR K	59.74		
4	PALAMEIKA M	58.06	53.82	58.85
5	KLIMESOVÁ J	52.26	51.57	58.45
6	BANI Z	56.68	x	52.19
7	REBRYK V	x	52.31	51.09
8	MOLDOVAN TILEA F	x	x	46.51
9	DEKKERS E	x	x	46.37
	SORMUNEN O	x	x	x
	LÍKA S			

INTERNET Service: [www.european-athletics.org](http://www.european-athletics.org)

Timing, Measurement & Data Service by  OMEGA

printed at TUE 27 JUL 2010 21:58

Page 24 of 25



**Results Day 1**
**Javelin Women  
Qualification Group B**

27 JUL 2010 / 20:30

Rank	Name	Nat	Date of Birth	Order	Result
1	SPOTÁKOVÁ Barbora	CZE	30 JUN 1981	1	65.56 Q
2	RATEJ Martina	SLO	2 NOV 1981	3	61.92 Q
3	STAHL Linda	GER	2 OCT 1985	10	57.42 q
4	JELACA Tatjana	SRB	10 AUG 1990	7	56.89 q
5	CHILLA Mercedes	ESP	19 JAN 1980	5	56.78 q
6	HJÁLMSDÓTTIR Ásdís	ISL	28 OCT 1985	6	56.55 q
7	OZOLINA Sinta	LAT	26 FEB 1988	8	56.11
8	CROLLA Bregje	NED	31 JAN 1986	9	55.82
9	NEGOITA Maria	ROU	6 DEC 1986	4	55.68
10	PAUER Elisabeth	AUT	1 MAY 1983	2	53.45

1

2

3

1	SPOTÁKOVÁ B	65.56		
2	RATEJ M	61.92		
3	STAHL L	x	57.42	x
4	JELACA T	53.64	52.07	56.89
5	CHILLA M	56.78	x	x
6	HJÁLMSDÓTTIR Á	49.47	51.55	56.55
7	OZOLINA S	53.99	x	56.11
8	CROLLA B	55.82	51.95	55.33
9	NEGOITA M	55.68	54.49	55.34
10	PAUER E	53.45	x	53.02

Qualified: qualifying perf. 59.50 (Q) or 12 best performers (q) to the advance to the Final