

Results

**Decathlon
100m Men**
19 JUL 2007 / Start Time: 11:40

Rank	Bib	Name	Nat	Lane	Reaction time	Fn	Result	Points
1	540	ELÍASSON Sveinn E.	ISL	3	0.170		10.73	922 PB
2	855	DERZANIC Rok	SLO	5	0.170		10.76	915 PB
3	627	SILKAUSKAS M.	LTU	2	0.168		10.83	899 SB
4	428	AWDE Daniel	GBR	6	0.125	F1	10.85	894 PB
5	57	HECHLER Simon	GER	1	0.148		10.88	888 PB
6	53	FREIMUTH Rico	GER	4	0.174		10.99	863 PB
7	871	DUDAS Mihail	SRB	4	0.126		11.03	854
8	74	PREY Matthias	GER	7	0.155		11.11	836
9	184	MIKHAN Eduard	BLR	8	0.191		11.12	834
10	894	ZÜBLIN Andreas	SUI	3	0.142		11.22	812 PB
11	242	NESVERA Tomás	CZE	7	0.117		11.24	808
12	874	MATIJEVIC Slobodan	SRB	2	0.164		11.26	804
13	241	NEJEDLÝ Adam	CZE	1	0.178		11.30	795
13	890	SANTACRUZ Hugo	SUI	5	0.157		11.30	795
15	677	BODULA Karol	POL	6	0.160		11.30	795 SB
16	369	GEFFROUAIS Florian	FRA	8	0.175		11.33	789
17	819	VASILYEV Daniil	RUS	3	0.160		11.38	778 PB
18	887	FRINGELI Jonas	SUI	6	0.137	F1	11.52	748
19	146	CARTON-DELCOURT B.	BEL	7	0.166		11.52	748 PB
20	663	RISE Lars Vikan	NOR	5	0.147		11.72	707 =SB
21	373	JAMMIER Quentin	FRA	4	0.195		11.73	705
22	390	SOSSAH Mateo	FRA	2	0.177		11.74	703 PB

Decathlon
100m Men Heat 1 (3)
19 JUL 2007 / Start Time: 11:40

Wind: -0.7 m/s

Rank	Bib	Name	Nat	Lane	Reaction time	Fn	Result	Points
1	819	VASILYEV Daniil	RUS	3	0.160		11.38	778 PB
2	887	FRINGELI Jonas	SUI	6	0.137	F1	11.52	748
3	146	CARTON-DELCOURT B.	BEL	7	0.166		11.52	748 PB
4	663	RISE Lars Vikan	NOR	5	0.147		11.72	707 =SB
5	373	JAMMIER Quentin	FRA	4	0.195		11.73	705
6	390	SOSSAH Mateo	FRA	2	0.177		11.74	703 PB

Decathlon
100m Men Heat 2 (3)
19 JUL 2007 / Start Time: 11:45

Wind: +0.1 m/s

Rank	Bib	Name	Nat	Lane	Reaction time	Result	Points
1	53	FREIMUTH Rico	GER	4	0.174	10.99	863 PB
2	894	ZÜBLIN Andreas	SUI	3	0.142	11.22	812 PB
3	242	NESVERA Tomás	CZE	7	0.117	11.24	808
4	874	MATIJEVIC Slobodan	SRB	2	0.164	11.26	804
5	241	NEJEDLÝ Adam	CZE	1	0.178	11.30	795
5	890	SANTACRUZ Hugo	SUI	5	0.157	11.30	795
7	677	BODULA Karol	POL	6	0.160	11.30	795 SB
8	369	GEFFROUAIS Florian	FRA	8	0.175	11.33	789

 INTERNET Service: www.european-athletics.org

Data Service sponsored by EPSON

Timing and Result Service by ST SPORTSERVICE

printed at THU 19 JUL 2007 20:08

Page 1 of 38

INTERNATIONAL TECHNICAL PARTNER



INSTITUTIONS








Results

Decathlon
100m Men Heat 3 (3)
19 JUL 2007 / Start Time: 11:50

Wind: +0.3 m/s

Rank	Bib	Name	Nat	Lane	Reaction time	Fn	Result	Points
1	540	ELÍASSON Sveinn E.	ISL	3	0.170		10.73	922 PB
2	855	DERZANIC Rok	SLO	5	0.170		10.76	915 PB
3	627	SILKAUSKAS M.	LTU	2	0.168		10.83	899 SB
4	428	AWDE Daniel	GBR	6	0.125	F1	10.85	894 PB
5	57	HECHLER Simon	GER	1	0.148		10.88	888 PB
6	871	DUDAS Mihail	SRB	4	0.126		11.03	854
7	74	PREY Matthias	GER	7	0.155		11.11	836
8	184	MIKHAN Eduard	BLR	8	0.191		11.12	834

100m Men
Round 1
19 JUL 2007 / Start Time: 15:20

Rank	Bib	Name	Nat	Lane	Reaction time	Fn	Result	
1	77	REUS Julian	GER	3	0.148		10.45	Q
2	551	AITA Giuseppe	ITA	3			10.50	Q PB
3	377	LESOURD Yannick	FRA	4	0.153		10.51	Q
4	455	YEARWOOD Leevan	GBR	6	0.190		10.53	Q
5	891	SCHENKEL Reto	SUI	2			10.55	Q SB
6	483	AGGELÁKIS Ággelos	GRE	4			10.59	Q PB
6	595	MISANS Elvijs	LAT	8	0.162		10.59	Q PB
8	385	NUBRET Nyls	FRA	6		F1	10.60	q
9	426	ALAKA James	GBR	3	0.188		10.62	Q
9	6	CODRINGTON Giovanni	NED	7	0.204		10.62	Q SB
11	710	ZACZEK Artur	POL	8	0.195		10.63	Q PB
12	291	WEE Luis	ESP	5	0.133		10.66	Q
13	173	COVIC Nedim	BIH	7	0.163		10.67	q =PB
14	884	ASANTE Kwasi Ofosu	SUI	4	0.159		10.72	q PB
15	950	SENCER Semih	TUR	8			10.73	q SB
16	562	DEIMICHEI Davide	ITA	2	0.150		10.73	
17	658	BERNTSEN Philip Bjørnå	NOR	3	0.155		10.76	=PB
17	128	CHUDAREK Bernhard	AUT	5	0.211	F1	10.76	
19	892	SCHWEIZER Jona	SUI	7	0.141		10.77	Q
20	507	ANTALÓCZY Csaba	HUN	5	0.188	F1	10.78	
21	624	SKRABULIS Martas	LTU	4	0.153		10.81	PB
22	135	REITER Lukas	AUT	6	0.165		10.82	
23	555	BERTI RIGO Luca	ITA	6	0.196		10.84	
24	962	KASHCHYEYEV Oleksandr	UKR	7			10.86	
25	378	MARTINET Gregory	FRA	8	0.168		10.87	
26	637	BEBON Yoann	LUX	2	0.136	F1	10.90	
27	639	FESTUS Geraldo	LUX	5			11.01	
28	124	MIRET Angel	AND	2	0.168		11.34	

 INTERNET Service: www.european-athletics.org

Data Service sponsored by EPSON

Timing and Result Service by ST SPORTSERVICE

printed at THU 19 JUL 2007 20:08

Page 2 of 38

INTERNATIONAL TECHNICAL PARTNER



INSTITUTIONS








Results

100m Men
Round 1 Heat 1 (4)
19 JUL 2007 / Start Time: 15:20

Wind: +0.2 m/s

Rank	Bib	Name	Nat	Lane	Reaction time	Fn	Result	
1	377	LESOURD Yannick	FRA	4	0.153		10.51	Q
2	426	ALAKA James	GBR	3	0.188		10.62	Q
3	710	ZACZEK Artur	POL	8	0.195		10.63	Q
4	173	COVIC Nedim	BIH	7	0.163		10.67	q
5	128	CHUDAREK Bernhard	AUT	5	0.211	F1	10.76	
6	555	BERTI RIGO Luca	ITA	6	0.196		10.84	
7	124	MIRET Angel	AND	2	0.168		11.34	

100m Men
Round 1 Heat 2 (4)
19 JUL 2007 / Start Time: 15:25

Wind: +2.3 m/s

Rank	Bib	Name	Nat	Lane	Reaction time	Fn	Result	
1	551	AITA Giuseppe	ITA	3	0.175		10.50	Q
2	891	SCHENKEL Reto	SUI	2	0.157		10.55	Q
3	483	AGGELÁKIS Ággelos	GRE	4	0.138		10.59	Q
4	385	NUBRET Nyls	FRA	6		F1	10.60	q
5	950	SENCER Semih	TUR	8	0.179		10.73	q
6	962	KASHCHYEYEV Oleksandr	UKR	7			10.86	
7	639	FESTUS Geraldo	LUX	5			11.01	

100m Men
Round 1 Heat 3 (4)
19 JUL 2007 / Start Time: 15:30

Wind: +0.6 m/s

Rank	Bib	Name	Nat	Lane	Reaction time	Fn	Result	
1	455	YEARWOOD Leevan	GBR	6	0.190		10.53	Q
2	595	MISANS Elvijs	LAT	8	0.162		10.59	Q
3	6	CODRINGTON Giovanni	NED	7	0.204		10.62	Q
4	884	ASANTE Kwasi Ofosu	SUI	4	0.159		10.72	q
5	562	DEIMICHEI Davide	ITA	2	0.149		10.73	
6	658	BERNTSEN Philip Bjørnå	NOR	3	0.155		10.76	
7	507	ANTALÓCZY Csaba	HUN	5	0.188	F1	10.78	

100m Men
Round 1 Heat 4 (4)
19 JUL 2007 / Start Time: 15:35

Wind: -0.2 m/s

Rank	Bib	Name	Nat	Lane	Reaction time	Fn	Result	
1	77	REUS Julian	GER	3	0.148		10.45	Q
2	291	WEE Luis	ESP	5	0.133		10.66	Q
3	892	SCHWEIZER Jona	SUI	7	0.141		10.77	Q
4	624	SKRABULIS Martas	LTU	4	0.153		10.81	
5	135	REITER Lukas	AUT	6	0.165		10.82	
6	378	MARTINET Gregory	FRA	8	0.168		10.87	
7	637	BEBON Yoann	LUX	2	0.136	F1	10.90	

Qualified: First 3 in each heat (Q) and 4 best performers (q) to the Semifinals

Results

**100m Men
Semifinal**
19 JUL 2007 / Start Time: 19:40

Rank	Bib	Name	Nat	Lane	Reaction time	Fn	Result	
1	455	YEARWOOD Leevan	GBR	4	0.160		10.34	Q
2	77	REUS Julian	GER	6	0.179	F1	10.35	Q
3	551	AITA Giuseppe	ITA	6	0.190		10.59	Q
4	595	MISANS Elvijs	LAT	4	0.155	F1	10.60	Q
5	377	LESOURD Yannick	FRA	3	0.165		10.61	Q
6	6	CODRINGTON Giovanni	NED	7	0.176		10.64	Q
7	891	SCHENKEL Reto	SUI	5	0.152		10.67	Q
8	483	AGGELÁKIS Ággelos	GRE	7	0.170		10.67	Q
9	385	NUBRET Nyls	FRA	1	0.171		10.69	
10	291	WEE Luis	ESP	3	0.146		10.71	
11	710	ZACZEK Artur	POL	2	0.165		10.73	
12	426	ALAKA James	GBR	5	0.187		10.77	
13	884	ASANTE Kwasi Ofosu	SUI	1	0.157		10.82	
13	950	SENCER Semih	TUR	8	0.170		10.82	
	173	COVIC Nedim	BIH	8	0.188		DNF	
	892	SCHWEIZER Jona	SUI	2			DNS	

**100m Men
Semifinal 1 (2)**
19 JUL 2007 / Start Time: 19:40

Wind: +0.3 m/s

Rank	Bib	Name	Nat	Lane	Reaction time	Fn	Result	
1	551	AITA Giuseppe	ITA	6	0.190		10.59	Q
2	595	MISANS Elvijs	LAT	4	0.155	F1	10.60	Q
3	377	LESOURD Yannick	FRA	3	0.165		10.61	Q
4	6	CODRINGTON Giovanni	NED	7	0.176		10.64	Q
5	710	ZACZEK Artur	POL	2	0.165		10.73	
6	426	ALAKA James	GBR	5	0.187		10.77	
7	884	ASANTE Kwasi Ofosu	SUI	1	0.157		10.82	
	173	COVIC Nedim	BIH	8	0.188		DNF	

**100m Men
Semifinal 2 (2)**
19 JUL 2007 / Start Time: 19:46

Wind: +0.8 m/s

Rank	Bib	Name	Nat	Lane	Reaction time	Fn	Result	
1	455	YEARWOOD Leevan	GBR	4	0.160		10.34	Q
2	77	REUS Julian	GER	6	0.179	F1	10.35	Q
3	891	SCHENKEL Reto	SUI	5	0.152		10.67	Q
4	483	AGGELÁKIS Ággelos	GRE	7	0.170		10.67	Q
5	385	NUBRET Nyls	FRA	1	0.171		10.69	
6	291	WEE Luis	ESP	3	0.146		10.71	
7	950	SENCER Semih	TUR	8	0.170		10.82	
	892	SCHWEIZER Jona	SUI	2			DNS	

Qualified: First 4 in each heat (Q) to the Final

Results

**400m Men
Round 1**
19 JUL 2007 / Start Time: 17:45

Rank	Bib	Name	Nat	Lane	Reaction time	Fn	Result	
1	367	FONSAT Yannick	FRA	5	0.179		47.15	Q
2	875	MUCI Robert	SRB	5	0.350		47.69	Q
3	384	NAPRIX Bruno	FRA	5	0.328		47.83	Q
3	970	STOLYARCHUK Bohdan	UKR	2	0.280		47.83	Q
5	594	LEITIS Janis	LAT	7	0.295		47.84	Q
6	684	KLACZANSKI Marcin	POL	4	0.244		47.90	Q
7	438	LEVINE Nigel	GBR	5	0.276		47.95	Q
8	798	BAYAZITOV Ruslan	RUS	3	0.246		48.00	Q
9	65	KRÜGER Eric	GER	6	0.359		48.04	Q
10	308	LIIV Taavi	EST	6	0.193		48.06	Q
11	3	VAN DIJK Niels	NED	4	0.213	F1	48.21	Q
12	489	KIRIAKÍDIS Pétros	GRE	3	0.331		48.27	Q
13	759	GEAMBAZU Iulian	ROM	6	0.211		48.29	q
14	706	TYLKOWSKI Krzysztof	POL	2	0.250		48.34	q
15	248	VANEK Petr	CZE	7	0.431		48.37	q
16	177	SUSLOVSKI Boris	BIH	8	0.237	F1	48.56	q
17	508	ARMUTH Gábor	HUN	2	0.220		48.60	
18	283	OROZCO Marc	ESP	4	0.337	F1	48.62	
19	921	HALLINDER Fredrik	SWE	4	0.216		48.94	
20	352	BARDET Julien	FRA	2	0.296		49.07	
21	274	GUERRERO Alejandro	ESP	3	0.295		49.15	
22	305	ANIPAI Asko	EST	3	0.307		49.25	
23	544	FLORENTZ German	ISR	7	0.333		49.71	
24	144	BORLEE Jonathan	BEL	6	0.340		49.79	
25	647	EFREMOV Kristijan	MKD	7	0.288		52.88	
	145	BORLEE Kevin	BEL	8			DNS	

**400m Men
Round 1 Heat 1 (4)**
19 JUL 2007 / Start Time: 17:45

Rank	Bib	Name	Nat	Lane	Reaction time	Fn	Result	
1	384	NAPRIX Bruno	FRA	5	0.328		47.83	Q
2	65	KRÜGER Eric	GER	6	0.359		48.04	Q
3	489	KIRIAKÍDIS Pétros	GRE	3	0.331		48.27	Q
4	248	VANEK Petr	CZE	7	0.431		48.37	q
5	508	ARMUTH Gábor	HUN	2	0.220		48.60	
6	283	OROZCO Marc	ESP	4	0.337	F1	48.62	

**400m Men
Round 1 Heat 2 (4)**
19 JUL 2007 / Start Time: 17:52

Rank	Bib	Name	Nat	Lane	Reaction time	Result	
1	875	MUCI Robert	SRB	5	0.350	47.69	Q
2	684	KLACZANSKI Marcin	POL	4	0.244	47.90	Q
3	798	BAYAZITOV Ruslan	RUS	3	0.246	48.00	Q
4	759	GEAMBAZU Iulian	ROM	6	0.211	48.29	q
5	352	BARDET Julien	FRA	2	0.296	49.07	
6	647	EFREMOV Kristijan	MKD	7	0.288	52.88	
	145	BORLEE Kevin	BEL	8		DNS	

INTERNET Service: www.european-athletics.org
Data Service sponsored by EPSON
Timing and Result Service by ST SPORTSERVICE

printed at THU 19 JUL 2007 20:08

Page 5 of 38


INTERNATIONAL TECHNICAL PARTNER



INSTITUTIONS





Results

400m Men
Round 1 Heat 3 (4)
19 JUL 2007 / Start Time: 17:59

Rank	Bib	Name	Nat	Lane	Reaction time	Fn	Result	
1	438	LEVINE Nigel	GBR	5	0.276		47.95	Q
2	308	LIIV Taavi	EST	6	0.193		48.06	Q
3	3	VAN DIJK Niels	NED	4	0.213	F1	48.21	Q
4	706	TYLKOWSKI Krzysztof	POL	2	0.250		48.34	q
5	177	SUSLOVSKI Boris	BIH	8	0.237	F1	48.56	q
6	274	GUERRERO Alejandro	ESP	3	0.295		49.15	
7	544	FLORENTZ German	ISR	7	0.333		49.71	

400m Men
Round 1 Heat 4 (4)
19 JUL 2007 / Start Time: 18:06

Rank	Bib	Name	Nat	Lane	Reaction time	Result	
1	367	FONSAT Yannick	FRA	5	0.179	47.15	Q
2	970	STOLYARCHUK Bohdan	UKR	2	0.280	47.83	Q
3	594	LEITIS Janis	LAT	7	0.295	47.84	Q
4	921	HALLINDER Fredrik	SWE	4	0.216	48.94	
5	305	ANIPAI Asko	EST	3	0.307	49.25	
6	144	BORLEE Jonathan	BEL	6	0.340	49.79	

Qualified: First 3 in each heat (Q) and 4 best performers (q) to the Semifinals

Decathlon
400m Men
19 JUL 2007 / Start Time: 18:20

Rank	Bib	Name	Nat	Lane	Reaction time	Fn	Result	Points
1	428	AWDE Daniel	GBR	8	0.170	F1	48.16	901
2	540	ELÍASSON Sveinn E.	ISL	3	0.302		48.54	883
3	855	DERZANIC Rok	SLO	1	0.208		49.00	861
4	890	SANTACRUZ Hugo	SUI	7	0.203		49.54	836
5	871	DUDAS Mihail	SRB	6	0.170		49.77	825
6	390	SOSSAH Mateo	FRA	7	0.299		49.80	824
7	74	PREY Matthias	GER	2	0.175		50.43	795
8	369	GEFFROUAIIS Florian	FRA	2	0.206		50.56	789
9	57	HECHLER Simon	GER	6	0.152		50.59	788
10	663	RISE Lars Vikan	NOR	4	0.170		50.80	778
11	241	NEJEDLÝ Adam	CZE	1	0.199		50.83	777
12	53	FREIMUTH Rico	GER	3	0.254	F1	50.85	776
13	627	SILKAUSKAS M.	LTU	3	0.261		51.03	768
14	146	CARTON-DEL COURT B.	BEL	5	0.283		51.17	761
15	184	MIKHAN Eduard	BLR	4	0.303		51.22	759
16	887	FRINGELI Jonas	SUI	5	0.200		51.25	758
17	819	VASILYEV Daniil	RUS	2	0.284		51.52	746
18	677	BODULA Karol	POL	5	0.332		51.56	744
19	242	NESVERA Tomás	CZE	4	0.241		51.79	734
20	894	ZÜBLIN Andreas	SUI	6	0.179		51.82	733
21	373	JAMMIER Quentin	FRA	8	0.219		52.15	718
22	874	MATIJEVIC Slobodan	SRB	7	0.422		52.99	682

 INTERNET Service: www.european-athletics.org

Data Service sponsored by EPSON

Timing and Result Service by ST SPORTSERVICE

printed at THU 19 JUL 2007 20:08

Page 6 of 38

INTERNATIONAL TECHNICAL PARTNER



INSTITUTIONS








Results

Decathlon

400m Men Heat 1 (3)

19 JUL 2007 / Start Time: 18:20

Rank	Bib	Name	Nat	Lane	Reaction time	Result	Points
1	627	SILKAUSKAS M.	LTU	3	0.261	51.03	768 PB
2	146	CARTON-DELCOURT B.	BEL	5	0.283	51.17	761 PB
3	819	VASILYEV Daniil	RUS	2	0.284	51.52	746
4	242	NESVERA Tomás	CZE	4	0.241	51.79	734
5	894	ZÜBLIN Andreas	SUI	6	0.179	51.82	733 PB
6	874	MATIJEVIC Slobodan	SRB	7	0.422	52.99	682

Decathlon

400m Men Heat 2 (3)

19 JUL 2007 / Start Time: 18:26

Rank	Bib	Name	Nat	Lane	Reaction time	Fn	Result	Points
1	890	SANTACRUZ Hugo	SUI	7	0.203		49.54	836 PB
2	369	GEFFROUAIS Florian	FRA	2	0.206		50.56	789
3	57	HECHLER Simon	GER	6	0.152		50.59	788 PB
4	663	RISE Lars Vikan	NOR	4	0.170		50.80	778
5	241	NEJEDLÝ Adam	CZE	1	0.199		50.83	777
6	53	FREIMUTH Rico	GER	3	0.254	F1	50.85	776
7	887	FRINGELI Jonas	SUI	5	0.200		51.25	758
8	373	JAMMIER Quentin	FRA	8	0.219		52.15	718

Decathlon

400m Men Heat 3 (3)

19 JUL 2007 / Start Time: 18:32

Rank	Bib	Name	Nat	Lane	Reaction time	Fn	Result	Points
1	428	AWDE Daniel	GBR	8	0.170	F1	48.16	901
2	540	ELÍASSON Sveinn E.	ISL	3	0.302		48.54	883
3	855	DERZANIC Rok	SLO	1	0.208		49.00	861 PB
4	871	DUDAS Mihail	SRB	6	0.170		49.77	825
5	390	SOSSAH Mateo	FRA	7	0.299		49.80	824 PB
6	74	PREY Matthias	GER	2	0.175		50.43	795
7	184	MIKHAN Eduard	BLR	4	0.303		51.22	759
8	677	BODULA Karol	POL	5	0.332		51.56	744

Results

1500m Men
Round 1
19 JUL 2007 / Start Time: 16:45

Rank	Bib	Name	Nat	Order	Fn	Result	
1	68	LIPUS Daniel	GER	7		3:48.73	Q
2	270	CORRALES Victor	ESP	3	F1	3:48.76	Q PB
3	712	ZIELINSKI Kamil	POL	2		3:49.00	Q
4	561	CRESPI Merihun	ITA	10		3:49.40	Q
5	692	MIANOWICZ Lukasz	POL	11		3:49.59	q
6	159	VANDENABEELE Thibaut	BEL	6		3:49.60	q
7	393	YAZIDI Mehdi	FRA	9		3:49.64	q
8	743	ALBUQUERQUE Bruno	POR	4		3:49.80	q
9	130	KERNBICHLER Felix	AUT	8		3:49.95	PB
10	358	CALANDREAU Benoît	FRA	5		3:50.49	
11	354	BELHARBAZI Otmame	FRA	1		3:51.20	Q
12	152	LONGERICH Ricardo	BEL	6		3:51.31	Q
13	571	SCAPINI Mario	ITA	11		3:51.32	Q
14	893	ZERMATTEN Maxime	SUI	10		3:51.57	Q
15	451	STEVENSON Ricky	GBR	7		3:51.60	
16	55	GERDEL Chris	GER	2		3:52.52	
17	695	MOSTRAG Arkadiusz	POL	4		3:53.10	
18	532	MCCARTHY David	IRL	5		3:53.51	
19	133	PALLITSCH Raphael	AUT	9		3:54.28	
20	267	BONET Oriol	ESP	8		3:56.83	
21	620	KRAKAUSKAS Aidas	LTU	1		3:58.48	
22	653	BERLIN Antoine	MON	3		4:11.50	

1500m Men
Round 1 Heat 1 (2)
19 JUL 2007 / Start Time: 16:45

Rank	Bib	Name	Nat	Order	Result
1	354	BELHARBAZI Otmame	FRA	1	3:51.20 Q
2	152	LONGERICH Ricardo	BEL	6	3:51.31 Q
3	571	SCAPINI Mario	ITA	11	3:51.32 Q
4	893	ZERMATTEN Maxime	SUI	10	3:51.57 Q
5	451	STEVENSON Ricky	GBR	7	3:51.60
6	55	GERDEL Chris	GER	2	3:52.52
7	695	MOSTRAG Arkadiusz	POL	4	3:53.10
8	532	MCCARTHY David	IRL	5	3:53.51
9	133	PALLITSCH Raphael	AUT	9	3:54.28
10	267	BONET Oriol	ESP	8	3:56.83
11	653	BERLIN Antoine	MON	3	4:11.50

Intermediate times: 400m 1:04.16 451 STEVENSON Ricky (GBR)
800m 2:07.53 451 STEVENSON Ricky (GBR)
1200m 3:08.67 152 LONGERICH Ricardo (BEL)

INTERNET Service: www.european-athletics.org
Data Service sponsored by EPSON
Timing and Result Service by ST SPORTSERVICE

printed at THU 19 JUL 2007 20:08

Page 8 of 38

INTERNATIONAL TECHNICAL PARTNER



INSTITUTIONS








Results

1500m Men

Round 1 Heat 2 (2)

19 JUL 2007 / Start Time: 16:55

Rank	Bib	Name	Nat	Order	Fn	Result
1	68	LIPUS Daniel	GER	7		3:48.73 Q
2	270	CORRALES Victor	ESP	3	F1	3:48.76 Q PB
3	712	ZIELINSKI Kamil	POL	2		3:49.00 Q
4	561	CRESPI Merihun	ITA	10		3:49.40 Q
5	692	MIANOWICZ Lukasz	POL	11		3:49.59 q
6	159	VANDENABEELE Thibaut	BEL	6		3:49.60 q
7	393	YAZIDI Mehdi	FRA	9		3:49.64 q
8	743	ALBUQUERQUE Bruno	POR	4		3:49.80 q
9	130	KERNBICHLER Felix	AUT	8		3:49.95 PB
10	358	CALANDREAU Benoît	FRA	5		3:50.49
11	620	KRAKAUSKAS Aidas	LTU	1		3:58.48

Intermediate times: 400m 1:02.80 743 ALBUQUERQUE Bruno (POR)
800m 2:04.93 743 ALBUQUERQUE Bruno (POR)
1200m 3:05.64 270 CORRALES Victor (ESP)

Qualified: First 4 in each heat (Q) and 4 best performers (q) to the Final

10000m Men

Final

19 JUL 2007 / Start Time: 18:45

Rank	Bib	Name	Nat	Order	Result
1	963	LASHYN Dmytro	UKR	13	29:51.58 PB
2	70	MARKOWSKI Matti	GER	3	30:10.75 PB
3	811	POZDYAYKIN Roman	RUS	2	30:13.70
4	518	SZEMETI Péter	HUN	4	30:14.21 PB
5	43	BAUMEISTER Thorsten	GER	11	30:27.03
6	180	BANDARENKA Uladzimir	BLR	15	30:48.05
7	764	SUHANEA Ciprian	ROM	14	30:50.12
8	205	MITSOV Dimcho	BUL	5	30:54.19 PB
9	237	KOUREK Lukás	CZE	6	30:57.42
10	488	KALDÍS Theodósios	GRE	8	30:57.54
11	54	GEIGER Markus	GER	16	30:58.03
12	157	TORFS Sanne	BEL	1	31:11.33
13	16	VAN DEN ENDE Joost	NED	7	31:27.85
14	949	GÖNEN Vedat	TUR	12	31:30.91
15	158	VAN LOON Timothy	BEL	10	31:40.39
16	17	VAN MALSEN Jorit	NED	9	31:53.23
	657	BAKKE Lars Nesbø	NOR	17	DNF

Intermediate times: 1000m 2:59.99 180 BANDARENKA Uladzimir (BLR)
2000m 5:59.90 811 POZDYAYKIN Roman (RUS)
3000m 8:56.99 811 POZDYAYKIN Roman (RUS)
4000m 11:54.84 811 POZDYAYKIN Roman (RUS)
5000m 14:52.49 811 POZDYAYKIN Roman (RUS)
6000m 17:52.48 811 POZDYAYKIN Roman (RUS)
7000m 20:58.27 811 POZDYAYKIN Roman (RUS)
8000m 23:59.97 963 LASHYN Dmytro (UKR)
9000m 26:58.18 963 LASHYN Dmytro (UKR)

INTERNET Service: www.european-athletics.org

Data Service sponsored by EPSON

Timing and Result Service by ST SPORTSERVICE

printed at THU 19 JUL 2007 20:08

Page 9 of 38

INTERNATIONAL TECHNICAL PARTNER



INSTITUTIONS








Results

400m Hurdles Men

Round 1

19 JUL 2007 / Start Time: 14:15

Rank	Bib	Name	Nat	Lane	Reaction time	Result	
1	368	FRANÇOIS Mickaël	FRA	2	0.193	51.09	Q
2	80	SCHIRRMEISTER Silvio	GER	3	0.215	51.43	Q
3	812	SAKAYEV Vyacheslav	RUS	5	0.211	51.79	Q
4	680	CZYZ Radoslaw	POL	6	0.200	51.89	Q
5	453	ULM Toby	GBR	6	0.180	51.99	Q
6	83	SEIGEL Quentin	GER	3	0.171	52.14	q
7	454	WOODWARD Nathan	GBR	4	0.167	52.32	Q
8	131	KURZ Christian	AUT	5	0.172	52.43	q
9	557	CAPOTOSTI Leonardo	ITA	3	0.190	52.57	
10	370	GRILLAS Hugo	FRA	2	0.191	52.58	
11	701	PORZADNY Sebastian	POL	5	0.167	52.60	
12	746	RODRIGUES António	POR	8	0.175	52.93	
13	568	PANIZZA Giacomo	ITA	4	0.262	53.29	
14	559	CAVAZZANI Francesco	ITA	4	0.193	53.30	
15	971	TESLENKO Denys	UKR	1	0.162	53.39	
16	268	CABELLO Diego	ESP	2	0.179	53.40	
17	917	ÅKERSTRÖM Niclas	SWE	7	0.189	53.60	
18	282	MORENO Juan Carlos	ESP	1	0.189	54.05	
19	362	COMMANCHAIL Sylvain	FRA	7	0.192	54.41	
20	548	SHELLEG Gill	ISR	8	0.160	54.42	
	439	MARTIN David	GBR	7	0.219	DNF	
	311	VLADIMIROV Georg	EST	6	0.178	DNF	
	4	KRANENDONK Marius	NED	8		DNS	

400m Hurdles Men

Round 1 Heat 1 (3)

19 JUL 2007 / Start Time: 14:15

Rank	Bib	Name	Nat	Lane	Reaction time	Result	
1	812	SAKAYEV Vyacheslav	RUS	5	0.211	51.79	Q
2	454	WOODWARD Nathan	GBR	4	0.167	52.32	Q
3	557	CAPOTOSTI Leonardo	ITA	3	0.190	52.57	
4	746	RODRIGUES António	POR	8	0.175	52.93	
5	971	TESLENKO Denys	UKR	1	0.162	53.39	
6	268	CABELLO Diego	ESP	2	0.179	53.40	
7	362	COMMANCHAIL Sylvain	FRA	7	0.192	54.41	
	311	VLADIMIROV Georg	EST	6	0.178	DNF	

400m Hurdles Men

Round 1 Heat 2 (3)

19 JUL 2007 / Start Time: 14:22

Rank	Bib	Name	Nat	Lane	Reaction time	Result	
1	368	FRANÇOIS Mickaël	FRA	2	0.193	51.09	Q
2	680	CZYZ Radoslaw	POL	6	0.200	51.89	Q
3	83	SEIGEL Quentin	GER	3	0.171	52.14	q
4	131	KURZ Christian	AUT	5	0.172	52.43	q
5	559	CAVAZZANI Francesco	ITA	4	0.193	53.30	
	439	MARTIN David	GBR	7	0.219	DNF	
	4	KRANENDONK Marius	NED	8		DNS	

INTERNET Service: www.european-athletics.org

Data Service sponsored by EPSON

Timing and Result Service by ST SPORTSERVICE

printed at THU 19 JUL 2007 20:08

Page 10 of 38

INTERNATIONAL TECHNICAL PARTNER

EPSON

INSTITUTIONS

THALES
FBK GAMES

INGENIEUR
HENGELO

provincie Overijssel

Defensie

KNAU
STRONGER. MERKLANDER. LIEFER. LEVEN.

Ministerie van
Volksgezondheid,
Wetenschap en Sport

Results

400m Hurdles Men
Round 1 Heat 3 (3)
19 JUL 2007 / Start Time: 14:29

Rank	Bib	Name	Nat	Lane	Reaction time	Result	
1	80	SCHIRRMEISTER Silvio	GER	3	0.215	51.43	Q
2	453	ULM Toby	GBR	6	0.180	51.99	Q
3	370	GRILLAS Hugo	FRA	2	0.191	52.58	
4	701	PORZADNY Sebastian	POL	5	0.167	52.60	PB
5	568	PANIZZA Giacomo	ITA	4	0.262	53.29	
6	917	ÅKERSTRÖM Niclas	SWE	7	0.189	53.60	
7	282	MORENO Juan Carlos	ESP	1	0.189	54.05	
8	548	SHELLEG Gill	ISR	8	0.160	54.42	

Qualified: First 2 in each heat (Q) and 2 best performers (q) to the Final

Decathlon
High Jump Men
19 JUL 2007 / Start Time: 15:45

Rank	Bib	Name	Nat	Order	Result	Points	
1	887	FRINGELI Jonas	SUI	8	1.95	758	=PB
1	390	SOSSAH Mateo	FRA	9	2.07	868	PB
2	855	DERZANIC Rok	SLO	10	1.98	785	
2	890	SANTACRUZ Hugo	SUI	10	1.89	705	PB
3	677	BODULA Karol	POL	6	1.89	705	=SB
3	241	NEJEDLÝ Adam	CZE	5	1.98	785	
4	627	SILKAUSKAS M.	LTU	7	1.95	758	SB
4	819	VASILYEV Daniil	RUS	3	1.89	705	PB
5	428	AWDE Daniel	GBR	1	1.89	705	
5	894	ZÜBLIN Andreas	SUI	8	1.95	758	
6	146	CARTON-DEL COURT B.	BEL	6	1.92	731	
6	53	FREIMUTH Rico	GER	5	1.89	705	PB
7	871	DUDAS Mihail	SRB	4	1.92	731	
7	57	HECHLER Simon	GER	11	1.86	679	
8	874	MATIJEVIC Slobodan	SRB	2	1.92	731	
8	242	NESVERA Tomás	CZE	4	1.86	679	PB
9	540	ELÍASSON Sveinn E.	ISL	1	1.92	731	
9	74	PREY Matthias	GER	9	1.86	679	=PB
10	184	MIKHAN Eduard	BLR	11	1.89	705	
10	663	RISE Lars Vikan	NOR	2	1.80	627	
11	369	GEFFROUAIS Florian	FRA	7	1.80	627	
11	373	JAMMIER Quentin	FRA	3	1.83	653	

INTERNET Service: www.european-athletics.org
Data Service sponsored by EPSON
Timing and Result Service by ST SPORTSERVICE

printed at THU 19 JUL 2007 20:08

Page 11 of 38

INTERNATIONAL TECHNICAL PARTNER



INSTITUTIONS








Results

Decathlon (cont.)

High Jump Men

1	887	FRINGELI Jonas	-	-	-	-	0	-	0	0	0	0	xxx	
1	390	SOSSAH Mateo	-	-	0	-	0	-	0	0	0	xxx	0	xxx
2	855	DERZANIC Rok	-	-	-	0	-	0	xo	0	xxx			
2	890	SANTACRUZ Hugo	-	0	xo	0	0	0	0	0	xxx			
3	677	BODULA Karol	-	0	-	xo	0	xo	xxx	0	xxx			
3	241	NEJEDLÝ Adam	-	-	-	0	-	0	xo	xxx	xxx			
4	627	SILKAUSKAS M.	-	0	0	0	0	xo	0	xxx				
4	819	VASILYEV Daniil	-	-	-	0	0	0	xxx	xo	xxx			
5	428	AWDE Daniel	-	-	-	0	-	xo	xo	xxx	xxx			
5	894	ZÜBLIN Andreas	-	0	0	0	xxx	xo	xo	xxx				
6	146	CARTON-DEL COURT B	-	0	-	0	-	xo	xxx					
6	53	FREIMUTH Rico	-	0	0	xxx	xxx	0	xo	xxx				
7	871	DUDAS Mihail	-	xo	0	0	xo	xo	xxx					
7	57	HECHLER Simon	-	0	xo	0	xo	xo	xo	xxx				
8	874	MATJEVIC Slobodan	-	0	0	0	xo	xxx	xxx					
8	242	NESVERA Tomás	0	0	0	xxx	xo	xxx	xo	xxx				
9	540	ELIASSON S	-	0	-	0	xxx	xxx						
9	74	PREY Matthias	-	-	-	0	xo	0	xxx	xxx				
10	184	MIKHAN Eduard	0	0	0	xo	xxx							
10	663	RISE Lars Vikan	-	-	-	-	0	-	xxx					
11	369	GEFFROUAIS Florian	-	-	0	xo	xo	xxx						
11	373	JAMMIER Quentin	-	0	0	xxx								

Decathlon

High Jump Men Group A

19 JUL 2007 / Start Time: 15:45

Rank	Bib	Name	Nat	Order	Result	Points									
1	887	FRINGELI Jonas	SUI	8	1.95	758	=PB								
2	890	SANTACRUZ Hugo	SUI	10	1.89	705	PB								
3	677	BODULA Karol	POL	6	1.89	705	=SB								
4	819	VASILYEV Daniil	RUS	3	1.89	705	PB								
5	428	AWDE Daniel	GBR	1	1.89	705									
6	53	FREIMUTH Rico	GER	5	1.89	705	PB								
7	57	HECHLER Simon	GER	11	1.86	679									
8	242	NESVERA Tomás	CZE	4	1.86	679	PB								
9	74	PREY Matthias	GER	9	1.86	679	=PB								
10	663	RISE Lars Vikan	NOR	2	1.80	627									
11	369	GEFFROUAIS Florian	FRA	7	1.80	627									
					1.68	1.71	1.74	1.77	1.80	1.83	1.86	1.89	1.92	1.95	1.98
1	887	FRINGELI Jonas	-	-	-	-	0	-	0	0	0	0	0	0	xxx
2	890	SANTACRUZ Hugo	-	0	xo	0	0	0	0	0	xxx				
3	677	BODULA Karol	-	0	-	xo	0	xo	xxx	0	xxx				
4	819	VASILYEV Daniil	-	-	-	0	0	0	xxx	xo	xxx				
5	428	AWDE Daniel	-	-	-	0	-	xo	xo	xxx	xxx				
6	53	FREIMUTH Rico	-	0	0	xxx	xxx	0	xo	xxx	xxx				
7	57	HECHLER Simon	-	0	xo	0	xo	xo	xo	xxx					
8	242	NESVERA Tomás	0	0	0	xxx	xo	xxx	xo	xxx					
9	74	PREY Matthias	-	-	-	0	xo	0	xxx	xxx					
10	663	RISE Lars Vikan	-	-	-	-	0	-	xxx						
11	369	GEFFROUAIS Florian	-	-	0	xo	xo	xxx							

INTERNET Service: www.european-athletics.org

Data Service sponsored by EPSON

Timing and Result Service by ST SPORTSERVICE

printed at THU 19 JUL 2007 20:08

Page 12 of 38

INTERNATIONAL TECHNICAL PARTNER



INSTITUTIONS








Results

Decathlon
High Jump Men Group B
19 JUL 2007 / Start Time: 15:45

Rank	Bib	Name	Nat	Order	Result	Points
1	390	SOSSAH Mateo	FRA	9	2.07	868 PB
2	855	DERZANIC Rok	SLO	10	1.98	785
3	241	NEJEDLÝ Adam	CZE	5	1.98	785
4	627	SILKAUSKAS M.	LTU	7	1.95	758 SB
5	894	ZÜBLIN Andreas	SUI	8	1.95	758
6	146	CARTON-DEL COURT B.	BEL	6	1.92	731
7	871	DUDAS Mihail	SRB	4	1.92	731
8	874	MATIJEVIC Slobodan	SRB	2	1.92	731
9	540	ELÍASSON Sveinn E.	ISL	1	1.92	731
10	184	MIKHAN Eduard	BLR	11	1.89	705
11	373	JAMMIER Quentin	FRA	3	1.83	653

			1.77	1.80	1.83	1.86	1.89	1.92	1.95	1.98	2.01	2.04	2.07	2.10
1	390	SOSSAH Mateo	-	-	o	-	o	-	o	o	o	xxo	o	xxx
2	855	DERZANIC Rok	-	-	-	o	-	o	xo	o	xxx			
3	241	NEJEDLÝ Adam	-	-	-	o	-	o	xo	xxx	xxx			
4	627	SILKAUSKAS M.	-	o	o	o	o	xo	o	xxx				
5	894	ZÜBLIN Andreas	-	o	o	o	xxo	xo	xo	xxx				
6	146	CARTON-DEL COURT B.	-	o	-	o	-	xo	xxx					
7	871	DUDAS Mihail	-	xo	o	o	xo	xo	xxx					
8	874	MATIJEVIC Slobodan	-	o	o	o	xo	xxo	xxx					
9	540	ELÍASSON S	-	o	-	o	xxo	xxx	xxx					
10	184	MIKHAN Eduard	o	o	o	xo	xxo	xxx						
11	373	JAMMIER Quentin	-	o	o	xxx								

Decathlon
Long Jump Men
19 JUL 2007 / Start Time: 13:00

Rank	Bib	Name	Nat	Order	Result	Points
1	184	MIKHAN Eduard	BLR	1	7.36	900
2	74	PREY Matthias	GER	5	7.36	900 SB
3	57	HECHLER Simon	GER	2	7.20	862 SB
4	855	DERZANIC Rok	SLO	4	7.09	835
5	428	AWDE Daniel	GBR	9	7.06	828
6	242	NESVERA Tomás	CZE	5	7.05	826
7	871	DUDAS Mihail	SRB	1	7.01	816
8	540	ELÍASSON Sveinn E.	ISL	3	6.98	809
9	241	NEJEDLÝ Adam	CZE	6	6.96	804
10	627	SILKAUSKAS M.	LTU	9	6.89	788 PB
11	894	ZÜBLIN Andreas	SUI	10	6.84	776
12	390	SOSSAH Mateo	FRA	10	6.80	767
13	874	MATIJEVIC Slobodan	SRB	3	6.78	762
14	373	JAMMIER Quentin	FRA	8	6.76	757
15	887	FRINGELI Jonas	SUI	7	6.70	743
16	146	CARTON-DEL COURT B.	BEL	7	6.69	741 PB
17	369	GEFFROU AIS Florian	FRA	8	6.68	739 PB
18	663	RISE Lars Vikan	NOR	6	6.61	723 =SB
19	53	FREIMUTH Rico	GER	11	6.61	723 PB
20	677	BODULA Karol	POL	11	6.58	716 PB
21	819	VASILYEV Daniil	RUS	2	6.54	707
22	890	SANTACRUZ Hugo	SUI	4	6.44	684

INTERNET Service: www.european-athletics.org
Data Service sponsored by EPSON
Timing and Result Service by ST SPORTSERVICE

printed at THU 19 JUL 2007 20:08

Page 13 of 38


INTERNATIONAL TECHNICAL PARTNER



INSTITUTIONS





Results

Decathlon (cont.)

Long Jump Men		1	2	3
1	184 MIKHAN Eduard	6.99 (-0.4)	7.20 (-0.4)	7.36 (+0.6)
2	74 PREY Matthias	7.11 (-0.4)	7.36 (-0.9)	5.88 (+0.3)
3	57 HECHLER Simon	6.93 (-1.3)	7.15 (-1.0)	7.20 (+0.1)
4	855 DERZANIC Rok	6.92 (-1.7)	6.96 (-1.1)	7.09 (+0.4)
5	428 AWDE Daniel	7.06 (0.0)	x	x
6	242 NESVERA Tomas	7.05 (+1.0)	x	x
7	871 DUDAS Mihail	6.70 (-0.9)	7.01 (+1.0)	6.96 (-0.3)
8	540 ELASSON S	6.46 (-0.8)	6.98 (+0.7)	6.69 (-0.3)
9	241 NEJEDLY Adam	x	x	6.96 (-0.4)
10	627 SILKAUSKAS M.	6.56 (-0.9)	6.45 (+0.5)	6.89 (+0.1)
11	894 ZUBLIN Andreas	6.56 (-0.1)	6.83 (-0.8)	6.84 (+0.4)
12	390 SOSSAH Mateo	x	6.80 (-1.1)	6.75 (-0.1)
13	874 MATIJEVIC Slobodan	6.72 (-1.2)	6.74 (-0.1)	6.78 (-0.2)
14	373 JAMMIER Quentin	6.59 (-0.5)	6.54 (-1.0)	6.76 (+0.4)
15	887 FRINGELI Jonas	6.42 (-0.2)	6.70 (-0.4)	6.48 (-0.8)
16	146 CARTON-DELCOURT B	6.44 (-1.1)	6.59 (-0.4)	6.69 (+0.9)
17	369 GEFFROUAIS Florian	6.47 (-1.0)	6.68 (-0.7)	6.30 (+0.2)
18	663 RISE Lars Vikan	6.24 (-0.6)	6.52 (+0.5)	6.61 (+0.4)
19	53 FREIMUTH Rico	6.35 (+0.5)	6.36 (0.0)	6.61 (-0.2)
20	677 BODULA Karol	6.40 (+0.3)	6.43 (-0.1)	6.58 (+0.6)
21	819 VASILYEV Daniil	6.17 (-0.8)	6.54 (+0.5)	x
22	890 SANTACRUZ Hugo	6.44 (+0.3)	6.27 (-0.2)	6.34 (+0.4)

Decathlon

Long Jump Men Group A

19 JUL 2007 / Start Time: 13:00

Rank	Bib	Name	Nat	Order	Result	Points
1	74	PREY Matthias	GER	5	7.36	900 SB
2	855	DERZANIC Rok	SLO	4	7.09	835
3	871	DUDAS Mihail	SRB	1	7.01	816
4	540	ELASSON Sveinn E.	ISL	3	6.98	809
5	241	NEJEDLY Adam	CZE	6	6.96	804
6	627	SILKAUSKAS M.	LTU	9	6.89	788 PB
7	894	ZUBLIN Andreas	SUI	10	6.84	776
8	887	FRINGELI Jonas	SUI	7	6.70	743
9	369	GEFFROUAIS Florian	FRA	8	6.68	739 PB
10	677	BODULA Karol	POL	11	6.58	716 PB
11	819	VASILYEV Daniil	RUS	2	6.54	707

	1	2	3	
1	74 PREY Matthias	7.11 (-0.4)	7.36 (-0.9)	5.88 (+0.3)
2	855 DERZANIC Rok	6.92 (-1.7)	6.96 (-1.1)	7.09 (+0.4)
3	871 DUDAS Mihail	6.70 (-0.9)	7.01 (+1.0)	6.96 (-0.3)
4	540 ELASSON S	6.46 (-0.8)	6.98 (+0.7)	6.69 (-0.3)
5	241 NEJEDLY Adam	x	x	6.96 (-0.4)
6	627 SILKAUSKAS M.	6.56 (-0.9)	6.45 (+0.5)	6.89 (+0.1)
7	894 ZUBLIN Andreas	6.56 (-0.1)	6.83 (-0.8)	6.84 (+0.4)
8	887 FRINGELI Jonas	6.42 (-0.2)	6.70 (-0.4)	6.48 (-0.8)
9	369 GEFFROUAIS Florian	6.47 (-1.0)	6.68 (-0.7)	6.30 (+0.2)
10	677 BODULA Karol	6.40 (+0.3)	6.43 (-0.1)	6.58 (+0.6)
11	819 VASILYEV Daniil	6.17 (-0.8)	6.54 (+0.5)	x

INTERNET Service: www.european-athletics.org
Data Service sponsored by EPSON
Timing and Result Service by ST SPORTSERVICE

printed at THU 19 JUL 2007 20:08

Page 14 of 38

INTERNATIONAL TECHNICAL PARTNER



INSTITUTIONS








Results

Decathlon

Long Jump Men Group B

19 JUL 2007 / Start Time: 13:00

Rank	Bib	Name	Nat	Order	Result	Points
1	184	MIKHAN Eduard	BLR	1	7.36	900
2	57	HECHLER Simon	GER	2	7.20	862 SB
3	428	AWDE Daniel	GBR	9	7.06	828
4	242	NESVERA Tomás	CZE	5	7.05	826
5	390	SOSSAH Mateo	FRA	10	6.80	767
6	874	MATIJEVIC Slobodan	SRB	3	6.78	762
7	373	JAMMIER Quentin	FRA	8	6.76	757
8	146	CARTON-DEL COURT B.	BEL	7	6.69	741 PB
9	663	RISE Lars Vikan	NOR	6	6.61	723 =SB
10	53	FREIMUTH Rico	GER	11	6.61	723 PB
11	890	SANTACRUZ Hugo	SUI	4	6.44	684

	1	2	3	
1	184 MIKHAN Eduard	6.99 (-0.4)	7.20 (-0.4)	7.36 (+0.6)
2	57 HECHLER Simon	6.93 (-1.3)	7.15 (-1.0)	7.20 (+0.1)
3	428 AWDE Daniel	7.06 (0.0)	x	x
4	242 NESVERA Tomás	7.05 (+1.0)	x	x
5	390 SOSSAH Mateo	x	6.80 (-1.1)	6.75 (-0.1)
6	874 MATIJEVIC Slobodan	6.72 (-1.2)	6.74 (-0.1)	6.78 (-0.2)
7	373 JAMMIER Quentin	6.59 (-0.5)	6.54 (-1.0)	6.76 (+0.4)
8	146 CARTON-DEL COURT B	6.44 (-1.1)	6.59 (-0.4)	6.69 (+0.9)
9	663 RISE Lars Vikan	6.24 (-0.6)	6.52 (+0.5)	6.61 (+0.4)
10	53 FREIMUTH Rico	6.35 (+0.5)	6.36 (0.0)	6.61 (-0.2)
11	890 SANTACRUZ Hugo	6.44 (+0.3)	6.27 (-0.2)	6.34 (+0.4)

Triple Jump Men

Qualification

19 JUL 2007 / Start Time: 14:55

Rank	Bib	Name	Nat	Order	Result	
1	364	DIARRA Abdoulaye	FRA	4	16.30	Q PB
2	186	PLATNITSKI Dzmitry	BLR	11	16.25	Q =SB
3	805	IONOV Stanislav	RUS	9	16.23	Q
4	795	ADAMS Lyukman	RUS	12	16.03	Q
4	960	EL-SHERIF Sherif	UKR	7	16.03	Q
6	495	TSÁKONAS Yeóryios	GRE	10	15.89	Q
7	556	BUSCELLA Fabio	ITA	8	15.82	Q PB
8	284	PALOMANES José	ESP	1	15.75	Q PB
9	391	TAMGHO Teddy	FRA	13	15.75	Q
10	820	YEFREMOV Ilya	RUS	2	15.74	Q
11	188	TSAPIK Aliaksei	BLR	6	15.60	q
12	566	GRECO Daniele	ITA	9	15.54	q PB
13	185	PAKHOMCHYK Raman	BLR	12	15.47	
14	762	MUSCALU Radu	ROM	13	15.43	
15	761	LENARD Sandor Norbert	ROM	2	15.37	PB
16	233	HANUS Ondrej	CZE	6	15.36	
17	206	PETKOV Zhivko	BUL	10	15.33	
18	690	KUSTRA Mateusz	POL	5	15.31	
19	386	OCCIN Louis-Grégory	FRA	3	15.19	
20	259	NIELSEN Peder P.	DEN	8	15.15	
21	228	THEOULI Chrysovalantis	CYP	11	15.12	
22	682	HOFFMANN Karol	POL	1	15.00	
23	141	PANASENKO Ruslan	AZE	5	14.98	
24	558	CATANIA Emanuele	ITA	3	14.97	
25	614	AUCYNA Darius	LTU	7	14.97	
26	204	LALEV Martin	BUL	4	14.67	

INTERNET Service: www.european-athletics.org

Data Service sponsored by EPSON

Timing and Result Service by ST SPORTSERVICE

printed at THU 19 JUL 2007 20:08

Page 15 of 38

INTERNATIONAL TECHNICAL PARTNER

EPSON

INSTITUTIONS

THALES
FBK GAMES

INGENIEUR
ENGELO

provincie Overijssel

Defensie

KNAU
STRONGER. MERKANTE. LIEFER. LING.

Ministerie van
Volksgezondheid,
Wetgeving en Sport

Results

Triple Jump Men (cont.)

Qualification		1	2	3
1	364	DIARRA Abdoulaye	16.30 (+0.7)	
2	186	PLATNITSKI Dzmity	x	16.25 (-0.1)
3	805	IONOV Stanislav	x	16.23 (+1.0)
4	795	ADAMS Lyukman	16.03 (+0.2)	
4	960	EL-SHERIF Sherif	x	16.03 (-0.1)
6	495	TSÁKONAS Yeóryios	14.95 (-0.1)	15.89 (+0.4)
7	556	BUSCELLA Fabio	15.23 (-0.2)	15.82 (+1.2)
8	284	PALOMANES José	15.00 (0.0)	x
9	391	TAMGHO Teddy	15.75 (-0.4)	
10	820	YEFREMOV Ilya	15.34 (-0.1)	15.45 (-1.0)
11	188	TSAPIK Aliaksei	15.60 (+0.8)	13.39 (-0.2)
12	566	GRECO Daniele	14.66 (+1.4)	15.00 (+0.3)
13	185	PAKHOMCHYK Raman	15.38 (-1.9)	x
14	762	MUSCALU Radu	15.21 (-1.7)	x
15	761	LENARD S	15.37 (+0.6)	x
16	233	HANUS Ondrej	x	14.75 (+0.8)
17	206	PETKOV Zhivko	x	15.05 (-1.1)
18	690	KUSTRA Mateusz	15.11 (+0.7)	15.28 (-0.4)
19	386	OCCIN L	15.11 (+0.5)	15.19 (-0.2)
20	259	NIELSEN Peder P.	14.29 (+1.7)	15.13 (0.0)
21	228	THEOULI C	14.86 (-0.7)	15.12 (0.0)
22	682	HOFFMANN Karol	x	15.00 (-0.6)
23	141	PANASENKO Ruslan	x	14.72 (+1.1)
24	558	CATANIA Emanuele	x	14.90 (+0.1)
25	614	AUCYNA Darius	x	14.67 (+1.3)
26	204	LALEV Martin	x	x

Triple Jump Men

Qualification Group A

19 JUL 2007 / Start Time: 14:55

Rank	Bib	Name	Nat	Order	Result
1	805	IONOV Stanislav	RUS	9	16.23 Q
2	495	TSÁKONAS Yeóryios	GRE	10	15.89 Q
3	556	BUSCELLA Fabio	ITA	8	15.82 Q
4	284	PALOMANES José	ESP	1	15.75 Q
5	820	YEFREMOV Ilya	RUS	2	15.74 Q
6	188	TSAPIK Aliaksei	BLR	6	15.60 q
7	185	PAKHOMCHYK Raman	BLR	12	15.47
8	762	MUSCALU Radu	ROM	13	15.43
9	690	KUSTRA Mateusz	POL	5	15.31
10	386	OCCIN Louis-Grégory	FRA	3	15.19
11	228	THEOULI Chrysovalantis	CYP	11	15.12
12	614	AUCYNA Darius	LTU	7	14.97
13	204	LALEV Martin	BUL	4	14.67

	1	2	3
1	805	IONOV Stanislav	x
2	495	TSÁKONAS Yeóryios	14.95 (-0.1)
3	556	BUSCELLA Fabio	15.23 (-0.2)
4	284	PALOMANES José	15.00 (0.0)
5	820	YEFREMOV Ilya	15.34 (-0.1)
6	188	TSAPIK Aliaksei	15.60 (+0.8)
7	185	PAKHOMCHYK Raman	15.38 (-1.9)
8	762	MUSCALU Radu	15.21 (-1.7)
9	690	KUSTRA Mateusz	15.11 (+0.7)
10	386	OCCIN L	15.11 (+0.5)
11	228	THEOULI C	14.86 (-0.7)
12	614	AUCYNA Darius	x
13	204	LALEV Martin	x

INTERNET Service: www.european-athletics.org

Data Service sponsored by EPSON

Timing and Result Service by ST SPORTSERVICE

printed at THU 19 JUL 2007 20:08

Page 16 of 38

INTERNATIONAL TECHNICAL PARTNER



INSTITUTIONS








Results

Triple Jump Men
Qualification Group B
19 JUL 2007 / Start Time: 16:20

Rank	Bib	Name	Nat	Order	Result	
1	364	DIARRA Abdoulaye	FRA	4	16.30	Q PB
2	186	PLATNITSKI Dzmityr	BLR	11	16.25	Q =SB
3	795	ADAMS Lyukman	RUS	12	16.03	Q
3	960	EL-SHERIF Sherif	UKR	7	16.03	Q
5	391	TAMGHO Teddy	FRA	13	15.75	Q
6	566	GRECO Daniele	ITA	9	15.54	q PB
7	761	LENARD Sandor Norbert	ROM	2	15.37	PB
8	233	HANUS Ondrej	CZE	6	15.36	
9	206	PETKOV Zhivko	BUL	10	15.33	
10	259	NIELSEN Peder P.	DEN	8	15.15	
11	682	HOFFMANN Karol	POL	1	15.00	
12	141	PANASENKO Ruslan	AZE	5	14.98	
13	558	CATANIA Emanuele	ITA	3	14.97	

	1	2	3
1	364 DIARRA Abdoulaye	16.30 (+0.7)	
2	186 PLATNITSKI Dzmityr	x	16.25 (-0.1)
3	795 ADAMS Lyukman	16.03 (+0.2)	
3	960 EL-SHERIF Sherif	x	16.03 (-0.1)
5	391 TAMGHO Teddy	15.75 (-0.4)	
6	566 GRECO Daniele	14.66 (+1.4)	15.00 (+0.3)
7	761 LENARD S	15.37 (+0.6)	x
8	233 HANUS Ondrej	x	15.22 (-0.1)
9	206 PETKOV Zhivko	x	15.36 (+0.5)
9	206 PETKOV Zhivko	x	15.05 (-1.1)
10	259 NIELSEN Peder P.	14.29 (+1.7)	15.33 (+0.3)
10	259 NIELSEN Peder P.	14.29 (+1.7)	15.13 (0.0)
11	682 HOFFMANN Karol	x	15.15 (+1.2)
11	682 HOFFMANN Karol	x	15.00 (-0.6)
12	141 PANASENKO Ruslan	x	x
12	141 PANASENKO Ruslan	x	14.72 (+1.1)
12	141 PANASENKO Ruslan	x	14.98 (+0.5)
13	558 CATANIA Emanuele	x	14.90 (+0.1)
13	558 CATANIA Emanuele	x	14.97 (+0.2)

Qualified: qualifying perf. 15.70 (Q) or 12 best performers (q) to the Final

Decathlon
Shot Put Men
19 JUL 2007 / Start Time: 14:40

Rank	Bib	Name	Nat	Order	Result	Points
1	74	PREY Matthias	GER	8	16.26	867
2	663	RISE Lars Vikan	NOR	3	15.66	830
3	819	VASILYEV Daniil	RUS	4	15.22	803 PB
4	373	JAMMIER Quentin	FRA	4	15.01	790 PB
5	53	FREIMUTH Rico	GER	1	14.98	788 PB
6	677	BODULA Karol	POL	11	14.73	773
7	369	GEFFROUAIIS Florian	FRA	7	14.52	760 PB
8	184	MIKHAN Eduard	BLR	10	13.87	720
9	894	ZÜBLIN Andreas	SUI	5	13.80	716
10	57	HECHLER Simon	GER	7	13.66	708
11	887	FRINGELI Jonas	SUI	11	13.60	704
12	627	SILKAUSKAS M.	LTU	6	13.47	696
13	871	DUDAS Mihail	SRB	8	13.47	696 PB
14	242	NESVERA Tomás	CZE	2	13.43	693
15	855	DERZANIC Rok	SLO	10	13.13	675
16	241	NEJEDLÝ Adam	CZE	9	13.06	671
17	890	SANTACRUZ Hugo	SUI	6	13.01	668
18	390	SOSSAH Mateo	FRA	2	13.01	668
19	540	ELÍASSON Sveinn E.	ISL	3	12.92	662 PB
20	146	CARTON-DEL COURT B.	BEL	1	12.58	642 PB
21	874	MATIJEVIC Slobodan	SRB	5	12.11	613
22	428	AWDE Daniel	GBR	9	12.07	611 PB

INTERNET Service: www.european-athletics.org

Data Service sponsored by EPSON

Timing and Result Service by ST SPORTSERVICE

printed at THU 19 JUL 2007 20:08

Page 17 of 38

INTERNATIONAL TECHNICAL PARTNER



INSTITUTIONS








Results

Decathlon (cont.)

Shot Put Men			1	2	3
1	74	PREY Matthias	15.06	16.23	16.26
2	663	RISE Lars Vikan	15.66	15.34	15.56
3	819	VASILYEV Daniil	15.03	14.89	15.22
4	373	JAMMIER Quentin	14.65	14.51	15.01
5	53	FREIMUTH Rico	14.98	x	14.26
6	677	BODULA Karol	14.73	x	14.44
7	369	GEFFROUAIS Florian	13.16	14.52	14.25
8	184	MIKHAN Eduard	13.60	13.42	13.87
9	894	ZÜBLIN Andreas	13.28	13.46	13.80
10	57	HECHLER Simon	13.56	13.66	13.01
11	887	FRINGELI Jonas	x	13.60	13.31
12	627	SILKAUSKAS M.	13.47	13.15	13.21
13	871	DUDAS Mihail	12.98	12.96	13.47
14	242	NESVERA Tomás	12.30	11.00	13.43
15	855	DERZANIC Rok	12.61	13.13	12.99
16	241	NEJEDLÝ Adam	12.53	13.06	12.18
17	890	SANTACRUZ Hugo	12.54	13.01	12.93
18	390	SOSSAH Mateo	12.72	13.01	x
19	540	ELÍASSON S	x	12.30	12.92
20	146	CARTON-DEL COURT B	12.58	x	12.03
21	874	MATJEVIC Slobodan	11.81	12.11	11.39
22	428	AWDE Daniel	11.79	11.81	12.07

Decathlon

Shot Put Men Group A

19 JUL 2007 / Start Time: 14:40

Rank	Bib	Name	Nat	Order	Result	Points
1	663	RISE Lars Vikan	NOR	3	15.66	830
2	373	JAMMIER Quentin	FRA	4	15.01	790 PB
3	184	MIKHAN Eduard	BLR	10	13.87	720
4	894	ZÜBLIN Andreas	SUI	5	13.80	716
5	57	HECHLER Simon	GER	7	13.66	708
6	887	FRINGELI Jonas	SUI	11	13.60	704
7	627	SILKAUSKAS M.	LTU	6	13.47	696
8	871	DUDAS Mihail	SRB	8	13.47	696 PB
9	241	NEJEDLÝ Adam	CZE	9	13.06	671
10	390	SOSSAH Mateo	FRA	2	13.01	668
11	146	CARTON-DEL COURT B.	BEL	1	12.58	642 PB

			1	2	3
1	663	RISE Lars Vikan	15.66	15.34	15.56
2	373	JAMMIER Quentin	14.65	14.51	15.01
3	184	MIKHAN Eduard	13.60	13.42	13.87
4	894	ZÜBLIN Andreas	13.28	13.46	13.80
5	57	HECHLER Simon	13.56	13.66	13.01
6	887	FRINGELI Jonas	x	13.60	13.31
7	627	SILKAUSKAS M.	13.47	13.15	13.21
8	871	DUDAS Mihail	12.98	12.96	13.47
9	241	NEJEDLÝ Adam	12.53	13.06	12.18
10	390	SOSSAH Mateo	12.72	13.01	x
11	146	CARTON-DEL COURT B	12.58	x	12.03

INTERNET Service: www.european-athletics.org

Data Service sponsored by EPSON

Timing and Result Service by ST SPORTSERVICE

printed at THU 19 JUL 2007 20:08

Page 18 of 38

INTERNATIONAL TECHNICAL PARTNER

EPSON[®]

INSTITUTIONS

THALES
FBK GAMES

TOEGEGANG
HENGELO

provincie Overijssel

Defensie

KNAU
KONINKRIJK DER NEDERLANDEN

Ministerie van
Volksgezondheid,
Wetgeving en Sport

Results

Decathlon

Shot Put Men Group B

19 JUL 2007 / Start Time: 14:40

Rank	Bib	Name	Nat	Order	Result	Points
1	74	PREY Matthias	GER	8	16.26	867
2	819	VASILYEV Daniil	RUS	4	15.22	803 PB
3	53	FREIMUTH Rico	GER	1	14.98	788 PB
4	677	BODULA Karol	POL	11	14.73	773
5	369	GEFFROUAIS Florian	FRA	7	14.52	760 PB
6	242	NESVERA Tomás	CZE	2	13.43	693
7	855	DERZANIC Rok	SLO	10	13.13	675
8	890	SANTACRUZ Hugo	SUI	6	13.01	668
9	540	ELÍASSON Sveinn E.	ISL	3	12.92	662 PB
10	874	MATIJEVIC Slobodan	SRB	5	12.11	613
11	428	AWDE Daniel	GBR	9	12.07	611 PB

	1	2	3
1	74 PREY Matthias	15.06	16.23
2	819 VASILYEV Daniil	15.03	14.89
3	53 FREIMUTH Rico	14.98	x
4	677 BODULA Karol	14.73	x
5	369 GEFFROUAIS Florian	13.16	14.52
6	242 NESVERA Tomás	12.30	11.00
7	855 DERZANIC Rok	12.61	13.13
8	890 SANTACRUZ Hugo	12.54	13.01
9	540 ELÍASSON S	x	12.30
10	874 MATIJEVIC Slobodan	11.81	12.11
11	428 AWDE Daniel	11.79	11.81

Results

**Discus Men
Qualification**
19 JUL 2007 / Start Time: 14:00

Rank	Bib	Name	Nat	Order	Result	
1	961	HRYSHYN Ivan	UKR	12	62.27	Q CR
2	813	SEDYUK Nikolay	RUS	6	60.36	Q
3	330	MATTILA Joni	FIN	3	57.72	q
4	443	MORSE Brett	GBR	11	56.51	q PB
5	203	KARAMFILOV Rosen	BUL	16	55.98	q
6	61	HOPPE Artur	GER	3	55.26	q
7	803	DVORNIKOV Mikhail	RUS	15	54.87	q
8	655	AMUNDGÅRD Fredrik	NOR	14	54.41	q
9	700	PIETRASZKO Michal	POL	9	54.36	q
10	703	SUCHOCKI Mateusz	POL	2	54.19	q
11	514	PETROVSZKI Tibor	HUN	12	54.05	q
12	213	JAMBROSIC Sasa	CRO	8	53.83	q
13	818	TIKHOMIROV Anton	RUS	14	53.69	
14	276	LEÓN Jaume	ESP	10	53.37	
15	679	CZAJKOWSKI Przemyslaw	POL	13	53.29	
16	247	TULÁCEK Vladislav	CZE	2	52.75	
17	747	SILVA António Vital E	POR	11	52.64	
18	951	SENER Fatih	TUR	5	52.05	
19	447	SCOTT Chris	GBR	13	51.69	
20	310	SADUL Allan	EST	16	51.44	
21	5	LUIJTEN Boudewijn	NED	10	51.29	
22	493	TRÉMOS Yeóryios	GRE	7	51.23	
23	656	ANDERSEN Stian	NOR	15	51.22	
24	626	VENTERIS Linas	LTU	9	50.50	
25	224	ARESTI Savvas	CYP	6	50.30	
26	361	CASSIER Erwan	FRA	1	50.03	
27	623	NORKUNAS Zilvinas	LTU	1	49.47	
28	873	MARKOVIC Milos	SRB	7	48.79	PB
29	919	ANKARLING Ulf	SWE	5	48.03	
30	661	HENRIKSEN Vegard	NOR	4	47.87	
31	543	ALTERMAN Mark	ISR	8	46.20	
	244	PÍTR Ondrej	CZE	4	NM	

INTERNET Service: www.european-athletics.org
Data Service sponsored by EPSON
Timing and Result Service by ST SPORTSERVICE

printed at THU 19 JUL 2007 20:08

Page 20 of 38

INTERNATIONAL TECHNICAL PARTNER



INSTITUTIONS








Results

Discus Men (cont.)

Qualification		1	2	3
1	961	HRYSHYN Ivan	58.73	62.27
2	813	SEDYUK Nikolay	60.36	
3	330	MATTILA Joni	57.72	56.38
4	443	MORSE Brett	x	53.41
5	203	KARAMFILOV Rosen	46.98	52.68
6	61	HOPPE Artur	x	55.26
7	803	DVORNIKOV Mikhail	x	50.81
8	655	AMUNDGÅRD Fredrik	43.12	51.68
9	700	PIETRASZKO Michal	51.64	54.36
10	703	SUCHOCKI Mateusz	52.65	47.69
11	514	PETROVSZKI Tibor	53.43	54.05
12	213	JAMBROSIC Sasa	49.26	x
13	818	TIKHOMIROV Anton	52.64	53.69
14	276	LEÓN Jaime	x	x
15	679	CZAJKOWSKI P	53.29	49.52
16	247	TULÁČEK Vladislav	52.75	x
17	747	SILVA A	x	52.64
18	951	SENER Fatih	52.05	x
19	447	SCOTT Chris	49.58	51.69
20	310	SADUL Allan	47.40	51.44
21	5	LUIJTEN Boudewijn	47.96	x
22	493	TRÉMOS Yeóryios	x	51.23
23	656	ANDERSEN Stian	49.78	51.04
24	626	VENTERIS Linas	48.78	x
25	224	ARESTI Savvas	x	x
26	361	CASSIER Erwan	49.95	48.93
27	623	NORKUNAS Zilvinas	49.47	x
28	873	MARKOVIC Milos	x	48.79
29	919	ANKARLING Ulf	x	x
30	661	HENRIKSEN Vegard	47.68	44.81
31	543	ALTERMAN Mark	x	x
	244	PÍTR Ondrej	x	x

Discus Men

Qualification Group A

19 JUL 2007 / Start Time: 14:00

Rank	Bib	Name	Nat	Order	Result		
1	961	HRYSHYN Ivan	UKR	12	62.27	Q	CR
2	443	MORSE Brett	GBR	11	56.51	q	PB
3	203	KARAMFILOV Rosen	BUL	16	55.98	q	
4	61	HOPPE Artur	GER	3	55.26	q	
5	700	PIETRASZKO Michal	POL	9	54.36	q	
6	213	JAMBROSIC Sasa	CRO	8	53.83	q	
7	818	TIKHOMIROV Anton	RUS	14	53.69		
8	679	CZAJKOWSKI Przemyslaw	POL	13	53.29		
9	247	TULÁČEK Vladislav	CZE	2	52.75		
10	951	SENER Fatih	TUR	5	52.05		
11	5	LUIJTEN Boudewijn	NED	10	51.29		
12	656	ANDERSEN Stian	NOR	15	51.22		
13	224	ARESTI Savvas	CYP	6	50.30		
14	623	NORKUNAS Zilvinas	LTU	1	49.47		
15	873	MARKOVIC Milos	SRB	7	48.79		PB
16	661	HENRIKSEN Vegard	NOR	4	47.87		

INTERNET Service: www.european-athletics.org

Data Service sponsored by EPSON

Timing and Result Service by ST SPORTSERVICE

printed at THU 19 JUL 2007 20:08

Page 21 of 38

INTERNATIONAL TECHNICAL PARTNER

EPSON®

INSTITUTIONS

THALES
FBK GAMES

TOEGEBORTE
HENGELO

provincie Overijssel

Defensie

KNAU
KONINKRIJK DER NEDERLANDEN

Ministerie van
Volksgezondheid,
Wetgeving en Sport

Results

Discus Men (cont.)

Qualification Group A		1	2	3
1	961 HRYSHYN Ivan	58.73	x	62.27
2	443 MORSE Brett	x	53.41	56.51
3	203 KARAMFILOV Rosen	46.98	52.68	55.98
4	61 HOPPE Artur	x	55.26	x
5	700 PIETRASZKO Michal	51.64	54.36	x
6	213 JAMBROSIC Sasa	49.26	x	53.83
7	818 TIKHOMIROV Anton	52.64	53.69	52.43
8	679 CZAJKOWSKI P	53.29	49.52	51.92
9	247 TULÁČEK Vladislav	52.75	x	x
10	951 SENER Fatih	52.05	x	x
11	5 LUIJTEN Boudewijn	47.96	x	51.29
12	656 ANDERSEN Stian	49.78	51.04	51.22
13	224 ARESTI Savvas	x	x	50.30
14	623 NORKUNAS Zilvinas	49.47	x	x
15	873 MARKOVIC Milos	x	48.79	x
16	661 HENRIKSEN Vegard	47.68	44.81	47.87

Discus Men

Qualification Group B

19 JUL 2007 / Start Time: 15:40

Rank	Bib	Name	Nat	Order	Result
1	813	SEDYUK Nikolay	RUS	6	60.36 Q
2	330	MATTILA Joni	FIN	3	57.72 q
3	803	DVORNIKOV Mikhail	RUS	15	54.87 q
4	655	AMUNDGÅRD Fredrik	NOR	14	54.41 q
5	703	SUCHOCKI Mateusz	POL	2	54.19 q
6	514	PETROVSZKI Tibor	HUN	12	54.05 q
7	276	LEÓN Jaume	ESP	10	53.37
8	747	SILVA António Vital E	POR	11	52.64
9	447	SCOTT Chris	GBR	13	51.69
10	310	SADUL Allan	EST	16	51.44
11	493	TRÉMOS Yeóryios	GRE	7	51.23
12	626	VENTERIS Linas	LTU	9	50.50
13	361	CASSIER Erwan	FRA	1	50.03
14	919	ANKARLING Ulf	SWE	5	48.03
15	543	ALTERMAN Mark	ISR	8	46.20
	244	PÍTR Ondrej	CZE	4	NM

	1	2	3
1	813 SEDYUK Nikolay	60.36	
2	330 MATTILA Joni	57.72	56.38
3	803 DVORNIKOV Mikhail	x	50.81
4	655 AMUNDGÅRD Fredrik	43.12	51.68
5	703 SUCHOCKI Mateusz	52.65	47.69
6	514 PETROVSZKI Tibor	53.43	54.05
7	276 LEÓN Jaume	x	x
8	747 SILVA A	x	52.64
9	447 SCOTT Chris	49.58	51.69
10	310 SADUL Allan	47.40	51.44
11	493 TRÉMOS Yeóryios	x	51.23
12	626 VENTERIS Linas	48.78	x
13	361 CASSIER Erwan	49.95	48.93
14	919 ANKARLING Ulf	x	x
15	543 ALTERMAN Mark	x	x
	244 PÍTR Ondrej	x	x

Qualified: qualifying perf. 59.00 (Q) or 12 best performers (q) to the Final

INTERNET Service: www.european-athletics.org

Data Service sponsored by EPSON

Timing and Result Service by ST SPORTSERVICE

printed at THU 19 JUL 2007 20:08

Page 22 of 38

INTERNATIONAL TECHNICAL PARTNER



INSTITUTIONS








Results

**Javelin Men
Qualification**
19 JUL 2007 / Start Time: 17:30

Rank	Bib	Name	Nat	Order	Result	
1	957	AVRAMENKO Roman	UKR	9	77.88	Q NJR
2	307	LAANMÄE Tanel	EST	8	76.20	Q
3	49	DE ZORDO Matthias	GER	10	75.90	Q
4	683	KEMPNY Bartłomiej	POL	13	73.71	Q PB
5	46	BURGHAGEN Franz	GER	5	71.62	Q
6	232	FRYDRYCH Petr	CZE	9	71.01	Q
7	570	SABBIO Emanuele	ITA	13	70.60	q PB
8	155	SMET Thomas	BEL	2	70.38	q
9	705	SZPAK Robert	POL	6	69.96	q
10	431	CAMPBELL James	GBR	12	69.88	q
11	236	JÍLEK Jaroslav	CZE	11	69.79	q PB
12	45	BUCHHOLZ Maximilian	GER	5	69.67	q PB
13	591	BRUNS Ansis	LAT	1	67.33	
14	906	BENAK Martin	SVK	3	66.88	
15	321	ETELÄTALO Lassi	FIN	4	66.88	
16	181	BLINIAEU Danila	BLR	4	66.69	
17	332	SAARI Tuomas	FIN	1	66.65	
18	599	SVAZA Ugis	LAT	12	65.90	
19	625	VAITIEKUS Paulius	LTU	6	65.64	
20	334	VANHAMÁKI Eetu	FIN	7	65.21	
21	685	KOBYLKA Bartosz	POL	2	64.54	
22	593	JELSMANIS Lauris	LAT	11	64.37	
23	872	KOVAC Kristijan	SRB	8	62.55	
24	615	BUTKUS Ramunas	LTU	7	62.02	
25	619	KIRIELIUS Tomas	LTU	3	58.41	
26	227	STAVROU Constantinos	CYP	10	50.69	

			1	2	3
1	957	AVRAMENKO Roman	77.88		
2	307	LAANMÄE Tanel	76.20		
3	49	DE ZORDO Matthias	70.49	75.90	
4	683	KEMPNY Bartłomiej	66.36	73.71	
5	46	BURGHAGEN Franz	63.15	71.62	
6	232	FRYDRYCH Petr	71.01		
7	570	SABBIO Emanuele	66.81	70.60	x
8	155	SMET Thomas	68.22	68.50	70.38
9	705	SZPAK Robert	69.96	x	67.92
10	431	CAMPBELL James	65.39	65.89	69.88
11	236	JÍLEK Jaroslav	64.00	69.79	69.04
12	45	BUCHHOLZ M	63.69	69.67	65.45
13	591	BRUNS Ansis	61.74	63.94	67.33
14	906	BENAK Martin	65.52	x	66.88
15	321	ETELÄTALO Lassi	61.24	64.96	66.88
16	181	BLINIAEU Danila	66.69	63.74	64.99
17	332	SAARI Tuomas	66.65	65.84	66.54
18	599	SVAZA Ugis	x	65.90	63.03
19	625	VAITIEKUS Paulius	65.64	65.58	x
20	334	VANHAMÁKI Eetu	x	65.21	62.18
21	685	KOBYLKA Bartosz	61.41	64.54	63.55
22	593	JELSMANIS Lauris	62.02	61.36	64.37
23	872	KOVAC Kristijan	62.55	59.62	59.15
24	615	BUTKUS Ramunas	62.02	60.81	x
25	619	KIRIELIUS Tomas	50.88	58.41	x
26	227	STAVROU C	x	50.69	49.90

INTERNET Service: www.european-athletics.org
Data Service sponsored by EPSON
Timing and Result Service by ST SPORTSERVICE

printed at THU 19 JUL 2007 20:08

Page 23 of 38


INTERNATIONAL TECHNICAL PARTNER



INSTITUTIONS





Results

Javelin Men

Qualification Group A

19 JUL 2007 / Start Time: 17:30

Rank	Bib	Name	Nat	Order	Result	
1	49	DE ZORDO Matthias	GER	10	75.90	Q
2	46	BURGHAGEN Franz	GER	5	71.62	Q
3	232	FRYDRYCH Petr	CZE	9	71.01	Q
4	570	SABBIO Emanuele	ITA	13	70.60	q
5	705	SZPAK Robert	POL	6	69.96	q
6	431	CAMPBELL James	GBR	12	69.88	q
7	591	BRUNS Ansis	LAT	1	67.33	
8	321	ETELÄTALO Lassi	FIN	4	66.88	
9	685	KOBYLKA Bartosz	POL	2	64.54	
10	593	JELSMANIS Lauris	LAT	11	64.37	
11	872	KOVAC Kristijan	SRB	8	62.55	
12	615	BUTKUS Ramunas	LTU	7	62.02	
13	619	KIRIELIUS Tomas	LTU	3	58.41	
				1	2	3
1	49	DE ZORDO Matthias		70.49	75.90	
2	46	BURGHAGEN Franz		63.15	71.62	
3	232	FRYDRYCH Petr		71.01		
4	570	SABBIO Emanuele		66.81	70.60	x
5	705	SZPAK Robert		69.96	x	67.92
6	431	CAMPBELL James		65.39	65.89	69.88
7	591	BRUNS Ansis		61.74	63.94	67.33
8	321	ETELÄTALO Lassi		61.24	64.96	66.88
9	685	KOBYLKA Bartosz		61.41	64.54	63.55
10	593	JELSMANIS Lauris		62.02	61.36	64.37
11	872	KOVAC Kristijan		62.55	59.62	59.15
12	615	BUTKUS Ramunas		62.02	60.81	x
13	619	KIRIELIUS Tomas		50.88	58.41	x

Javelin Men

Qualification Group B

19 JUL 2007 / Start Time: 18:50

Rank	Bib	Name	Nat	Order	Result	
1	957	AVRAMENKO Roman	UKR	9	77.88	Q
2	307	LAANMÄE Tanel	EST	8	76.20	Q
3	683	KEMPNY Bartlomiej	POL	13	73.71	Q
4	155	SMET Thomas	BEL	2	70.38	q
5	236	JÍLEK Jaroslav	CZE	11	69.79	q
6	45	BUCHHOLZ Maximilian	GER	5	69.67	q
7	906	BENAK Martin	SVK	3	66.88	
8	181	BLINIAEU Danila	BLR	4	66.69	
9	332	SAARI Tuomas	FIN	1	66.65	
10	599	SVAZA Ugis	LAT	12	65.90	
11	625	VAITIEKUS Paulius	LTU	6	65.64	
12	334	VANHAMÄKI Eetu	FIN	7	65.21	
13	227	STAVROU Constantinos	CYP	10	50.69	
				1	2	3
1	957	AVRAMENKO Roman		77.88		
2	307	LAANMÄE Tanel		76.20		
3	683	KEMPNY Bartlomiej		66.36	73.71	
4	155	SMET Thomas		68.22	68.50	70.38
5	236	JÍLEK Jaroslav		64.00	69.79	69.04
6	45	BUCHHOLZ M		63.69	69.67	65.45
7	906	BENAK Martin		65.52	x	66.88
8	181	BLINIAEU Danila		66.69	63.74	64.99
9	332	SAARI Tuomas		66.65	65.84	66.54
10	599	SVAZA Ugis		x	65.90	63.03
11	625	VAITIEKUS Paulius		65.64	65.58	x
12	334	VANHAMÄKI Eetu		x	65.21	62.18
13	227	STAVROU C		x	50.69	49.90

INTERNET Service: www.european-athletics.org

Data Service sponsored by EPSON

Timing and Result Service by ST SPORTSERVICE

printed at THU 19 JUL 2007 20:08

Page 24 of 38

INTERNATIONAL TECHNICAL PARTNER

EPSON

INSTITUTIONS

THALES
FBK GAMES

INGENIEUR
ENGELO

provincie Overijssel

Defensie

KNAU
KONINKRIJK DER NEDERLANDEN

Ministerie van
Volksgezondheid,
Wetgeving en Sport

Results

Qualified: qualifying perf. 71.00 (Q) or 12 best performers (q) to the Final

Decathlon

Final

19 JUL 2007 / Start Time:

Rank	Bib	Name	Nat	Order	total
1	74	PREY Matthias	GER	8	4077
2	855	DERZANIC Rok	SLO	9	4071
3	540	ELÍASSON Sveinn E.	ISL	21	4007
4	428	AWDE Daniel	GBR	14	3939
5	57	HECHLER Simon	GER	5	3925
6	871	DUDAS Mihail	SRB	1	3922
7	184	MIKHAN Eduard	BLR	2	3918
8	627	SILKAUSKAS M.	LTU	12	3909
9	53	FREIMUTH Rico	GER	4	3855
10	241	NEJEDLÝ Adam	CZE	6	3832
11	390	SOSSAH Mateo	FRA	3	3830
12	894	ZÜBLIN Andreas	SUI	20	3795
13	242	NESVERA Tomás	CZE	7	3740
14	819	VASILYEV Daniil	RUS	22	3739
15	677	BODULA Karol	POL	17	3733
16	887	FRINGELI Jonas	SUI	11	3711
17	369	GEFFROUAIS Florian	FRA	19	3704
18	890	SANTACRUZ Hugo	SUI	18	3688
19	663	RISE Lars Vikan	NOR	13	3665
20	146	CARTON-DEL COURT B.	BEL	10	3623
21	373	JAMMIER Quentin	FRA	16	3623
22	874	MATIJEVIC Slobodan	SRB	15	3592

INTERNET Service: www.european-athletics.org

Data Service sponsored by EPSON

Timing and Result Service by ST SPORTSERVICE

printed at THU 19 JUL 2007 20:08

Page 25 of 38

INTERNATIONAL TECHNICAL PARTNER

EPSON®

INSTITUTIONS

THALES
FBK GAMES

TOEGEBORTE
HENGELO

provincie Overijssel

Defensie

KNAU
KONINKRIJK DER NEDERLANDEN

Ministerie van
Volksgezondheid,
Wetgeving en Sport

Results

100m Women
Round 1
19 JUL 2007 / Start Time: 14:45

Rank	Bib	Name	Nat	Lane	Reaction time	Fn	Result
1	211	EFTIMOVA Inna	BUL	4	0.180		11.56 Q
2	671	OKPARAEBO Ezinne	NOR	6	0.176		11.60 Q
3	250	CECHOVÁ Katerina	CZE	2	0.162		11.67 Q PB
4	733	POPOWICZ Marika	POL	7	0.204		11.75 Q
5	981	POHREBNYAK Nataliya	UKR	2	0.196		11.76 Q
6	469	O'NEILL Elaine	GBR	3	0.159		11.80 Q
6	477	SHAND-WHITTINGHAM Anike	GBR	2		F1	11.80 Q
8	782	OGRAZEANU Andreea	ROM	5	0.221		11.82 Q
9	534	FOSTER Amy	IRL	2	0.179		11.83 q PB
10	844	SERKOVA Mariya	RUS	7			11.84 Q
11	861	MIHALINEC Maja	SLO	8			11.85 q SB
12	664	AKINYEMI Folake	NOR	6	0.173		11.90 q PB
13	717	CEGLAREK Agnieszka	POL	2	0.180		11.91 q
14	115	SUTSCHET Julia	GER	4	0.194		11.95 Q
15	940	SKUGGE Julia	SWE	5			11.97 q
16	578	COLOMBO Roberta	ITA	3	0.206		11.98 q
17	113	SPORLEDER Elisa	GER	7	0.212		11.98
18	420	PASCAL Wendy	FRA	4	0.199	F1	11.99 PB
19	930	GUSTAFSSON Maria	SWE	4	0.164		12.00
20	575	BALBONI Martina	ITA	3	0.195		12.00
21	581	DRAISCI Ilenia	ITA	7	0.203		12.02
22	295	COTÁN Amparo María	ESP	3			12.05
23	474	SARGENT Lucy	GBR	5	0.204		12.06
24	740	WEDLER Weronika	POL	5	0.211	F1	12.07
25	394	AMOFI DIATUO Jemie	FRA	4			12.09
25	100	MAAß Julia	GER	8	0.186		12.09
27	423	SOUCHE Marine	FRA	8	0.206		12.10
28	929	EURENIUS Isabelle	SWE	7	0.197		12.17
29	878	LACARACKI Natasa	SRB	3	0.196		12.25
30	126	KOCHINYAN Anna	ARM	6	0.167		12.72
31	651	SCERRI Lara	MLT	5	0.238		12.74
32	612	CARELLO Giuliana	LIE	8	0.167		12.81 PB
33	869	PRETELLI Martina	SMR	6			13.19
	648	ROZMAN Ivana	MKD	6			DNS

100m Women
Round 1 Heat 1 (5)
19 JUL 2007 / Start Time: 14:45

Wind: +0.5 m/s

Rank	Bib	Name	Nat	Lane	Reaction time	Fn	Result
1	671	OKPARAEBO Ezinne	NOR	6	0.176		11.60 Q
2	250	CECHOVÁ Katerina	CZE	2	0.162		11.67 Q PB
3	578	COLOMBO Roberta	ITA	3	0.206		11.98 q
4	113	SPORLEDER Elisa	GER	7	0.212		11.98
5	420	PASCAL Wendy	FRA	4	0.199	F1	11.99 PB
6	474	SARGENT Lucy	GBR	5	0.204		12.06
7	612	CARELLO Giuliana	LIE	8	0.167		12.81 PB

 INTERNET Service: www.european-athletics.org

Data Service sponsored by EPSON

Timing and Result Service by ST SPORTSERVICE

printed at THU 19 JUL 2007 20:08

Page 26 of 38

INTERNATIONAL TECHNICAL PARTNER



INSTITUTIONS








Results

100m Women
Round 1 Heat 2 (5)
19 JUL 2007 / Start Time: 14:50

Wind: -0.3 m/s

Rank	Bib	Name	Nat	Lane	Reaction time	Fn	Result
1	981	POHREBNYAK Nataliya	UKR	2	0.196		11.76 Q
2	115	SUTSCHET Julia	GER	4	0.194		11.95 Q
3	581	DRAISCI Ilenia	ITA	7	0.203		12.02
4	740	WEDLER Weronika	POL	5	0.211	F1	12.07
5	423	SOUCHE Marine	FRA	8	0.206		12.10
6	878	LACARACKI Natasa	SRB	3	0.196		12.25
	648	ROZMAN Ivana	MKD	6			DNS

100m Women
Round 1 Heat 3 (5)
19 JUL 2007 / Start Time: 14:55

Wind: +0.9 m/s

Rank	Bib	Name	Nat	Lane	Reaction time	Result
1	733	POPOWICZ Marika	POL	7	0.204	11.75 Q
2	782	OGRAZEANU Andreea	ROM	5	0.221	11.82 Q
3	534	FOSTER Amy	IRL	2	0.179	11.83 q PB
4	664	AKINYEMI Folake	NOR	6	0.173	11.90 q PB
5	930	GUSTAFSSON Maria	SWE	4	0.164	12.00
6	575	BALBONI Martina	ITA	3	0.195	12.00

100m Women
Round 1 Heat 4 (5)
19 JUL 2007 / Start Time: 15:00

Wind: -0.1 m/s

Rank	Bib	Name	Nat	Lane	Reaction time	Result
1	211	EFTIMOVA Inna	BUL	4	0.180	11.56 Q
2	469	O'NEILL Elaine	GBR	3	0.159	11.80 Q
3	717	CEGLAREK Agnieszka	POL	2	0.180	11.91 q
4	100	MAAß Julia	GER	8	0.186	12.09
5	929	EURENIUS Isabelle	SWE	7	0.197	12.17
6	126	KOCHINYAN Anna	ARM	6	0.167	12.72
7	651	SCERRI Lara	MLT	5	0.238	12.74

100m Women
Round 1 Heat 5 (5)
19 JUL 2007 / Start Time: 15:05

Wind: -0.6 m/s

Rank	Bib	Name	Nat	Lane	Fn	Result
1	477	SHAND-WHITTINGHAM Anike	GBR	2	F1	11.80 Q
2	844	SERKOVA Mariya	RUS	7		11.84 Q
3	861	MIHALINEC Maja	SLO	8		11.85 q SB
4	940	SKUGGE Julia	SWE	5		11.97 q
5	295	COTÁN Amparo María	ESP	3		12.05
6	394	AMOFÁ DIATUO Jefie	FRA	4		12.09
7	869	PRETELLI Martina	SMR	6		13.19

Qualified: First 2 in each heat (Q) and 6 best performers (q) to the Semifinals

Results

**100m Women
Semifinal**
19 JUL 2007 / Start Time: 19:25

Rank	Bib	Name	Nat	Lane	Reaction time	Fn	Result	
1	211	EFTIMOVA Inna	BUL	5	0.182		11.46	Q
1	671	OKPARAEBO Ezinne	NOR	3	0.195		11.46	Q
3	250	CECHOVÁ Katerina	CZE	4	0.165	F 1	11.55	Q
4	733	POPOWICZ Marika	POL	5	0.173		11.56	Q
5	981	POHREBNYAK Nataliya	UKR	6	0.188		11.57	Q
6	477	SHAND-WHITTINGHAM Anike	GBR	4	0.163		11.67	Q
7	115	SUTSCHET Julia	GER	7	0.190		11.72	Q
8	469	O'NEILL Elaine	GBR	6	0.159		11.73	Q
9	844	SERKOVA Mariya	RUS	1	0.230		11.78	Q
10	534	FOSTER Amy	IRL	2	0.176		11.79	Q
11	717	CEGLAREK Agnieszka	POL	1	0.188		11.84	Q
12	861	MIHALINEC Maja	SLO	8	0.230		11.89	Q
13	664	AKINYEMI Folake	NOR	2	0.180		11.93	Q
13	940	SKUGGE Julia	SWE	8	0.195		11.93	Q
15	782	OGRAZEANU Andreea	ROM	3	0.230		11.94	Q
16	113	SPORLEDER Elisa	GER	9	0.187		12.14	Q
17	578	COLOMBO Roberta	ITA	7	0.199		12.16	Q

**100m Women
Semifinal 1 (2)**
19 JUL 2007 / Start Time: 19:25

Wind: +0.5 m/s

Rank	Bib	Name	Nat	Lane	Reaction time	Result	
1	211	EFTIMOVA Inna	BUL	5	0.182	11.46	Q
2	981	POHREBNYAK Nataliya	UKR	6	0.188	11.57	Q
3	477	SHAND-WHITTINGHAM Anike	GBR	4	0.163	11.67	Q
4	717	CEGLAREK Agnieszka	POL	1	0.188	11.84	Q
5	861	MIHALINEC Maja	SLO	8	0.230	11.89	Q
6	664	AKINYEMI Folake	NOR	2	0.180	11.93	Q
7	782	OGRAZEANU Andreea	ROM	3	0.230	11.94	Q
8	113	SPORLEDER Elisa	GER	9	0.187	12.14	Q
9	578	COLOMBO Roberta	ITA	7	0.199	12.16	Q

**100m Women
Semifinal 2 (2)**
19 JUL 2007 / Start Time: 19:31

Wind: +0.8 m/s

Rank	Bib	Name	Nat	Lane	Reaction time	Fn	Result	
1	671	OKPARAEBO Ezinne	NOR	3	0.195		11.46	Q
2	250	CECHOVÁ Katerina	CZE	4	0.165	F 1	11.55	Q
3	733	POPOWICZ Marika	POL	5	0.173		11.56	Q
4	115	SUTSCHET Julia	GER	7	0.190		11.72	Q
5	469	O'NEILL Elaine	GBR	6	0.159		11.73	Q
6	844	SERKOVA Mariya	RUS	1	0.230		11.78	Q
7	534	FOSTER Amy	IRL	2	0.176		11.79	Q
8	940	SKUGGE Julia	SWE	8	0.195		11.93	Q

Qualified: First 4 in each heat (Q) to the Final

 INTERNET Service: www.european-athletics.org

Data Service sponsored by EPSON

Timing and Result Service by ST SPORTSERVICE

printed at THU 19 JUL 2007 20:08

Page 28 of 38

INTERNATIONAL TECHNICAL PARTNER



INSTITUTIONS








Results

400m Women
Round 1
19 JUL 2007 / Start Time: 17:20

Rank	Bib	Name	Nat	Lane	Reaction time	Result	
1	847	USTALOVA Kseniya	RUS	6	0.297	53.57	Q
2	826	FOMINA Olga	RUS	8	0.232	53.60	Q
3	220	GRGIC Danijela	CRO	6	0.333	53.68	Q
4	979	MYHAYLICHENKO Olha	UKR	3	0.252	53.90	Q =SB
5	405	GAYOT Marie	FRA	4	0.217	54.09	Q PB
6	849	VERKHOVSKAYA Anna	RUS	2	0.301	54.15	q
7	632	ORLAUSKAITE Agne	LTU	8	0.199	54.23	q PB
8	197	MANKO Viktoriya	BLR	1	0.301	54.37	Q
9	110	SCHMIDT Lena	GER	7	0.201	54.49	
10	863	PUC Anja	SLO	4	0.205	54.52	
11	116	ULLMANN Wiebke	GER	3	0.223	54.57	
12	713	BAUMGART Iga	POL	5	0.257	54.69	PB
13	459	CROXFORD Holly	GBR	7	0.151	54.80	
14	18	BODDY Kaira	NED	4	0.311	55.00	PB
15	200	SHAUCHUK Viktoriya	BLR	5	0.210	55.24	
16	932	HELLBERG-JONSÉN Sofia	SWE	2	0.173	55.25	
17	576	BONFANTI Elena	ITA	5	0.264	55.31	
18	787	RUSU Florina	ROM	1	0.240	55.37	=PB
19	668	HAUGE Benedikte	NOR	3	0.222	55.41	
20	528	NEMES Rita	HUN	8	0.208	56.22	
21	777	IONITA Anamaria	ROM	6	0.226	56.23	
	99	KOHLMANN Fabienne	GER	7	0.203	DNF	
	778	LAVRIC Mirela	ROM	2		DNS	

400m Women
Round 1 Heat 1 (3)
19 JUL 2007 / Start Time: 17:20

Rank	Bib	Name	Nat	Lane	Reaction time	Result	
1	847	USTALOVA Kseniya	RUS	6	0.297	53.57	Q
2	197	MANKO Viktoriya	BLR	1	0.301	54.37	Q
3	110	SCHMIDT Lena	GER	7	0.201	54.49	
4	18	BODDY Kaira	NED	4	0.311	55.00	PB
5	576	BONFANTI Elena	ITA	5	0.264	55.31	
6	668	HAUGE Benedikte	NOR	3	0.222	55.41	
7	528	NEMES Rita	HUN	8	0.208	56.22	
	778	LAVRIC Mirela	ROM	2		DNS	

400m Women
Round 1 Heat 2 (3)
19 JUL 2007 / Start Time: 17:27

Rank	Bib	Name	Nat	Lane	Reaction time	Result	
1	826	FOMINA Olga	RUS	8	0.232	53.60	Q
2	979	MYHAYLICHENKO Olha	UKR	3	0.252	53.90	Q =SB
3	863	PUC Anja	SLO	4	0.205	54.52	
4	200	SHAUCHUK Viktoriya	BLR	5	0.210	55.24	
5	932	HELLBERG-JONSÉN Sofia	SWE	2	0.173	55.25	
6	777	IONITA Anamaria	ROM	6	0.226	56.23	
	99	KOHLMANN Fabienne	GER	7	0.203	DNF	

INTERNET Service: www.european-athletics.org
Data Service sponsored by EPSON
Timing and Result Service by ST SPORTSERVICE

printed at THU 19 JUL 2007 20:08

Page 29 of 38

INTERNATIONAL TECHNICAL PARTNER



INSTITUTIONS








Results

400m Women

Round 1 Heat 3 (3)

19 JUL 2007 / Start Time: 17:34

Rank	Bib	Name	Nat	Lane	Reaction time	Result	
1	220	GRGIC Danijela	CRO	6	0.333	53.68	Q
2	405	GAYOT Marie	FRA	4	0.217	54.09	Q
3	849	VERKHOVSKAYA Anna	RUS	2	0.301	54.15	q
4	632	ORLAUSKAITE Agne	LTU	8	0.199	54.23	q
5	116	ULLMANN Wiebke	GER	3	0.223	54.57	
6	713	BAUMGART Iga	POL	5	0.257	54.69	
7	459	CROXFORD Holly	GBR	7	0.151	54.80	
8	787	RUSU Florina	ROM	1	0.240	55.37	

Qualified: First 2 in each heat (Q) and 2 best performers (q) to the Final

3000m Steeplechase Women

Round 1

19 JUL 2007 / Start Time: 15:50

Rank	Bib	Name	Nat	Order	Result	
1	665	ENGESET Kristine Eikrem	NOR	4	10:20.64	Q
2	606	JELIZAROVA Polina	LAT	2	10:23.17	Q
3	666	GRØVDAL Karoline Bjerkeli	NOR	4	10:23.95	Q
4	723	GAWRYLUK Eliza	POL	6	10:28.97	Q
5	336	ERIKSSON Sandra	FIN	6	10:29.23	Q
6	845	SHLYAKHOVA Yekaterina	RUS	5	10:31.60	Q
7	938	ÖRN Lena	SWE	2	10:32.38	Q
8	406	GHESQUIERE Louise	FRA	3	10:33.07	q
9	837	NEMKINA Natalya	RUS	5	10:34.38	Q
10	521	KÁCSER Krisztina	HUN	1	10:34.51	q
11	953	MINGIR Gülcan	TUR	3	10:37.18	q
12	522	KÁCSER Zita	HUN	8	10:44.70	q
13	914	SOLIVARSKÁ Pavla	SVK	7	10:44.70	
14	344	MIETTINEN Suvu	FIN	1	10:48.91	
15	118	VON DER HORST Laura	GER	8	11:10.55	
16	774	GHEORGHU Ecaterina	ROM	7	11:24.89	

3000m Steeplechase Women

Round 1 Heat 1 (2)

19 JUL 2007 / Start Time: 15:50

Rank	Bib	Name	Nat	Order	Result	
1	665	ENGESET Kristine Eikrem	NOR	4	10:20.64	Q
2	606	JELIZAROVA Polina	LAT	2	10:23.17	Q
3	336	ERIKSSON Sandra	FIN	6	10:29.23	Q
4	837	NEMKINA Natalya	RUS	5	10:34.38	Q
5	521	KÁCSER Krisztina	HUN	1	10:34.51	q
6	953	MINGIR Gülcan	TUR	3	10:37.18	q
7	118	VON DER HORST Laura	GER	8	11:10.55	
8	774	GHEORGHU Ecaterina	ROM	7	11:24.89	

Intermediate times: 1000m 3:21.73 606 JELIZAROVA Polina (LAT)
2000m 6:52.07 606 JELIZAROVA Polina (LAT)

Results

3000m Steeplechase Women
Round 1 Heat 2 (2)
19 JUL 2007 / Start Time: 16:05

Rank	Bib	Name	Nat	Order	Result		
1	666	GRØVDAL Karoline Bjerkeli	NOR	4	10:23.95	Q	
2	723	GAWRYLUK Eliza	POL	6	10:28.97	Q	
3	845	SHLYAKHOVA Yekaterina	RUS	5	10:31.60	Q	
4	938	ÖRN Lena	SWE	2	10:32.38	Q	PB
5	406	GHEQUIERE Louise	FRA	3	10:33.07	q	
6	522	KÁCSER Zita	HUN	8	10:44.70	q	PB
7	914	SOLIVARSKÁ Pavla	SVK	7	10:44.70	q	PB
8	344	MIETTINEN Suvi	FIN	1	10:48.91		

Intermediate times: 1000m 3:22.54 666 GRØVDAL Karoline Bjerkeli (NOR)
 2000m 6:52.63 666 GRØVDAL Karoline Bjerkeli (NOR)

Qualified: First 4 in each heat (Q) and 4 best performers (q) to the Final

400m Hurdles Women
Round 1
19 JUL 2007 / Start Time: 13:35

Rank	Bib	Name	Nat	Lane	Reaction time	Fn	Result		
1	99	KOHLMANN Fabienne	GER	2	0.194		57.25	Q	PB
2	476	SHAKES-DRAYTON Perri	GBR	3	0.278		57.72	Q	
3	833	KORABLEVA Darya	RUS	2	0.294		58.16	Q	
4	401	FOSSE Amélie	FRA	3	0.217		58.26	Q	PB
5	776	IONESCU Andreea	ROM	6	0.358	F1	58.44	Q	
6	839	OTT Anastasiya	RUS	8	0.206		59.07	Q	
7	732	POLAK Tina	POL	3	0.315		59.40	Q	
8	533	BARR Jessie	IRL	7	0.212		59.55	Q	PB
9	913	SLANICKOVÁ Lucie	SVK	5	0.220		59.59	Q	PB
10	255	VOLFOVÁ Kristina	CZE	5	0.180		59.64	q	
11	727	KOPYCKA Monika	POL	5	0.226		59.74	q	
12	934	JANSSON Sanna	SWE	6	0.207		59.75	q	
12	985	TITIMETS Hanna	UKR	3	0.207		59.75	Q	
14	670	NORDTØMME Rachel	NOR	4	0.192		1:00.02	q	PB
15	456	BEESELEY Meghan	GBR	7	0.216		1:00.12	Q	
16	783	PATRASC Andreea	ROM	5	0.270	F1	1:00.43	Q	
17	178	CVIJETIC Gorana	BIH	4	0.229		1:00.48		
18	335	AUNO Kristiina	FIN	6	0.265		1:00.56		
19	538	SHEEHAN Kalyn	IRL	4	0.170		1:00.57		SB
20	12	DEKKERS Susanne	NED	7	0.222		1:00.59		
21	14	MANDERS Marlies	NED	7	0.204		1:00.88		
22	898	FONTANIVE Petra	SUI	2	0.226		1:01.08		
23	230	PAPAIANOANNOU Ramona	CYP	2	0.175		1:03.52		
24	520	FARSANG Evelin	HUN	4	0.246		1:03.59		
25	866	VIVOD Vesna	SLO	6	0.277		1:04.07		

400m Hurdles Women
Round 1 Heat 1 (4)
19 JUL 2007 / Start Time: 13:35

Rank	Bib	Name	Nat	Lane	Reaction time	Result		
1	476	SHAKES-DRAYTON Perri	GBR	3	0.278	57.72	Q	
2	833	KORABLEVA Darya	RUS	2	0.294	58.16	Q	
3	533	BARR Jessie	IRL	7	0.212	59.55	Q	PB
4	727	KOPYCKA Monika	POL	5	0.226	59.74	q	
5	934	JANSSON Sanna	SWE	6	0.207	59.75	q	
6	520	FARSANG Evelin	HUN	4	0.246	1:03.59		

INTERNET Service: www.european-athletics.org

Data Service sponsored by EPSON

Timing and Result Service by ST SPORTSERVICE

printed at THU 19 JUL 2007 20:08

Page 31 of 38

INTERNATIONAL TECHNICAL PARTNER



INSTITUTIONS








Results

400m Hurdles Women
Round 1 Heat 2 (4)
19 JUL 2007 / Start Time: 13:45

Rank	Bib	Name	Nat	Lane	Reaction time	Fn	Result	
1	99	KOHLMANN Fabienne	GER	2	0.194		57.25	Q PB
2	401	FOSSE Amélie	FRA	3	0.217		58.26	Q PB
3	776	IONESCU Andreea	ROM	6	0.358	F1	58.44	Q
4	255	VOLFOVÁ Kristina	CZE	5	0.180		59.64	q
5	670	NORDTØMME Rachel	NOR	4	0.192		1:00.02	q PB
6	14	MANDERS Marlies	NED	7	0.204		1:00.88	

400m Hurdles Women
Round 1 Heat 3 (4)
19 JUL 2007 / Start Time: 13:52

Rank	Bib	Name	Nat	Lane	Reaction time	Result	
1	839	OTT Anastasiya	RUS	8	0.206	59.07	Q
2	913	SLANICKOVÁ Lucie	SVK	5	0.220	59.59	Q PB
3	985	TITIMETS Hanna	UKR	3	0.207	59.75	Q
4	178	CVIJETIC Gorana	BIH	4	0.229	1:00.48	
5	12	DEKKERS Susanne	NED	7	0.222	1:00.59	
6	230	PAPAIANOANNOU Ramona	CYP	2	0.175	1:03.52	
7	866	VIVOD Vesna	SLO	6	0.277	1:04.07	

400m Hurdles Women
Round 1 Heat 4 (4)
19 JUL 2007 / Start Time: 13:59

Rank	Bib	Name	Nat	Lane	Reaction time	Fn	Result	
1	732	POLAK Tina	POL	3	0.315		59.40	Q
2	456	BEESEY Meghan	GBR	7	0.216		1:00.12	Q
3	783	PATRASC Andreea	ROM	5	0.270	F1	1:00.43	Q
4	335	AUNO Kristiina	FIN	6	0.265		1:00.56	
5	538	SHEEHAN Kalya	IRL	4	0.170		1:00.57	SB
6	898	FONTANIVE Petra	SUI	2	0.226		1:01.08	

Qualified: First 3 in each heat (Q) and 4 best performers (q) to the Semifinals

Pole Vault Women
Qualification
19 JUL 2007 / Start Time: 16:40

Rank	Bib	Name	Nat	Order	Result	
1	715	BUNIKOWSKA Karmen	POL	6	4.00	q
1	102	MICHEL Christina	GER	9	4.00	q
1	345	NIKKANEN Minna	FIN	8	4.00	q
1	108	RYZIH Elizaveta	GER	3	4.00	q
1	903	SCHMID Anna Katharina	SUI	5	4.00	q
1	349	VANDY Vanessa	FIN	4	4.00	q
7	397	BUISSON Marion	FRA	6	4.00	q
8	505	ZAHARIÁDI Mariánna	GRE	2	4.00	q
9	983	RUYEVA Alevtyna	UKR	8	4.00	q
10	603	DIMANTE Alise	LAT	3	4.00	q
11	850	VOLIK Valeriya	RUS	5	3.90	q
12	504	STEFANÍDI Ekateríni	GRE	4	3.90	q
13	931	GUSTAVSSON Emelie	SWE	1	3.90	
13	421	RENAUDET Camille	FRA	1	3.90	PB
15	500	LEDÁKI Stélla-Iró	GRE	7	3.90	
16	261	HØGH-PEDERSEN Iben	DEN	2	3.60	
	927	BERGLUND Fanny	SWE	7	NM	

INTERNET Service: www.european-athletics.org
Data Service sponsored by EPSON
Timing and Result Service by ST SPORTSERVICE

printed at THU 19 JUL 2007 20:08

Page 32 of 38

INTERNATIONAL TECHNICAL PARTNER



INSTITUTIONS








Results

Pole Vault Women (cont.)

Qualification			3.40	3.60	3.75	3.90	4.00
1	715	BUNIKOWSKA Karmen	-	o	o	o	o
1	102	MICHEL Christina	-	-	o	o	o
1	345	NIKKANEN Minna	-	-	-	o	o
1	108	RYZIH Elizaveta	-	-	-	o	o
1	903	SCHMID A	-	o	o	o	o
1	349	VANDY Vanessa	-	o	o	o	o
7	397	BUISSON Marion	-	-	xo	o	o
8	505	ZAHARIÁDI Mariánna	-	-	o	o	xo
9	983	RUYEVA Alevtyna	-	-	o	o	xxo
10	603	DIMANTE Alise	-	o	o	xo	xxo
11	850	VOLIK Valeriya	-	o	o	o	xxx
12	504	STEFANÍDI E	-	-	xxo	o	xxx
13	931	GUSTAVSSON Emelie	-	o	o	xxo	xxx
13	421	RENAUDET Camille	-	o	o	xxo	xxx
15	500	LEDÁKI Stélla-Iró	-	-	xxo	xxo	xxx
16	261	HØGH-PEDERSEN Iben	-	o	xxx	-	-
	927	BERGLUND Fanny	-	-	xxx	-	-

Pole Vault Women

Qualification Group A

19 JUL 2007 / Start Time: 16:40

Rank	Bib	Name	Nat	Order	Result
1	108	RYZIH Elizaveta	GER	3	4.00 q
1	903	SCHMID Anna Katharina	SUI	5	4.00 q
1	349	VANDY Vanessa	FIN	4	4.00 q
4	397	BUISSON Marion	FRA	6	4.00 q
5	505	ZAHARIÁDI Mariánna	GRE	2	4.00 q
6	983	RUYEVA Alevtyna	UKR	8	4.00 q
7	931	GUSTAVSSON Emelie	SWE	1	3.90
8	500	LEDÁKI Stélla-Iró	GRE	7	3.90
					3.40
					3.60
					3.75
					3.90
					4.00
1	108	RYZIH Elizaveta	-	-	o
1	903	SCHMID A	-	o	o
1	349	VANDY Vanessa	-	o	o
4	397	BUISSON Marion	-	xo	o
5	505	ZAHARIÁDI Mariánna	-	o	xo
6	983	RUYEVA Alevtyna	-	o	xxo
7	931	GUSTAVSSON Emelie	-	o	xxx
8	500	LEDÁKI Stélla-Iró	-	xxo	xxx

Pole Vault Women

Qualification Group B

19 JUL 2007 / Start Time: 16:40

Rank	Bib	Name	Nat	Order	Result
1	715	BUNIKOWSKA Karmen	POL	6	4.00 q
1	102	MICHEL Christina	GER	9	4.00 q
1	345	NIKKANEN Minna	FIN	8	4.00 q
4	603	DIMANTE Alise	LAT	3	4.00 q
5	850	VOLIK Valeriya	RUS	5	3.90 q
6	504	STEFANÍDI Ekateríni	GRE	4	3.90 q
7	421	RENAUDET Camille	FRA	1	3.90
8	261	HØGH-PEDERSEN Iben	DEN	2	3.60
	927	BERGLUND Fanny	SWE	7	NM
					3.40
					3.60
					3.75
					3.90
					4.00
1	715	BUNIKOWSKA Karmen	-	o	o
1	102	MICHEL Christina	-	o	o
1	345	NIKKANEN Minna	-	-	o
4	603	DIMANTE Alise	-	o	xxo
5	850	VOLIK Valeriya	-	o	xxx
6	504	STEFANÍDI E	-	xxo	xxx
7	421	RENAUDET Camille	-	o	xxx
8	261	HØGH-PEDERSEN Iben	-	xxx	-
	927	BERGLUND Fanny	-	xxx	-

Qualified: qualifying perf. 4.10 (Q) or 12 best performers (q) to the Final

INTERNET Service: www.european-athletics.org

Data Service sponsored by EPSON

Timing and Result Service by ST SPORTSERVICE

printed at THU 19 JUL 2007 20:08

Page 33 of 38

INTERNATIONAL TECHNICAL PARTNER



INSTITUTIONS








Results

Long Jump Women

Qualification

19 JUL 2007 / Start Time: 18:10

Rank	Bib	Name	Nat	Order	Result
1	414	LESUEUR Eloyse	FRA	1	6.38 Q
2	882	SPANOVIC Ivana	SRB	6	6.24 q
3	88	BAUSCHKE Melanie	GER	2	6.18 q
4	860	KOKOT Nina	SLO	9	6.17 q
5	96	KÄTHER Nadja	GER	9	6.14 q
6	901	PUSTERLA Irène	SUI	11	6.11 q
7	841	PIDLIZHNAYA Yuliya	RUS	7	6.06 q
8	980	PALANIY Nataliya	UKR	6	6.05 q
9	410	KESSELY Haoua	FRA	7	6.05 q
10	117	UNGER Stephanie	GER	3	6.03 q
11	403	GALTIER Manuela	FRA	3	6.02 q
12	537	PROPER Kelly	IRL	2	6.02 q
13	672	ONSTAD Oda Utsi	NOR	1	5.94
14	978	KNYAZHEVA Hanna	UKR	10	5.88
15	253	ONDRASCHKOVA Lucie	CZE	11	5.75
16	902	REUSE Clélia	SUI	5	5.75
17	319	SADEIKO Grit	EST	10	5.73
18	771	DEIAC Cornelia	ROM	8	5.69
19	719	CICHOWLAS Agnieszka	POL	8	5.66
20	612	CARELLO Giuliana	LIE	5	5.14
	249	CACHOVA Katerina	CZE	4	NM
	770	BUJIN Cristina	ROM	4	DNS

		1	2	3
1	414	LESUEUR Eloyse	6.38 (+0.2)	
2	882	SPANOVIC Ivana	6.24 (+0.1)	
3	88	BAUSCHKE Melanie	5.96 (+0.2)	6.05 (0.0)
4	860	KOKOT Nina	5.82 (-0.2)	6.18 (-1.0) 5.89 (+0.4)
5	96	KÄTHER Nadja	x	6.17 (-0.2) x
6	901	PUSTERLA Irène	5.87 (0.0)	6.14 (-0.3) -
7	841	PIDLIZHNAYA Yuliya	6.06 (0.0)	5.80 (-0.5) 6.11 (+0.5)
8	980	PALANIY Nataliya	5.92 (-0.3)	x 6.05 (0.0)
9	410	KESSELY Haoua	6.05 (0.0)	x 6.03 (0.0)
10	117	UNGER Stephanie	5.88 (-0.1)	x 6.02 (+0.1)
11	403	GALTIER Manuela	x	4.86 (0.0) 6.02 (+0.1)
12	537	PROPER Kelly	x	6.02 (-0.2) x
13	672	ONSTAD Oda Utsi	5.94 (+0.1)	x 5.79 (0.0)
14	978	KNYAZHEVA Hanna	5.88 (-0.4)	x 5.71 (0.0)
15	253	ONDRASCHKOVA Lucie	5.61 (-0.5)	5.63 (+0.7) 5.75 (+0.1)
16	902	REUSE Clélia	x	5.75 (-0.2) x
17	319	SADEIKO Grit	5.53 (-0.1)	5.46 (-0.4) 5.73 (+0.1)
18	771	DEIAC Cornelia	5.48 (-0.3)	5.69 (+0.3) 5.60 (-0.1)
19	719	CICHOWLAS A	5.66 (-0.4)	x x
20	612	CARELLO Giuliana	5.01 (-1.0)	5.14 (-0.4) 5.01 (+0.3)
	249	CACHOVA Katerina	x	
	770	BUJIN Cristina		

INTERNET Service: www.european-athletics.org

Data Service sponsored by EPSON

Timing and Result Service by ST SPORTSERVICE

printed at THU 19 JUL 2007 20:08

Page 34 of 38

INTERNATIONAL TECHNICAL PARTNER

EPSON®

INSTITUTIONS

THALES
FBK GAMES

INGENIEUR
HENGELO

provincie Overijssel

Defensie

KNAU
KONINKRIJK DER NEDERLANDEN

Ministerie van
Volksgezondheid,
Wetgeving en Sport

Results

Long Jump Women

Qualification Group A

19 JUL 2007 / Start Time: 18:10

Rank	Bib	Name	Nat	Order	Result
1	88	BAUSCHKE Melanie	GER	2	6.18 q
2	860	KOKOT Nina	SLO	9	6.17 q
3	901	PUSTERLA Irène	SUI	11	6.11 q
4	841	PIDLZHAYNA Yuliya	RUS	7	6.06 q
5	980	PALANIY Nataliya	UKR	6	6.05 q
6	403	GALTIER Manuela	FRA	3	6.02 q
7	672	ONSTAD Oda Utsi	NOR	1	5.94
8	319	SADEIKO Grit	EST	10	5.73
9	719	CICHOWLAS Agnieszka	POL	8	5.66
10	612	CARELLO Giuliana	LIE	5	5.14
	770	BUJIN Cristina	ROM	4	DNS

		1	2	3	
1	88	BAUSCHKE Melanie	5.96 (+0.2)	6.18 (-1.0)	5.89 (+0.4)
2	860	KOKOT Nina	5.82 (-0.2)	6.17 (-0.2)	x
3	901	PUSTERLA Irène	5.87 (0.0)	5.80 (-0.5)	6.11 (+0.5)
4	841	PIDLZHAYNA Yuliya	6.06 (0.0)	x	x
5	980	PALANIY Nataliya	5.92 (-0.3)	6.02 (-0.5)	6.05 (0.0)
6	403	GALTIER Manuela	x	4.86 (0.0)	6.02 (+0.1)
7	672	ONSTAD Oda Utsi	5.94 (+0.1)	x	5.79 (0.0)
8	319	SADEIKO Grit	5.53 (-0.1)	5.46 (-0.4)	5.73 (+0.1)
9	719	CICHOWLAS A	5.66 (-0.4)	x	x
10	612	CARELLO Giuliana	5.01 (-1.0)	5.14 (-0.4)	5.01 (+0.3)
	770	BUJIN Cristina			

Long Jump Women

Qualification Group B

19 JUL 2007 / Start Time: 18:10

Rank	Bib	Name	Nat	Order	Result
1	414	LESUEUR Eloyse	FRA	1	6.38 Q
2	882	SPANOVIC Ivana	SRB	6	6.24 q
3	96	KÄTHER Nadja	GER	9	6.14 q
4	410	KESSELY Haoua	FRA	7	6.05 q
5	117	UNGER Stephanie	GER	3	6.03 q
6	537	PROPER Kelly	IRL	2	6.02 q
7	978	KNYAZHEVA Hanna	UKR	10	5.88
8	253	ONDRASCHKOVÁ Lucie	CZE	11	5.75
9	902	REUSE Clélia	SUI	5	5.75
10	771	DEIAC Cornelia	ROM	8	5.69
	249	CACHOVÁ Katerina	CZE	4	NM

		1	2	3
1	414	LESUEUR Eloyse	6.38 (+0.2)	
2	882	SPANOVIC Ivana	6.24 (+0.1)	
3	96	KÄTHER Nadja	x	
4	410	KESSELY Haoua	6.05 (0.0)	
5	117	UNGER Stephanie	5.88 (-0.1)	6.03 (0.0)
6	537	PROPER Kelly	x	6.02 (-0.2)
7	978	KNYAZHEVA Hanna	5.88 (-0.4)	x
8	253	ONDRASCHKOVÁ Lucie	5.61 (-0.5)	5.63 (+0.7)
9	902	REUSE Clélia	x	5.75 (-0.2)
10	771	DEIAC Cornelia	5.48 (-0.3)	5.69 (+0.3)
	249	CACHOVÁ Katerina	x	

Qualified: qualifying perf. 6.25 (Q) or 12 best performers (q) to the Final

INTERNET Service: www.european-athletics.org

Data Service sponsored by EPSON

Timing and Result Service by ST SPORTSERVICE

printed at THU 19 JUL 2007 20:08

Page 35 of 38

INTERNATIONAL TECHNICAL PARTNER

EPSON®

INSTITUTIONS

THALES
FBK GAMES

TOEGEBORTE
HENGELO

provincie Overijssel

Defensie

KNAU
STRATEGIE MERKANTE SYSTEM LINE

Ministerie van
Volksgezondheid,
Wetgeving en Sport

Results

Shot Put Women

Qualification

19 JUL 2007 / Start Time: 13:40

Rank	Bib	Name	Nat	Order	Result	
1	1	BOEKELMAN Melissa	NED	8	16.46	Q
2	461	FRANCIS Eden	GBR	9	15.57	Q
3	526	MÁRTON Anita	HUN	10	15.55	Q
4	195	KOPETS Alena	BLR	6	15.44	Q
5	721	DUDZINSKA Agnieszka	POL	3	15.17	q
6	119	VON LOGA Isabell	GER	4	15.04	q
7	984	SAMOLYUK Hanna	UKR	1	14.80	q
8	219	GREGURIC Mateja	CRO	9	14.77	q
9	974	BOLBAT Viktoriya	UKR	6	14.70	q
10	880	VOJINOVIC Marina	SRB	7	14.69	q
11	20	REUVER Bianca	NED	8	14.65	q =PB
12	422	ROBARD Gianni	FRA	5	14.55	q PB
13	398	CLOSSE Kelly	FRA	2	14.41	
14	341	KUOSSARI Minnamari	FIN	1	14.32	
15	857	HUS Spela	SLO	5	13.70	
16	735	ROGALSKA Daria	POL	10	13.67	
17	641	SCHARTZ Kim	LUX	3	13.62	
18	415	LIXFE Myriam	FRA	2	13.60	
19	881	ZOGOVIĆ Ana	SRB	4	13.23	
20	631	BUJUTE Ugne	LTU	7	12.38	

	1	2	3
1	16.46		
2	15.57		
3	15.55		
4	15.44		
5	13.51	15.00	15.17
6	14.26	15.04	x
7	x	14.80	x
8	14.27	14.25	14.77
9	13.70	14.51	14.70
10	14.60	14.16	14.69
11	14.32	14.53	14.65
12	14.09	13.97	14.55
13	14.41	13.88	x
14	14.32	14.05	13.78
15	12.96	13.70	11.49
16	x	x	13.67
17	12.86	13.62	13.13
18	13.60	x	13.55
19	12.76	12.64	13.23
20	x	12.38	12.33

Shot Put Women

Qualification Group A

19 JUL 2007 / Start Time: 13:40

Rank	Bib	Name	Nat	Order	Result	
1	195	KOPETS Alena	BLR	6	15.44	Q
2	119	VON LOGA Isabell	GER	4	15.04	q
3	984	SAMOLYUK Hanna	UKR	1	14.80	q
4	219	GREGURIC Mateja	CRO	9	14.77	q
5	880	VOJINOVIC Marina	SRB	7	14.69	q
6	20	REUVER Bianca	NED	8	14.65	q =PB
7	857	HUS Spela	SLO	5	13.70	
8	735	ROGALSKA Daria	POL	10	13.67	
9	641	SCHARTZ Kim	LUX	3	13.62	
10	415	LIXFE Myriam	FRA	2	13.60	

INTERNET Service: www.european-athletics.org

Data Service sponsored by EPSON

Timing and Result Service by ST SPORTSERVICE

printed at THU 19 JUL 2007 20:08

Page 36 of 38

INTERNATIONAL TECHNICAL PARTNER

EPSON

INSTITUTIONS

THALES
FBK GAMES

INGENIEUR
ENGELO

provincie Overijssel

Defensie

KNAU
BRONNEN, MERKANTIE, LUSTEN, LIEFDE

Ministerie van
Volksgezondheid,
Wetgeving en Sport

Results

Shot Put Women (cont.)

Qualification Group A			1	2	3
1	195	KOPETS Alena	15.44		
2	119	VON LOGA Isabell	14.26	15.04	x
3	984	SAMOLYUK Hanna	x	14.80	x
4	219	GREGURIC Mateja	14.27	14.25	14.77
5	880	VOJINOVIC Marina	14.60	14.16	14.69
6	20	REUVER Bianca	14.32	14.53	14.65
7	857	HUS Spela	12.96	13.70	11.49
8	735	ROGALSKA Daria	x	x	13.67
9	641	SCHARTZ Kim	12.86	13.62	13.13
10	415	LIXFE Myriam	13.60	x	13.55

Shot Put Women

Qualification Group B

19 JUL 2007 / Start Time: 13:40

Rank	Bib	Name	Nat	Order	Result	
1	1	BOEKELMAN Melissa	NED	8	16.46	Q
2	461	FRANCIS Eden	GBR	9	15.57	Q
3	526	MÁRTON Anita	HUN	10	15.55	Q
4	721	DUDZINSKA Agnieszka	POL	3	15.17	q
5	974	BOLBAT Viktoriya	UKR	6	14.70	q
6	422	ROBARD Gianni	FRA	5	14.55	q
7	398	CLOSSE Kelly	FRA	2	14.41	
8	341	KUOSSARI Minnamari	FIN	1	14.32	
9	881	ZOGOVIĆ Ana	SRB	4	13.23	
10	631	BUJUTE Ugne	LTU	7	12.38	

			1	2	3
1	1	BOEKELMAN Melissa	16.46		
2	461	FRANCIS Eden	15.57		
3	526	MÁRTON Anita	15.55		
4	721	DUDZINSKA A	13.51	15.00	15.17
5	974	BOLBAT Viktoriya	13.70	14.51	14.70
6	422	ROBARD Gianni	14.09	13.97	14.55
7	398	CLOSSE Kelly	14.41	13.88	x
8	341	KUOSSARI Minnamari	14.32	14.05	13.78
9	881	ZOGOVIĆ Ana	12.76	12.64	13.23
10	631	BUJUTE Ugne	x	12.38	12.33

Qualified: qualifying perf. 15.20 (Q) or 12 best performers (q) to the Final

Results

10000m Track Walk Woman

Final

19 JUL 2007 / Start Time: 12:30

Rank	Bib	Name	Nat	Order	Result	
1	834	KORNIKOVA Anisya	RUS	7	43:27.20	PB
2	846	SHUMKINA Yelena	RUS	1	46:24.74	
3	835	KOSTROMITINA Alena	RUS	11	46:41.56	PB
4	775	GRECEANU Anamaria	ROM	10	47:51.40	SB
5	584	MENZATO Federica	ITA	6	47:58.07	PB
6	582	FERRARO Federica	ITA	18	48:16.05	PB
7	503	STÁVROU Spyridoúla	GRE	20	48:49.38	PB
8	610	PASTARE Agnese	LAT	2	49:07.36	SB
9	751	GODINHO Catarina	POR	9	49:23.73	PB
10	911	CZAKOVA Maria	SVK	12	49:23.95	PB
11	299	GONZALEZ Raquel	ESP	17	50:10.80	PB
12	190	ASIPENKA Krystsina	BLR	13	50:41.30	
13	93	GRASSE Jenny	GER	5	50:43.95	
14	338	KAASALAINEN Karoliina	FIN	8	51:28.07	
15	749	CONCEIÇÃO Ana	POR	14	51:43.77	
16	768	BANCIU Georgiana	ROM	3	53:59.17	
17	523	KARDOS Cecilia	HUN	15	58:35.78	
	294	CASTRILLO Lorena	ESP	4	DNF	
	198	MAZURONAK Volha	BLR	16	DQ	R 230.6
	527	MÉSZÁROS Anita	HUN	21	DQ	R 230.6
	915	STRNADOVA Barbora	SVK	19	DQ	R 230.6
Intermediate times:		1000m	4:13.12	834	KORNIKOVA Anisya (RUS)	
		2000m	8:33.54	834	KORNIKOVA Anisya (RUS)	
		3000m	12:45.38	834	KORNIKOVA Anisya (RUS)	
		4000m	17:01.71	834	KORNIKOVA Anisya (RUS)	
		5000m	21:15.60	834	KORNIKOVA Anisya (RUS)	
		6000m	25:40.51	834	KORNIKOVA Anisya (RUS)	
		7000m	30:02.09	834	KORNIKOVA Anisya (RUS)	
		8000m	34:25.73	834	KORNIKOVA Anisya (RUS)	
		9000m	38:52.11	834	KORNIKOVA Anisya (RUS)	

INTERNET Service: www.european-athletics.org

Data Service sponsored by EPSON

Timing and Result Service by ST SPORTSERVICE

printed at THU 19 JUL 2007 20:08

Page 38 of 38

INTERNATIONAL TECHNICAL PARTNER

EPSON®

INSTITUTIONS

THALES
FBK GAMES

TOEGEBORTE
HENGELO

provincie Overijssel

Defensie

KNAU
KONINKRIJK DER NEDERLANDEN

Ministerie van
Volksgezondheid,
Wetgeving en Sport