

European Para Youth Games VARAŽDIN 2015



RESULTS - Athletics



2015 | EUROPEAN
VARAŽDIN | PARA YOUTH
GAMES

COMPETITION PARTICIPANTS

Rb	Country / Zemlja	Team color	Team manager	Number of athletes	Number of start places
1.	BUL - Bulgaria, Bugarska			5	13
2.	FRA - France, Francuska			6	12
3.	GER - Germany, Njemačka			5	12
4.	IRL - Ireland, Irska			1	2
5.	LTU - Lithuania, Litva			2	3
6.	MNE - Montenegro, Crna Gora			1	2
7.	NOR - Norway, Norveška			1	3
8.	POR - Portugal, Portugal			2	4
9.	ROU - Romania, Rumunjska			1	3
10.	SRB - Serbia, Srbija			3	7
11.	SLO - Slovenia, Slovenija			1	3
12.	ESP - Spain, Španjolska			14	29
13.	SWE - Sweden, Švedska			1	2
14.	CRO - Croatia, Hrvatska			3	6
				46	101

Results day 1 - 17.07.2015

100 m Women

Rank	Bib	Athlete	Y	Country	Category	Age res	Wind	Result	Points
100 m Women Women 11+12									Start: 17:00

Medal Ceremony

1.	37	Itxaso MUNGUIRA ORTIZ DE COSCA	11.11.1999	ESP	Women 11		(+2,1)	15,72	
2.	38	Meritxell PLAYA FAUS	19.3.1998	ESP	Women 12		(+2,1)	17,41	
3.	35	Tanja GLUŠIČ	26.12.1995	SLO	Women 12		(+2,1)	20,38	

100 m Women Women 13+35+47									Start: 17:05
----------------------------	--	--	--	--	--	--	--	--	--------------

Medal Ceremony

1.	18	Janne ENGELEITER	18.8.1995	GER	Women 13		(+1,7)	13,19	
2.	32	Aleksandra MARTINOVIĆ	6.2.1999	SRB	Women 47		(+1,7)	14,54	
3.	2	Fatme ISMAIL	28.4.1997	BUL	Women 13		(+1,7)	15,96	
4.	12	Charlotte MARCHAIS	15.7.1996	FRA	Women 35		(+1,7)	19,77	

100 m Women Women 54									Start: 17:09
----------------------	--	--	--	--	--	--	--	--	--------------

No Medal Ceremony

1.	13	Lea MAZZA	2.2.2000	FRA	Women 54		(+0,8)	20,15	
----	----	-----------	----------	-----	----------	--	--------	-------	--

400 m Women

Rank	Bib	Athlete	Y	Country	Category	Age res	Result	Points	
400 m Women Women 11+12+20									Start: 18:35

Medal Ceremony

1.	36	Lia BEEL QUINTANA	22.7.1995	ESP	Women 11			1:06,12	
2.	28	Ana FELIPE	28.8.1999	POR	Women 20			1:06,33	
3.	35	Tanja GLUŠIČ	26.12.1995	SLO	Women 12			1:29,41	

1500 m Women

Rank	Bib	Athlete	Y	Country	Category	Age res	Result	Points	
1500 m Women Women 20									Start: 19:14

No Medal Ceremony

1.	53	Alexandra GUSTAVSSON	30.8.1997	SWE	Women 20			5:39,86	
----	----	----------------------	-----------	-----	----------	--	--	---------	--

Long Jump Women

Rank	Bib	Athlete	Y	Country	Category	Age res	Wind	Result	Points
Long Jump Women Women									Start: 17:45

Medal Ceremony - RAZA

1.	28	Ana FELIPE	28.8.1999	POR	Women 20		(+1,3)	4,64	578
								3,93/+0,8 3,95/+0,5 3,84/+1,2 4,51/+1,0 4,32/+1,4 4,64/+1,3	
2.	32	Aleksandra MARTINOVIĆ	6.2.1999	SRB	Women 47		(+1,5)	4,36	301
								x/-0,1 x/+1,3 4,13/+1,1 4,36/+1,5 x/+1,6 4,23/+1,0	
3.	38	Meritxell PLAYA FAUS	19.3.1998	ESP	Women 12		(+1,1)	4,57	272
								4,41/+0,1 4,43/+1,9 4,57/+1,1 4,53/+1,9 4,48/+1,7 4,48/+0,8	
4.	2	Fatme ISMAIL	28.4.1997	BUL	Women 13		(+0,3)	3,60	19
								3,59/+1,3 3,60/+0,3 - - - -	

Results day 1 - 17.07.2015

Discus Women

Rank	Bib	Athlete	Y	Country	Category	Age res	Result	Points
Discus Women Women 0,75kg								Start: 17:00

No Medal Ceremony - F3

1.	19	Charleen KOSCHE	24.2.2001	GER 	Women 34		14,10	
		13,49 13,23 13,79 13,37 14,10 12,99						

Javelin Women

Rank	Bib	Athlete	Y	Country	Category	Age res	Result	Points
Javelin Women Women 600g 13+46								Start: 18:00

No Medal Ceremony - F2







1.	33	Sokolov ŠAŠKA	15.5.1995	SRB 	Women 46		27,55 600 gr	
		21,29 x 22,32 21,07 27,55 x						
2.	2	Fatme ISMAIL	28.4.1997	BUL 	Women 13		18,77 600 gr	
		18,77 18,16 x x x x						

Results day 1 - 17.07.2015

100 m Men

Rank	Bib	Athlete	Y	Country	Category	Age res	Wind	Result	Points
100 m Men Men 13									Start: 17:33

Medal Ceremony

1.	48	Diego SANCHO VILLANUEVA	6.1.1999	ESP		Men 13	(+1,5)	11,51	
2.	27	Vegard Dragsund SVERD	1.6.1999	NOR		Men 13	(+1,5)	11,67	
3.	15	David GERBER	16.2.1996	FRA		Men 13	(+1,5)	12,00	
4.	17	Axel ZORZI	13.4.1997	FRA		Men 13	(+1,5)	12,01	
5.	16	Matthias LEROUTIER	23.9.1997	FRA		Men 13	(+1,5)	12,07	
6.		Zhelyaz KOLEV	21.6.1996	BUL		Men 11		DNS	

100 m Men Men 11+12

Start: 17:21



Medal Ceremony

1.	41	Zoltan Vlad CISNEROS PADROS	10.12.1997	ESP		Men 12	(+1,5)	11,59	
2.	47	Jordi SANCHEZ CARRASCO	10.6.1999	ESP		Men 12	(+1,5)	12,18	
3.	39	Sergio ALAMAR GARCIA	20.10.2000	ESP		Men 11	(+1,5)	14,34	

100 m Men Men 35+37+43+44+46+47

Start: 17:27




Medal Ceremony

1.	29	Ivan AMONA	7.10.1977	POR		Men 47	(+1,4)	11,92	
2.	30	Ciprian BARAIAN	..1996	ROU		Men 47	(+1,4)	12,23	
3.	40	Alberto AVILA CHAMORRO	15.8.1996	ESP		Men 44	(+1,4)	12,77	
4.	23	Conor MCBRIDE	4.12.1997	IRL		Men 43	(+1,4)	12,92	
5.	22	Franz KOALICK	22.11.1999	GER		Men 37	(+1,4)	13,22	
6.	21	Nico GLASING	8.1.1997	GER		Men 37	(+1,4)	13,23	
7.	20	Elias BUDICH	27.9.1999	GER		Men 35	(+1,4)	16,49	

400 m Men

Rank	Bib	Athlete	Y	Country	Category	Age res	Result	Points	
400 m Men Men 13									Start: 18:50

Medal Ceremony

1.	4	Kostadin DIMITROV	10.8.1998	BUL		Men 13		1:02,51	
2.	7	Hristo RADEV	4.6.1996	BUL		Men 13		1:03,59	
6.		Zhelyaz KOLEV	21.6.1996	BUL		Men 11		DNS	

Results day 1 - 17.07.2015

1500 m Men

Rank	Bib	Athlete	Y	Country	Category	Age res	Result	Points
1500 m Men Men 12+13+37+46								Start: 19:30





Medal Ceremony

1.	8	Hristian STOYANOV	20.8.1998	BUL		Men 46	4:11,89	
2.	42	Pedro FERNANDEZ ZAMBRANO	22.5.1996	ESP		Men 12	4:32,54	
3.	44	Alvaro Enrique PEREZ HERNANDEZ	20.12.1996	ESP		Men 13	4:37,37	
4.	34	Petar UDOVIČIĆ	19.3.1997	SRB		Men 37	4:46,88	
5.	49	Arnau TOMAS NAVARRO	17.5.1999	ESP		Men 12	4:48,74	

High Jump Men

Rank	Bib	Athlete	Y	Country	Category	Age res	Result	Points
High Jump Men Men								Start: 17:45

Medal Ceremony - RAZA

1.	45	Daniel PEREZ MARTINEZ	4.1.1995	ESP		Men 47	1,73	603
		163/o 166/o 169/xxo 173/xo 177/xxx						
2.	14	Alexandre DIPOKO EWANE	22.2.1996	FRA		Men 46	1,66	456
		150/xxo 155/o 160/xxo 163/xo 166/xxo 169/xxx						
3.	24	Juozas EIGMINAS	22.10.1996	LTU		Men 13	1,63	431
		150/o 155/o 160/o 163/o 166/-						
4.	16	Matthias LEROUTIER	23.9.1997	FRA		Men 13	1,55	264
		140/o 150/xo 155/xxo 160/-						

Discus Men

Rank	Bib	Athlete	Y	Country	Category	Age res	Result	Points
Discus Men Men 11+12+35+37+40								Start: 17:30


Medal Ceremony - RAZA - F5

1.	11	Matija SLOUP	24.6.1996	CRO		Men 40	17,88 1 kg	785
		16,06 x x 15,53 17,88 x						
2.	26	Mirnes RAMOVIĆ	10.7.1995	MNE		Men 11	24,17 2 kg	360
		22,68 24,17 22,21 22,66 23,76 22,77						
3.	43	Daniel PASTRANA MEDINA	18.8.1999	ESP		Men 12	24,83 1,5 kg	267
		21,33 24,83 24,29 x x x						
4.	9	Matej KAČMARČIK	27.9.1999	CRO		Men 37	27,41 750 g	230
		22,10 24,79 x 27,33 25,95 27,41						
5.	20	Elias BUDICH	27.9.1999	GER		Men 35	19,50 1 kg	121
		17,09 19,50 16,04 17,40 17,93 17,02						
6.	46	David PLOU TORRES	10.7.1998	ESP		Men 12	20,43 1,5 kg	120
		x x 18,57 18,68 20,43 20,25						

Discus Men Men 57 1kg

Start: 17:30

No Medal Ceremony - F3



1.	10	Dominik POČEKAL	21.9.2000	CRO		Men 57	20,27	
		20,27 19,96 17,79 19,20 x 19,53						

Results day 1 - 17.07.2015

Javelin Men

Rank	Bib	Athlete	Y	Country	Category	Age res	Result	Points
Javelin Men Men 35+47								Start: 18:30


No Medal Ceremony - F2

1.	30	Ciprian BARAIAN	..1996	ROU		Men 47	37,24 800g	
		35,40 36,87 34,62 34,62 37,24 36,36						
2.	20	Elias BUDICH	27.9.1999	GER		Men 35	18,52 600g	
		17,85 17,66 16,30 18,34 18,52 17,90						

Javelin Men Men 57 500g

Start: 18:30

No Medal Ceremony - F4

1.	10	Dominik POČEKAL	21.9.2000	CRO		Men 57	16,67	
		13,11 12,96 11,86 x 16,67 15,55						

Results day 2 - 18.07.2015

200 m Women

Rank	Bib	Athlete	Y	Country	Category	Age res	Wind	Result	Points
200 m Women Women 11									Start: 16:34

No Medal Ceremony

1.	36	Lia BEEL QUINTANA	22.7.1995	ESP	Women 11		(+2,2)	29,57	
2.	37	Itxaso MUNGUIRA ORTIZ DE COSCA	11.11.1999	ESP	Women 11		(+2,2)	32,39	

200 m Women Women 13+35+47									Start: 16:39
----------------------------	--	--	--	--	--	--	--	--	--------------

Medal Ceremony

1.	18	Janne ENGELEITER	18.8.1995	GER	Women 13		(+0,9)	28,18	
2.	32	Aleksandra MARTINOVIĆ	6.2.1999	SRB	Women 47		(+0,9)	31,40	
3.	12	Charlotte MARCHAIS	15.7.1996	FRA	Women 35		(+0,9)	44,87	

200 m Women Women 54									Start: 16:27
----------------------	--	--	--	--	--	--	--	--	--------------

No Medal Ceremony

1.	13	Lea MAZZA	2.2.2000	FRA	Women 54		(+2,0)	39,17	
----	----	-----------	----------	-----	----------	--	--------	-------	--

800 m Women

Rank	Bib	Athlete	Y	Country	Category	Age res	Result	Points	
800 m Women Women 20									Start: 17:29

No Medal Ceremony

1.	53	Alexandra GUSTAVSSON	30.8.1997	SWE	Women 20			2:50,27	
----	----	----------------------	-----------	-----	----------	--	--	---------	--

Shot Put Women

Rank	Bib	Athlete	Y	Country	Category	Age res	Result	Points	
Shot Put Women Women 4kg 12+13+46									Start: 16:30

Medal Ceremony - RAZA

1.	33	Sokolov ŠAŠKA	15.5.1995	SRB	Women 46		8,19	475
		x 7,89 7,99 7,73 8,19 8,12						
2.	2	Fatme ISMAIL	28.4.1997	BUL	Women 13		6,18	113
		5,71 6,18 5,59 5,46 5,70 5,45						
3.	35	Tanja GLUŠIČ	26.12.1995	SLO	Women 12		6,11	79
		5,45 5,93 6,11 5,85 5,23 5,74						

Shot Put Women Women 34 2kg									Start: 16:30
-----------------------------	--	--	--	--	--	--	--	--	--------------

No Medal Ceremony






1.	19	Charleen KOSCHE	24.2.2001	GER	Women 34		5,63	
		5,43 5,59 5,63 5,23 5,27 5,37						

Results day 2 - 18.07.2015

200 m Men



Rank	Bib	Athlete	Y	Country	Category	Age res	Wind	Result	Points
200 m Men Men 11+13									Start: 17:13

Medal Ceremony

1.	48	Diego SANCHO VILLANUEVA	6.1.1999	ESP		Men 13	(-0,1)	23,97	
2.	27	Vegard Dragsund SVERD	1.6.1999	NOR		Men 13	(-0,1)	24,54	
3.	17	Axel ZORZI	13.4.1997	FRA		Men 13	(-0,1)	24,82	
4.	16	Matthias LEROUTIER	23.9.1997	FRA		Men 13	(-0,1)	24,95	
	39	Sergio ALAMAR GARCIA	20.10.2000	ESP		Men 11		DNF	

200 m Men Men 37+43+44+47									Start: 16:51
---------------------------	--	--	--	--	--	--	--	--	--------------






Medal Ceremony

1.	29	Ivan AMONA	7.10.1977	POR		Men 47	(-0,9)	24,74	
2.	40	Alberto AVILA CHAMORRO	15.8.1996	ESP		Men 44	(-0,9)	26,79	
3.	23	Conor MCBRIDE	4.12.1997	IRL		Men 43	(-0,9)	26,97	
4.	21	Nico GLASING	8.1.1997	GER		Men 37	(-0,9)	28,10	

800 m Men



Rank	Bib	Athlete	Y	Country	Category	Age res	Result	Points	
800 m Men Men 12+13									Start: 17:45

Medal Ceremony

1.	42	Pedro FERNANDEZ ZAMBRANO	22.5.1996	ESP		Men 12		2:05,60	
2.	44	Alvaro Enrique PEREZ HERNANDEZ	20.12.1996	ESP		Men 13		2:13,54	
3.	49	Arnau TOMAS NAVARRO	17.5.1999	ESP		Men 12		2:17,25	
4.	4	Kostadin DIMITROV	10.8.1998	BUL		Men 13		2:29,99	
5.	7	Hristo RADEV	4.6.1996	BUL		Men 13		2:33,23	

800 m Men Men 37+46									Start: 17:55
---------------------	--	--	--	--	--	--	--	--	--------------

No Medal Ceremony






1.	8	Hristian STOYANOV	20.8.1998	BUL		Men 46		2:02,63	
2.	34	Petar UDOVIČIĆ	19.3.1997	SRB		Men 37		2:27,81	

Results day 2 - 18.07.2015

Long Jump Men

Rank	Bib	Athlete	Y	Country	Category	Age res	Wind	Result	Points
Long Jump Men Men 13									Start: 16:00





Medal Ceremony

1.	15	David GERBER	16.2.1996	FRA		Men 13	(+2,1)	6,40	
		x/+0,9 6,40/+2,1	6,10/-0,3	x/+2,5	6,33/+0,8	6,29/+1,3			
2.	24	Juozas EIGMINAS	22.10.1996	LTU		Men 13	(+1,4)	6,25	
		x/+0,7 6,25/+1,4	5,92/+0,7	x/+2,4	5,26/+0,8	5,75/+1,3			
3.	27	Vegard Dragsund SVERD	1.6.1999	NOR		Men 13	(+1,2)	5,93	
		5,93/+1,2 x/+0,5	5,68/+2,1	5,86/+1,3	x/+2,0	-			
4.	4	Kostadin DIMITROV	10.8.1998	BUL		Men 13	(+1,2)	4,87	
		4,87/+1,2 4,81/+1,4	4,50/+0,9	4,42/+1,0	4,57/+1,6	4,11/+2,2			
5.	7	Hristo RADEV	4.6.1996	BUL		Men 13	(+2,1)	4,41	
		3,59/+2,3 4,15/+1,4	4,41/+2,1	3,76/+0,8	x/+2,0	4,08/+0,7			

Long Jump Men Men 11+12

Start: 17:45





Medal Ceremony - RAZA

1.	41	Zoltan Vlad CISNEROS PADROS	10.12.1997	ESP		Men 12	(+1,0)	6,25	698
		x/+1,5 x/+0,7	6,25/+1,0	6,06/+1,9	6,15/+1,5	x/+0,7			
2.	25	Modestas GRAUSLYS	15.8.1995	LTU		Men 11	(+1,2)	5,33	567
		4,67/+0,6 x/+0,7	5,21/+0,5	x/+1,0	5,33/+1,2	5,09/+1,4			
3.	47	Jordi SANCHEZ CARRASCO	10.6.1999	ESP		Men 12	(+1,2)	5,75	475
		5,42/+0,5 5,20/+1,1	x/+0,5	5,37/+0,9	5,75/+1,2	5,28/+1,2			
4.	39	Sergio ALAMAR GARCIA	20.10.2000	ESP		Men 11	(+1,9)	4,73	258
		4,62/+1,2 x/+0,4	x/+1,3	4,63/+1,3	x/+1,2	4,73/+1,9			

Long Jump Men Men 37+47

Start: 17:00

Medal Ceremony - RAZA

1.	45	Daniel PEREZ MARTINEZ	4.1.1995	ESP		Men 47	(-0,5)	5,85	609
		x/-0,5 5,85/+1,2	x/-0,8	5,85/-0,5	x/+1,0	5,78/+0,8			
2.	30	Ciprian BARAIAN	..1996	ROU		Men 47	(+0,8)	5,46	422
		x/+1,9 5,42/+1,2	x/-0,7	x/+0,7	4,84/+1,6	5,46/+0,8			
3.	21	Nico GLASING	8.1.1997	GER		Men 37	(+1,0)	4,81	394
		4,53/-0,3 4,61/+1,6	4,81/+1,0	4,60/-0,3	4,41/+1,7	4,72/+0,8			
4.	22	Franz KOALICK	22.11.1999	GER		Men 37	(+1,1)	4,43	201
		4,30/+0,7 4,34/+1,7	4,43/+1,1	4,36/-0,7	4,37/+1,7	4,38/+1,2			

Results day 2 - 18.07.2015

Shot Put Men

Rank	Bib	Athlete	Y	Country	Category	Age res	Result	Points
Shot Put	Men	Men	11+12+13+37+40					Start: 17:10




Medal Ceremony - RAZA - F1

1.	11	Matija SLOUP	24.6.1996	CRO		Men 40	7,86 4 kg	511
		7,86 7,86 7,57 7,63 6,92 7,07						
2.	26	Mirnes RAMOVIĆ	10.7.1995	MNE		Men 11	7,81 7,26 kg	259
		7,81 7,41 x x x 6,83						
3.	46	David PLOU TORRES	10.7.1998	ESP		Men 12	9,31 5 kg	210
		8,83 9,31 9,00 7,37 x 9,20						
4.	43	Daniel PASTRANA MEDINA	18.8.1999	ESP		Men 12	8,19 5 kg	101
		8,19 7,30 x 7,34 6,87 6,84						
5.	9	Matej KAČMARČIK	27.9.1999	CRO		Men 37	6,98 4 kg	63
		6,98 6,86 6,59 6,98 6,41 6,42						
6.	6	Zhelyaz KOLEV	21.6.1996	BUL		Men 11	5,01 7,26 kg	12
		x x 4,70 5,01 4,80 x						

4 x 100 m Men

4 x 100 m	Men	--						Start: 18:37
-----------	-----	----	--	--	--	--	--	--------------

No Medal Ceremony

Rank	BIB	Country	Result
1.		 France M <i>David Gerber (96), Alexandre Dipoko Ewane (96), Matthias Leroutier (97), Axel Zorzi (97)</i>	47,80
2.		 Spain M <i>Sergio Alamar Garcia (00), Zoltan Vlad Cisneros Padros (97), Jordi Sanchez Carrasco (99), Pedro Fernandez Zambrano (96)</i>	51,11
3.		 Spain MW <i>Lia Beel Quintana (95), Meritxell Playa Faus (98), Itxaso Munguira Ortiz De Cosca (99), Alberto Avila Chamorro (96)</i>	57,04

Medal table Total men & women

Country	Gold	Silver	Bronze	Total
<i>SPAIN Španjolska</i>	9	5	8	22
<i>PORTUGAL Portugal</i>	3	1		4
<i>BULGARIA Bugarska</i>	2	2	1	5
<i>GERMANY Njemačka</i>	2		1	3
<i>CROATIA Hrvatska</i>	2			2
<i>SERBIA Srbija</i>	1	3		4
<i>FRANCE Francuska</i>	1	1	3	5
<i>LITHUANIA Litva</i>		2	1	3
<i>NORWAY Norveška</i>		2	1	3
<i>MONTENEGRO Crna Gora</i>		2		2
<i>ROMANIA Rumunjska</i>		2		2
<i>SLOVENIA Slovenija</i>			3	3
<i>IRELAND Irska</i>			1	1