

# RESULTS



## 3000 Metres Boys - Round 1

First 5 in each heat (Q) and the next 5 fastest (q) advance to the Final

RECORDS	RESULT	NAME	COUNTRY	AGE	VENUE	DATE
World Youth Best <b>WYB</b>	7:32.37	Abreham CHERKOS	ETH	17	Lausanne	11 Jul 2006
Championship Record <b>CR</b>	7:40.10	William Malel SITONIK	KEN	17	Lille	10 Jul 2011
World Youth Leading <b>WYL</b>	7:51.7	Edward Kipngetchi RONO	KEN	17	Nairobi (Nyayo Stadium)	16 Jun 2015

### Heat 1

2

16 July 2015 10:04 START TIME

24° C TEMPERATURE 74 % HUMIDITY

PLACE	BIB	NAME	COUNTRY	DATE of BIRTH	ORDER	RESULT
1	384	Davis KIPLANGAT	KEN	10 Jul 98	4	8:19.27 Q
2	219	Abayneh DEGU	ETH	01 Dec 98	10	8:20.08 Q
3	364	Yuta KAMBAYASHI	JPN	08 May 98	11	8:25.58 Q
4	321	Kisan Narshi TADVI	IND	10 Jan 98	14	8:25.98 Q
5	258	Alexander YEE	GBR	18 Feb 98	6	8:28.18 Q
6	199	Tariku NOVALES	ESP	08 Mar 98	15	8:30.77 q <b>PB</b>
7	169	Andreas Holst LINDGREEN	DEN	18 Feb 98	5	8:33.42 q
8	620	Mason COPPI	USA	09 Apr 98	2	8:38.71 <b>PB</b>
9	463	Henrik Irgens GRAVDAL	NOR	07 Jan 98	3	8:45.12
10	90	Scott Riley TELL	CAN	24 Feb 98	8	8:49.16
11	266	Markus GÖRGER	GER	12 Jan 98	12	8:54.28
12	614	Mariano MOREIRA	URU	06 Jan 98	9	8:56.15
13	122	Francisco Javier ALBARRACÍN	COL	26 Jul 98	13	8:57.36
14	6	Ali DJOUDAR	ALG	25 Sep 98	1	9:05.39
	646	Yaser BA-GHARAB	YEM	01 Jan 98	7	DNS

INTERMEDIATE TIMES	1000m	384 Davis KIPLANGAT	2:50.95
	2000m	384 Davis KIPLANGAT	5:43.53

### Heat 2


2

16 July 2015 10:19 START TIME

27° C TEMPERATURE 62 % HUMIDITY

PLACE	BIB	NAME	COUNTRY	DATE of BIRTH	ORDER	RESULT
1	396	Richard Yator KIMUNYAN	KEN	04 Jun 98	2	8:04.75 Q
2	221	Tefera MOSISA	ETH	10 Mar 99	4	8:07.53 Q <b>PB</b>
3	361	Hyuga ENDO	JPN	05 Aug 98	10	8:26.59 Q
4	1	Abderrazak ABED	ALG	04 Sep 98	1	8:29.07 Q <b>PB</b>
5	506	Dorin Andrei RUSU	ROU	30 Nov 98	15	8:29.36 Q
6	565	Suldan HASSAN	SWE	01 Apr 98	13	8:31.95 q
7	592	Abdurrahman GEDIKLIOGLU	TUR	01 Jan 98	8	8:35.08 q
8	192	Miguel GONZÁLEZ	ESP	19 Feb 98	12	8:35.11 q
9	585	Ali KADDACHI	TUN	09 Aug 98	14	8:35.40
10	131	Cristian MORENO	COL	28 Nov 98	5	8:36.61
11	141	Mohamed MIFTAHOU	COM	13 Sep 98	3	8:42.58 <b>SB</b>
12	601	Maxwell ROTICH	UGA	05 Aug 98	9	8:43.99
13	552	Adam YOUSIF	SUD	98	11	8:51.47
14	84	Kyle MADDEN	CAN	17 Sep 98	6	9:07.70
15	113	Chao XIE	CHN	08 Jan 98	7	9:18.80

INTERMEDIATE TIMES	1000m	221 Tefera MOSISA	2:49.36
	2000m	396 Richard Yator KIMUNYAN	5:30.97





**RESULTS**  
**3000 Metres Boys - Round 1**

ALL-TIME OUTDOOR TOP LIST				SEASON OUTDOOR TOP LIST			
RESULT	NAME	VENUE	DATE	RESULT	NAME	VENUE	DATE
7:32.37	Abreham CHERKOS (ETH)	Lausanne	11 Jul 06	7:51.7	Edward Kipngetich RONO (KEN)	Nairobi (Nyayo Stadium)	16 Jun 15
7:36.28	Yomif KEJELCHA (ETH)	Ostrava	17 Jun 14	7:53.3	Richard Yator KIMUNYAN (KEN)	Nairobi (Nyayo Stadium)	16 Jun 15
7:36.82	Augustine Kiprono CHOGE (KEN)	Rieti	5 Sep 04	7:53.6	Davis KIPLANGAT (KEN)	Nairobi (Nyayo Stadium)	1 Apr 15
7:39.22	Hillary CHENONGE (KEN)	Bruxelles	30 Aug 02	7:56.66	Merhawi GHEBRESELASIE (ERI)	Pliezhausen	17 May 15
7:40.10	William Malel SITONIK (KEN)	Lille	10 Jul 11	7:57.2	Victor Kibet MUTAI (KEN)	Nairobi (Nyayo Stadium)	1 Apr 15
7:40.47	Patrick Mutunqa MWIKYA (KEN)	Lille	10 Jul 11	7:59.2	Peter Lanqat KIPSEREM (KEN)	Nairobi (Nyayo Stadium)	16 Jun 15
7:40.89	Abrar OSMAN (ERI)	Lille	10 Jul 11	8:04.6	Nicholas KIMELI (KEN)	Nairobi (Nyayo Stadium)	16 Jun 15
7:41.38	Japhet Kipyegon KORIR (KEN)	Liège (NX)	13 Jul 10	8:05.4	James MUIRU (KEN)	Nairobi (Nyayo Stadium)	16 Jun 15
7:42.10	Solomon DEKSISA (ETH)	Lille	10 Jul 11	8:07.3	Erick KIPLANGAT (KEN)	Nairobi (Nyayo Stadium)	16 Jun 15
7:42.30	Bado WORKU (ETH)	Rieti	28 Aug 05	8:07.3	Victor KIPKETER (KEN)	Nairobi (Nyayo Stadium)	16 Jun 15



# RESULTS



## 110m Hurdles (91.4cm) Boys - Decathlon Youth

Heat 1		16 July 2015 09:30 START TIME		24° C TEMPERATURE 74 % HUMIDITY		+0.4 m/s WIND				
PLACE	BIB	NAME	COUNTRY	DATE of BIRTH	LANE	RESULT	REACTION	Fn	POINTS	TOTAL
1	184	Izan AHICART	ESP	27 Apr 98	7	<b>14.52</b>	<b>PB</b>	0.188	<b>908</b>	4522
2	419	Ernest KOLENDA	LTU	01 Feb 98	2	<b>14.76</b>	<b>PB</b>	0.183	<b>879</b>	4629
3	39	Jean-Baptiste NUTTE	BEL	19 Nov 98	4	<b>14.91</b>	<b>PB</b>	0.213	<b>860</b>	4624
4	40	Jorg VANLIERDE	BEL	24 Feb 99	5	<b>15.41</b>	<b>PB</b>	0.194	<b>801</b>	4413
5	232	Axel CLÉMENT	FRA	16 Jan 98	8	<b>15.58</b>		0.209	<b>781</b>	4490
6	89	Jasper SCHIEDEL	CAN	11 Jan 98	1	<b>15.62</b>		0.181	<b>776</b>	4111
7	338	Marco LEONE	ITA	25 Mar 98	6	<b>15.65</b>		0.180	<b>773</b>	3862
8	570	Jakob SAMUELSSON	SWE	19 Feb 98	3	<b>15.96</b>		0.202	<b>737</b>	4215

Heat 2		16 July 2015 09:36 START TIME		24° C TEMPERATURE 74 % HUMIDITY		-0.7 m/s WIND				
PLACE	BIB	NAME	COUNTRY	DATE of BIRTH	LANE	RESULT	REACTION	Fn	POINTS	TOTAL
1	209	Hans-Christian HAUSENBERG	EST	18 Sep 98	4	<b>14.21</b>	<b>PB</b>	0.149	<b>948</b>	5023
2	416	Matas ADAMONIS	LTU	26 Jun 98	1	<b>14.60</b>	<b>PB</b>	0.167	<b>899</b>	4573
3	166	Jonas BJERREMAND	DEN	26 May 98	8	<b>14.67</b>	<b>PB</b>	0.164	<b>890</b>	4254
4	143	Trpimir ŠIROKI	CRO	24 Sep 98	2	<b>14.84</b>		0.210	<b>869</b>	4478
5	58	Caio DA SILVA	BRA	08 Apr 99	7	<b>15.05</b>		0.191	<b>843</b>	4493
6	530	Dmitriy SOLOMATIN	RUS	15 Apr 98	3	<b>15.07</b>		0.174	<b>841</b>	4797
7	270	Niklas KAUL	GER	11 Feb 98	5	<b>15.44</b>		0.180	<b>797</b>	4754
8	557	Stiward PEÑA	SUI	15 Jan 98	6	<b>15.46</b>		0.148	<b>795</b>	4551

Heat 3		16 July 2015 09:43 START TIME		24° C TEMPERATURE 74 % HUMIDITY		+0.2 m/s WIND				
PLACE	BIB	NAME	COUNTRY	DATE of BIRTH	LANE	RESULT	REACTION	Fn	POINTS	TOTAL
1	256	Sam TALBOT	GBR	17 Feb 99	6	<b>13.79</b>	<b>PB</b>	0.176	<b>1002</b>	3931
2	231	Ludovic BESSON	FRA	27 Jan 98	8	<b>13.86</b>	<b>PB</b>	0.205	<b>993</b>	5099
3	481	Patryk BARAN	POL	22 Apr 98	7	<b>13.93</b>	<b>PB</b>	0.169	<b>984</b>	4885
4	630	George PATRICK	USA	23 Feb 98	1	<b>13.99</b>	<b>PB</b>	0.185	<b>976</b>	5053
5	162	Jan KISIALA	CZE	10 Apr 98	4	<b>14.01</b>		0.163	<b>973</b>	4678
6	211	Martin MOLDAU	EST	09 Jan 98	3	<b>14.41</b>		0.178	<b>922</b>	4453
7	466	Toralv OPSAL	NOR	09 Mar 98	2	<b>14.51</b>		0.205	<b>910</b>	4905
	280	Maximilian VOLLMER	GER	12 Mar 98	5	<b>DQ</b> 168.7		0.183	<b>0</b>	2943

**NOTE** IAAF Rule 168.7 - Not jumping each hurdle



# RESULTS



## Discus Throw (1.500kg) Boys - Decathlon Youth

### Group A

16 July 2015 10:16 START TIME 27° C TEMPERATURE 62 % HUMIDITY  
10:55 END TIME 27° C

PLACE	BIB	NAME	COUNTRY	DATE of BIRTH	ORDER	RESULT	1	2	3	POINTS	TOTAL
1	209	Hans-Christian HAUSENBERG	EST	18 Sep 98	2	<b>47.22</b>	X	47.22	X	813	5836
2	211	Martin MOLDAU	EST	09 Jan 98	12	<b>45.10</b>	44.47	44.63	45.10	769	5222
3	270	Niklas KAUL	GER	11 Feb 98	11	<b>44.09</b>	X	44.09	40.25	748	5502
4	231	Ludovic BESSON	FRA	27 Jan 98	1	<b>44.00</b>	44.00	X	39.33	746	5845
5	184	Izan AHICART	ESP	27 Apr 98	4	<b>42.60</b> PB	X	42.60	42.39	718	5240
6	570	Jakob SAMUELSSON	SWE	19 Feb 98	10	<b>42.30</b>	37.95	X	42.30	711	4926
7	630	George PATRICK	USA	23 Feb 98	9	<b>41.71</b> PB	40.09	X	41.71	699	5752
8	557	Stiward PEÑA	SUI	15 Jan 98	8	<b>39.85</b>	X	X	39.85	662	5213
9	232	Axel CLÉMENT	FRA	16 Jan 98	3	<b>39.22</b>	37.61	34.10	39.22	649	5139
10	416	Matas ADAMONIS	LTU	26 Jun 98	7	<b>38.10</b>	X	X	38.10	626	5199
11	530	Dmitriy SOLOMATIN	RUS	15 Apr 98	5	<b>38.07</b>	38.07	X	X	625	5422
	280	Maximilian VOLLMER	GER	12 Mar 98	6	<b>NM</b>	X	X	X	0	2943

### Group B

16 July 2015 11:26 START TIME 28° C TEMPERATURE 58 % HUMIDITY  
12:07 END TIME 28° C

PLACE	BIB	NAME	COUNTRY	DATE of BIRTH	ORDER	RESULT	1	2	3	POINTS	TOTAL
1	481	Patryk BARAN	POL	22 Apr 98	12	<b>41.81</b> PB	29.85	39.80	41.81	701	5586
2	89	Jasper SCHIEDEL	CAN	11 Jan 98	2	<b>40.87</b> PB	40.39	34.48	40.87	682	4793
3	39	Jean-Baptiste NUTTE	BEL	19 Nov 98	3	<b>40.64</b> SB	36.91	39.83	40.64	678	5302
4	338	Marco LEONE	ITA	25 Mar 98	1	<b>39.28</b> PB	36.72	39.28	38.81	650	4512
5	143	Trpimir ŠIROKI	CRO	24 Sep 98	11	<b>37.13</b> PB	37.13	X	X	606	5084
6	419	Ernest KOLENDA	LTU	01 Feb 98	6	<b>36.56</b>	36.56	X	33.90	595	5224
7	256	Sam TALBOT	GBR	17 Feb 99	4	<b>35.93</b>	34.71	32.82	35.93	582	4513
8	58	Caio DA SILVA	BRA	08 Apr 99	7	<b>35.57</b>	30.24	35.57	X	575	5068
9	466	Toralv OPSAL	NOR	09 Mar 98	5	<b>35.55</b>	30.61	X	35.55	575	5480
10	166	Jonas BJERREMAND	DEN	26 May 98	9	<b>33.76</b>	33.76	33.23	X	539	4793
11	40	Jorg VANLIERDE	BEL	24 Feb 99	10	<b>30.92</b>	29.22	27.13	30.92	483	4896
12	162	Jan KISIALA	CZE	10 Apr 98	8	<b>28.41</b>	28.41	X	X	433	5111



# RESULTS



## Pole Vault Boys - Decathlon Youth

**Group A**

16 July 2015 13:08 START TIME 29° C 52 %  
15:42 END TIME TEMPERATURE 31° C HUMIDITY 43 %

PLACE	BIB	NAME	COUNTRY	DATE of BIRTH	ORDER	RESULT	2.70	2.80	2.90	3.00	3.10	3.20	3.30	3.40	3.50	3.60	3.70	POINTS	TOTAL
							3.80	3.90	4.00	4.10	4.20	4.30	4.40	4.50	4.60	4.70	4.80		
1	40	Jorg VANLIERDE	BEL	24 Feb 99	2	4.70 PB	-	-	-	-	-	-	-	-	-	-	-	819	5715
							-	-	0	-	XO	0	0	0	XXO	0	XXX		
2	270	Niklas KAUL	GER	11 Feb 98	8	4.70 PB	-	-	-	-	-	-	-	-	-	-	-	819	6321
							-	-	-	-	0	XO	0	0	XO	XXX			
3	466	Toralv OPSAL	NOR	09 Mar 98	7	4.60 PB	-	-	-	-	-	-	-	-	-	-	-	790	6270
							-	-	0	-	0	0	0	XXO	XXX				
4	570	Jakob SAMUELSSON	SWE	19 Feb 98	12	4.40 PB	-	-	-	-	-	-	-	-	-	-	-	731	5657
							-	-	0	0	0	0	XXX						
5	232	Axel CLÉMENT	FRA	16 Jan 98	10	4.40	-	-	-	-	-	-	-	-	-	-	-	731	5870
							0	-	-	XO	0	XXO	XXO	XXX					
6	211	Martin MOLDAU	EST	09 Jan 98	11	4.30	-	-	-	-	-	-	-	-	-	-	-	702	5924
							XXO	-	0	-	0	0	XXX						
7	630	George PATRICK	USA	23 Feb 98	6	4.20 PB	-	-	-	-	-	-	-	-	-	-	0	673	6425
							0	-	0	0	0	XXX							
8	143	Trpimir ŠIROKI	CRO	24 Sep 98	3	4.20 PB	-	-	-	-	-	-	-	-	-	-	-	673	5757
							0	-	0	XO	0	XXX							
9	209	Hans-Christian HAUSENBERG	EST	18 Sep 98	1	4.20 SB	-	-	-	-	-	-	-	-	-	-	-	673	6509
							XO	XO	-	XO	XO	XXX							
10	231	Ludovic BESSON	FRA	27 Jan 98	5	4.00	-	-	-	-	-	-	-	-	-	-	-	617	6462
							XO	XO	0	-	XXX								
11	530	Dmitriy SOLOMATIN	RUS	15 Apr 98	9	3.80	-	-	-	-	-	-	-	-	-	-	-	562	5984
							0	-	XXX										
	280	Maximilian VOLLMER	GER	12 Mar 98	4	DNS													0



Official IAAF Partners





**RESULTS**  
**Pole Vault Boys - Decathlon Youth**

**Group B**

16 July 2015 13:14 START TIME 29° C TEMPERATURE 52 % HUMIDITY  
16:31 END TIME 31° C 49 %

PLACE	BIB	NAME	COUNTRY	DATE of BIRTH	ORDER	RESULT	2.70	2.80	2.90	3.00	3.10	3.20	3.30	3.40	3.50	3.60	3.70	POINTS	TOTAL
							3.80	3.90	4.00	4.10	4.20								
1	481	Patryk BARAN	POL	22 Apr 98	3	4.10 PB	-	-	-	-	-	-	-	-	-	0	-	645	6231
							0	0	XO	XXO	XXX								
2	256	Sam TALBOT	GBR	17 Feb 99	10	4.00 PB	-	-	-	-	-	-	-	0	-	0	0	617	5130
							0	XO	0	XXX									
3	338	Marco LEONE	ITA	25 Mar 98	7	4.00	-	-	-	-	-	-	-	-	0	0	0	617	5129
							0	0	XO	XXX									
4	58	Caio DA SILVA	BRA	08 Apr 99	8	4.00 PB	-	-	-	-	-	-	-	XO	XXO	0		617	5685
							0	XXO	XXO	XXX									
5	416	Matas ADAMONIS	LTU	26 Jun 98	12	3.90 PB	-	-	-	0	-	-	-	0	0	0	0	590	5789
							0	0	XXX										
6	39	Jean-Baptiste NUTTE	BEL	19 Nov 98	9	3.90	-	-	-	-	-	-	-	0	0	XO	0	590	5892
							XO	0	XXX										
7	184	Izan AHICART	ESP	27 Apr 98	11	3.80	-	-	-	-	-	-	-	XXO	-	0	0	562	5802
							0	XXX											
8	89	Jasper SCHIEDEL	CAN	11 Jan 98	1	3.60	-	-	-	-	-	-	-	-	0	0	XXX	509	5302
9	557	Stiward PEÑA	SUI	15 Jan 98	6	3.50	-	-	-	-	-	-	-	0	XXO	XXX		482	5695
10	166	Jonas BJERREMAND	DEN	26 May 98	2	3.20 PB	0	0	0	0	0	0	XXX					406	5199
11	419	Ernest KOLENDA	LTU	01 Feb 98	4	3.20	XXO	XO	0	0	0	XO	XXX					406	5630
12	162	Jan KISIALA	CZE	10 Apr 98	5	3.00	-	-	-	0	r							357	5468



# RESULTS



## Javelin Throw (700g) Boys - Decathlon Youth

### Group A

16 July 2015 16:56 START TIME 31° C TEMPERATURE 49 % HUMIDITY  
17:40 END TIME 28° C

PLACE	BIB	NAME	COUNTRY	DATE of BIRTH	ORDER	RESULT	1	2	3	POINTS	TOTAL
1	209	Hans-Christian HAUSENBERG	EST	18 Sep 98	4	<b>61.81</b> PB	61.81	X	57.58	765	7274
2	570	Jakob SAMUELSSON	SWE	19 Feb 98	10	<b>61.32</b> PB	54.15	X	61.32	758	6415
3	557	Stiward PEÑA	SUI	15 Jan 98	8	<b>59.39</b> PB	59.39	53.50	56.79	729	6424
4	231	Ludovic BESSON	FRA	27 Jan 98	6	<b>54.34</b> PB	48.85	45.15	54.34	653	7115
5	166	Jonas BJERREMAND	DEN	26 May 98	2	<b>53.87</b> PB	53.87	X	X	646	5845
6	211	Martin MOLDAU	EST	09 Jan 98	12	<b>53.40</b>	53.40	X	50.15	639	6563
7	419	Ernest KOLENDA	LTU	01 Feb 98	3	<b>50.95</b> PB	X	50.95	X	603	6233
8	232	Axel CLÉMENT	FRA	16 Jan 98	9	<b>50.67</b> PB	50.67	X	48.62	599	6469
9	530	Dmitriy SOLOMATIN	RUS	15 Apr 98	1	<b>49.69</b> PB	X	32.99	49.69	584	6568
10	143	Trpimir ŠIROKI	CRO	24 Sep 98	5	<b>45.53</b> PB	40.18	42.29	45.53	523	6280
11	630	George PATRICK	USA	23 Feb 98	7	<b>42.64</b>	42.64	X	X	480	6905
12	89	Jasper SCHIEDEL	CAN	11 Jan 98	11	<b>32.06</b>	32.06	X	-	328	5630

### Group B

16 July 2015 18:06 START TIME 28° C TEMPERATURE 58 % HUMIDITY  
18:49 END TIME 27° C 62 %

PLACE	BIB	NAME	COUNTRY	DATE of BIRTH	ORDER	RESULT	1	2	3	POINTS	TOTAL
1	270	Niklas KAUL	GER	11 Feb 98	7	<b>78.20</b>	72.64	67.36	78.20	1015	7336
2	416	Matas ADAMONIS	LTU	26 Jun 98	11	<b>55.25</b>	X	55.25	X	667	6456
3	256	Sam TALBOT	GBR	17 Feb 99	1	<b>53.64</b> PB	43.16	49.69	53.64	643	5773
4	40	Jorg VANLIERDE	BEL	24 Feb 99	10	<b>51.86</b>	50.41	51.33	51.86	616	6331
5	39	Jean-Baptiste NUTTE	BEL	19 Nov 98	6	<b>47.83</b> PB	47.83	42.14	-	557	6449
6	338	Marco LEONE	ITA	25 Mar 98	4	<b>45.71</b>	X	45.71	X	525	5654
7	184	Izan AHICART	ESP	27 Apr 98	8	<b>44.97</b>	44.97	X	42.24	515	6317
8	466	Toralv OPSAL	NOR	09 Mar 98	9	<b>43.51</b>	X	43.51	X	493	6763
9	481	Patryk BARAN	POL	22 Apr 98	5	<b>42.73</b>	42.73	X	X	482	6713
10	162	Jan KISIALA	CZE	10 Apr 98	3	<b>37.91</b>	37.91	X	-	412	5880
	58	Caio DA SILVA	BRA	08 Apr 99	2	<b>NM</b>	X	X	X	0	5685



# RESULTS



## 1500 Metres Boys - Decathlon Youth

### Heat 1

2

16 July 2015 20:19 START TIME

25° C TEMPERATURE 65 % HUMIDITY

PLACE	BIB	NAME	COUNTRY	DATE of BIRTH	ORDER	RESULT	POINTS	TOTAL
1	419	Ernest KOLENDA	LTU	01 Feb 98	1	4:18.79 <b>PB</b>	820	7053
2	89	Jasper SCHIEDEL	CAN	11 Jan 98	10	4:33.38 <b>PB</b>	723	6353
3	166	Jonas BJERREMAND	DEN	26 May 98	11	4:34.85 <b>PB</b>	713	6558
4	184	Izan AHICART	ESP	27 Apr 98	2	4:58.46	569	6886
5	338	Marco LEONE	ITA	25 Mar 98	3	4:59.75	561	6215
6	557	Stiward PEÑA	SUI	15 Jan 98	9	5:04.87	532	6956
7	162	Jan KISIALA	CZE	10 Apr 98	12	5:09.53	506	6386
8	143	Trpimir ŠIROKI	CRO	24 Sep 98	4	5:09.57 <b>PB</b>	506	6786
9	570	Jakob SAMUELSSON	SWE	19 Feb 98	6	5:12.49	490	6905
10	58	Caio DA SILVA	BRA	08 Apr 99	8	5:12.99	487	6172
11	256	Sam TALBOT	GBR	17 Feb 99	7	5:13.64	484	6257
12	40	Jorg VANLIERDE	BEL	24 Feb 99	5	5:14.73	478	6809

INTERMEDIATE TIMES	400m	419 Ernest KOLENDA	1:06.38
	800m	419 Ernest KOLENDA	2:16.33
	1200m	419 Ernest KOLENDA	3:26.42

### Heat 2

2

16 July 2015 20:28 START TIME

24° C TEMPERATURE 69 % HUMIDITY

PLACE	BIB	NAME	COUNTRY	DATE of BIRTH	ORDER	RESULT	POINTS	TOTAL
1	466	Toralv OPSAL	NOR	09 Mar 98	4	4:35.14	711	7474
2	530	Dmitriy SOLOMATIN	RUS	15 Apr 98	7	4:37.42	697	7265
3	270	Niklas KAUL	GER	11 Feb 98	5	4:42.29 <b>PB</b>	666	8002
4	232	Axel CLÉMENT	FRA	16 Jan 98	9	4:47.14	636	7105
5	630	George PATRICK	USA	23 Feb 98	8	4:55.20 <b>PB</b>	588	7493
6	231	Ludovic BESSON	FRA	27 Jan 98	2	4:59.38 <b>PB</b>	563	7678
7	416	Matas ADAMONIS	LTU	26 Jun 98	10	5:03.46	540	6996
10	211	Martin MOLDAU	EST	09 Jan 98	11	5:12.56	490	7053
11	481	Patryk BARAN	POL	22 Apr 98	1	5:16.19	470	7183
12	39	Jean-Baptiste NUTTE	BEL	19 Nov 98	6	5:20.42	448	6897
13	209	Hans-Christian HAUSENBERG	EST	18 Sep 98	3	5:33.43	383	7657

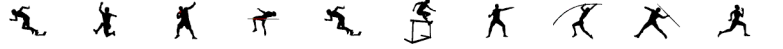
INTERMEDIATE TIMES	400m	530 Dmitriy SOLOMATIN	1:07.28
	800m	530 Dmitriy SOLOMATIN	2:24.91
	1200m	466 Toralv OPSAL	3:46.40



# DECATHLON YOUTH SUMMARY AFTER 10 EVENTS

RECORDS	RESULT	NAME	COUNTRY	AGE	VENUE	DATE
World Youth Best <b>WYB</b>	<b>8104</b>	Valter KÜLVET	URS	17	Viimsi	23 Aug 1981
Championship Record <b>CR</b>	<b>8002</b>	Niklas KAUL	GER	17	Cali	16 Jul 2015
World Youth Leading <b>WYL</b>	<b>8002</b>	Niklas KAUL	GER	17	Cali	16 Jul 2015

15-16 July 2015



PLACE	BIB	NAME	COUNTRY	POINTS	POINTS BEHIND LEADER	EVENTS									
						100 Metres	Long Jump	Shot Put (5kg)	High Jump	400 Metres	110m Hurdles	Discus Throw	Pole Vault	Javelin Throw	1500 Metres
1	270	Niklas KAUL	GER	<b>8002</b>		11.59 (-0.2) 734 (19)	6.76 (+1.1) 757 (11) 1491 (15)	16.08 856 (3) 2347 (7)	2.05 850 (1) 3197 (4)	51.20 760 (12) 3957 (5)	15.44 (-0.7) 797 (18) 4754 (7)	44.09 748 (3) 5502 (5)	4.70 819 (2) 6321 (4)	78.20 1015 (1) 7336 (1)	4:42.29 666 (6) 8002 (1)
2	231	Ludovic BESSON	FRA	<b>7678</b>	-324	10.97 (-0.9) 867 (2)	7.05 (-0.3) 826 (4) 1693 (3)	16.92 908 (1) 2601 (2)	1.87 687 (14) 3288 (2)	49.93 818 (3) 4106 (1)	13.86 (+0.2) 993 (2) 5099 (1)	44.00 746 (4) 5845 (1)	4.00 617 (12) 6462 (2)	54.34 653 (6) 7115 (3)	4:59.38 563 (10) 7678 (2)
3	209	Hans-Christian HAUSENBERG	EST	<b>7657</b>	-345	10.93 (-0.9) 876 (1)	7.53 (+0.8) 942 (1) 1818 (1)	15.77 837 (4) 2655 (1)	1.90 714 (10) 3369 (1)	52.44 706 (17) 4075 (3)	14.21 (-0.7) 948 (6) 5023 (3)	47.22 813 (1) 5836 (2)	4.20 673 (9) 6509 (1)	61.81 765 (2) 7274 (2)	5:33.43 383 (23) 7657 (3)
4	630	George PATRICK	USA	<b>7493</b>	-509	11.18 (-0.9) 821 (6)	7.26 (-0.4) 876 (2) 1697 (2)	15.54 823 (7) 2520 (3)	1.96 767 (5) 3287 (3)	50.54 790 (7) 4077 (2)	13.99 (+0.2) 976 (4) 5053 (2)	41.71 699 (8) 5752 (3)	4.20 673 (7) 6425 (3)	42.64 480 (20) 6905 (4)	4:55.20 588 (8) 7493 (4)
5	466	Toralv OPSAL	NOR	<b>7474</b>	-528	11.26 (-0.9) 804 (10)	6.96 (-0.2) 804 (5) 1608 (6)	15.04 792 (9) 2400 (5)	1.99 794 (4) 3194 (5)	50.30 801 (6) 3995 (4)	14.51 (+0.2) 910 (8) 4905 (4)	35.55 575 (20) 5480 (6)	4.60 790 (3) 6270 (5)	43.51 493 (18) 6763 (5)	4:35.14 711 (4) 7474 (5)
6	530	Dmitriy SOLOMATIN	RUS	<b>7265</b>	-737	11.41 (-0.2) 771 (15)	6.94 (0.0) 799 (7) 1570 (8)	15.72 834 (6) 2404 (4)	1.93 740 (9) 3144 (7)	50.05 812 (5) 3956 (6)	15.07 (-0.7) 841 (16) 4797 (6)	38.07 625 (15) 5422 (7)	3.80 562 (17) 5984 (7)	49.69 584 (13) 6568 (7)	4:37.42 697 (5) 7265 (6)
7	481	Patryk BARAN	POL	<b>7183</b>	-819	11.26 (-0.9) 804 (10)	6.88 (+0.9) 785 (9) 1589 (7)	14.14 737 (14) 2326 (8)	2.02 822 (2) 3148 (6)	51.37 753 (14) 3901 (7)	13.93 (+0.2) 984 (3) 4885 (5)	41.81 701 (7) 5586 (4)	4.10 645 (10) 6231 (6)	42.73 482 (19) 6713 (6)	5:16.19 470 (21) 7183 (7)
8	232	Axel CLÉMENT	FRA	<b>7105</b>	-897	11.44 (-0.2) 765 (17)	6.65 (+0.3) 732 (13) 1497 (13)	13.96 726 (15) 2223 (16)	1.90 714 (12) 2937 (12)	50.94 772 (11) 3709 (11)	15.58 (+0.4) 781 (20) 4490 (15)	39.22 649 (13) 5139 (14)	4.40 731 (5) 5870 (10)	50.67 599 (12) 6469 (9)	4:47.14 636 (7) 7105 (8)
9	211	Martin MOLDAU	EST	<b>7053</b>	-949	11.24 (-0.9) 808 (9)	6.52 (+0.9) 702 (17) 1510 (11)	12.83 657 (21) 2167 (18)	1.87 687 (13) 2854 (17)	53.10 677 (20) 3531 (18)	14.41 (+0.2) 922 (7) 4453 (17)	45.10 769 (2) 5222 (11)	4.30 702 (6) 5924 (8)	53.40 639 (9) 6563 (8)	5:12.56 490 (17) 7053 (9)
10	419	Ernest KOLENDA	LTU	<b>7053</b>	-949	11.27 (-0.2) 801 (13)	6.48 (-0.5) 693 (18) 1494 (14)	12.86 659 (19) 2153 (19)	1.93 740 (7) 2893 (15)	49.09 857 (2) 3750 (10)	14.76 (+0.4) 879 (12) 4629 (9)	36.56 595 (17) 5224 (10)	3.20 406 (22) 5630 (18)	50.95 603 (11) 6233 (17)	4:18.79 820 (1) 7053 (10)
11	416	Matas ADAMONIS	LTU	<b>6996</b>	-1006	11.61 (-1.3) 730 (20)	6.80 (+1.4) 767 (10) 1497 (12)	14.77 776 (10) 2273 (12)	1.93 740 (6) 3013 (9)	53.49 661 (21) 3674 (13)	14.60 (-0.7) 899 (10) 4573 (11)	38.10 626 (14) 5199 (13)	3.90 590 (15) 5789 (12)	55.25 667 (5) 6456 (10)	5:03.46 540 (12) 6996 (11)
12	557	Stiward PEÑA	SUI	<b>6956</b>	-1046	11.39 (-0.9) 776 (14)	6.73 (-1.0) 750 (12) 1526 (9)	14.60 765 (13) 2291 (11)	1.87 687 (16) 2978 (10)	50.81 778 (9) 3756 (9)	15.46 (-0.7) 795 (19) 4551 (12)	39.85 662 (11) 5213 (12)	3.50 482 (20) 5695 (15)	59.39 729 (4) 6424 (12)	5:04.87 532 (13) 6956 (12)
13	570	Jakob SAMUELSSON	SWE	<b>6905</b>	-1097	11.79 (-1.3) 693 (24)	6.14 (-1.2) 617 (26) 1310 (25)	15.23 804 (8) 2114 (22)	1.84 661 (17) 2775 (21)	52.49 703 (18) 3478 (19)	15.96 (+0.4) 737 (23) 4215 (20)	42.30 711 (6) 4926 (18)	4.40 731 (4) 5657 (17)	61.32 758 (3) 6415 (13)	5:12.49 490 (16) 6905 (13)
14	39	Jean-Baptiste NUTTE	BEL	<b>6897</b>	-1105	11.71 (-0.2) 709 (23)	6.57 (-0.3) 713 (14) 1422 (21)	16.30 870 (2) 2292 (10)	1.99 794 (3) 3086 (8)	53.09 678 (19) 3764 (8)	14.91 (+0.4) 860 (14) 4624 (10)	40.64 678 (10) 5302 (8)	3.90 590 (16) 5892 (9)	47.83 557 (14) 6449 (11)	5:20.42 448 (22) 6897 (14)
15	184	Izan AHICART	ESP	<b>6886</b>	-1116	11.12 (-0.9) 834 (4)	6.15 (-0.1) 619 (25) 1453 (20)	14.73 773 (11) 2226 (15)	1.78 610 (19) 2836 (19)	50.81 778 (9) 3614 (15)	14.52 (+0.4) 908 (9) 4522 (13)	42.60 718 (5) 5240 (9)	3.80 562 (18) 5802 (11)	44.97 515 (17) 6317 (15)	4:58.46 569 (9) 6886 (15)





**DECATHLON YOUTH SUMMARY AFTER 10 EVENTS**

15-16 July 2015



PLACE	BIB	NAME	COUNTRY	POINTS	POINTS BEHIND LEADER	100 Metres	Long Jump	Shot Put (5kg)	High Jump	400 Metres	110m Hurdles	Discus Throw	Pole Vault	Javelin Throw	1500 Metres
16	40	Jorg VANLIERDE	BEL	<b>6809</b>	-1193	11.26 (-0.2) 804 (10)	6.55 (+1.3) 709 (15) <b>1513</b> (10)	13.56 701 (16) <b>2214</b> (17)	1.87 687 (15) <b>2901</b> (14)	52.32 711 (16) <b>3612</b> (16)	15.41 (+0.4) 801 (17) <b>4413</b> (18)	30.92 483 (22) <b>4896</b> (19)	4.70 819 (1) <b>5715</b> (14)	51.86 616 (10) <b>6331</b> (14)	5:14.73 478 (20) <b>6809</b> (16)
17	143	Trpimir ŠIROKI	CRO	<b>6786</b>	-1216	11.85 (-1.3) 681 (25)	6.94 (+0.7) 799 (6) <b>1480</b> (17)	12.85 658 (20) <b>2138</b> (20)	1.93 740 (8) <b>2878</b> (16)	51.85 731 (15) <b>3609</b> (17)	14.84 (-0.7) 869 (13) <b>4478</b> (16)	37.13 606 (16) <b>5084</b> (16)	4.20 673 (8) <b>5757</b> (13)	45.53 523 (16) <b>6280</b> (16)	5:09.57 506 (15) <b>6786</b> (17)
18	166	Jonas BJERREMAND	DEN	<b>6558</b>	-1444	11.65 (-1.3) 721 (22)	6.31 (+1.2) 655 (21) <b>1376</b> (24)	10.50 516 (26) <b>1892</b> (25)	1.90 714 (10) <b>2606</b> (22)	51.24 758 (13) <b>3364</b> (20)	14.67 (-0.7) 890 (11) <b>4254</b> (19)	33.76 539 (21) <b>4793</b> (21)	3.20 406 (21) <b>5199</b> (21)	53.87 646 (7) <b>5845</b> (19)	4:34.85 713 (3) <b>6558</b> (18)
19	162	Jan KISIALA	CZE	<b>6386</b>	-1616	11.16 (-0.9) 825 (5)	6.88 (+0.4) 785 (8) <b>1610</b> (5)	12.66 647 (22) <b>2257</b> (13)	1.75 585 (22) <b>2842</b> (18)	48.96 863 (1) <b>3705</b> (12)	14.01 (+0.2) 973 (5) <b>4678</b> (8)	28.41 433 (23) <b>5111</b> (15)	3.00 357 (23) <b>5468</b> (19)	37.91 412 (21) <b>5880</b> (18)	5:09.53 506 (14) <b>6386</b> (19)
20	89	Jasper SCHIEDEL	CAN	<b>6353</b>	-1649	11.62 (-0.9) 728 (21)	6.30 (-2.2) 652 (22) <b>1380</b> (23)	11.33 566 (24) <b>1946</b> (24)	1.78 610 (21) <b>2556</b> (23)	50.79 779 (8) <b>3335</b> (21)	15.62 (+0.4) 776 (21) <b>4111</b> (21)	40.87 682 (9) <b>4793</b> (20)	3.60 509 (19) <b>5302</b> (20)	32.06 328 (22) <b>5630</b> (23)	4:33.38 723 (2) <b>6353</b> (20)
21	256	Sam TALBOT	GBR	<b>6257</b>	-1745	11.07 (-0.9) 845 (3)	7.12 (+1.0) 842 (3) <b>1687</b> (4)	13.25 682 (17) <b>2369</b> (6)	1.72 560 (24) <b>2929</b> (13)	DQ 0 <b>2929</b> (24)	13.79 (+0.2) 1002 (1) <b>3931</b> (22)	35.93 582 (18) <b>4513</b> (22)	4.00 617 (11) <b>5130</b> (22)	53.64 643 (8) <b>5773</b> (20)	5:13.64 484 (19) <b>6257</b> (21)
22	338	Marco LEONE	ITA	<b>6215</b>	-1787	12.21 (-1.3) 610 (26)	6.17 (+1.2) 624 (24) <b>1234</b> (26)	11.70 588 (23) <b>1822</b> (26)	1.78 610 (20) <b>2432</b> (24)	53.57 657 (22) <b>3089</b> (22)	15.65 (+0.4) 773 (22) <b>3862</b> (23)	39.28 650 (12) <b>4512</b> (23)	4.00 617 (13) <b>5129</b> (23)	45.71 525 (15) <b>5654</b> (22)	4:59.75 561 (11) <b>6215</b> (22)
23	58	Caio DA SILVA	BRA	<b>6172</b>	-1830	11.18 (-0.9) 821 (6)	6.35 (-0.1) 664 (19) <b>1485</b> (16)	14.62 766 (12) <b>2251</b> (14)	1.75 585 (23) <b>2836</b> (20)	50.02 814 (4) <b>3650</b> (14)	15.05 (-0.7) 843 (15) <b>4493</b> (14)	35.57 575 (19) <b>5068</b> (17)	4.00 617 (14) <b>5685</b> (16)	NM 0 <b>5685</b> (21)	5:12.99 487 (18) <b>6172</b> (23)
	280	Maximilian VOLLMER	GER	<b>DNF</b>		11.22 (-0.9) 812 (8)	6.34 (+2.6) 661 (20) <b>1473</b> (18)	15.72 834 (5) <b>2307</b> (9)	1.81 636 (18) <b>2943</b> (11)	DQ 0 <b>2943</b> (23)	DQ 0 <b>2943</b> (24)	NM 0 <b>2943</b> (24)	DNS		
	57	Anderson Luiz DA SILVA	BRA	<b>DNF</b>		11.51 (-0.9) 750 (18)	6.53 (-0.7) 704 (16) <b>1454</b> (19)	13.02 668 (18) <b>2122</b> (21)	DNS						
	411	Mohammad ALFERAS	KUW	<b>DNF</b>		11.41 (-1.3) 771 (15)	6.24 (+1.7) 639 (23) <b>1410</b> (22)	11.27 562 (25) <b>1972</b> (23)	DNS						



Official IAAF Partners



# RESULTS



## 100 Metres Girls - Round 1

First 2 in each heat (Q) and the next 8 fastest (q) advance to the Semi-Finals

RECORDS	RESULT	NAME	COUNTRY	AGE	VENUE	DATE
World Youth Best <b>WYB</b>	10.98	Candace HILL	USA	16	Shoreline, WA	20 Jun 2015
Championship Record <b>CR</b>	11.31	Jessica ONYEPUNUKA	USA	17	Sherbrooke	11 Jul 2003
World Youth Leading <b>WYL</b>	10.98	Candace HILL	USA	16	Shoreline, WA	20 Jun 2015

### Heat 1 8

16 July 2015 10:39 START TIME

27° C TEMPERATURE 62 % HUMIDITY

-0.7 m/s WIND

PLACE	BIB	NAME	COUNTRY	DATE of BIRTH	LANE	RESULT	REACTION	Fn
1	1547	Candace HILL	USA	11 Feb 99	6	11.47 Q	0.193	
2	1197	Sarah MINGAS	FRA	02 Apr 98	4	11.94 Q	0.158	
3	1418	Klaudia ADAMEK	POL	22 Mar 99	3	12.02	0.137	
4	1148	Anail PÉREZ	DOM	22 Feb 99	8	12.15 <b>PB</b>	0.177	
5	1016	Ina HUEMER	AUT	19 Oct 98	5	12.24	0.176	
6	1500	Patrícia GARCÁROVÁ	SVK	13 Sep 99	2	12.45	0.192	
7	1409	Selena Mariel ARJONA	PAN	23 Jan 99	7	12.46	0.183	

### Heat 2 8

16 July 2015 10:47 START TIME

27° C TEMPERATURE 62 % HUMIDITY

0.0 m/s WIND

PLACE	BIB	NAME	COUNTRY	DATE of BIRTH	LANE	RESULT	REACTION	Fn
1	1515	Khalifa ST. FORT	TTO	13 Feb 98	4	11.39 Q <b>PB</b>	0.177	
2	1224	Katrin FEHM	GER	16 Apr 98	2	11.79 Q <b>PB</b>	0.169	
3	1111	Angélica Maria GAMBOA	COL	06 Apr 98	5	11.94 q <b>PB</b>	0.174	
4	1438	Marina Andreea BABOI	ROU	04 Jun 99	7	12.16	0.188	
5	1166	Mónica MENDOZA	ESP	09 Mar 98	6	12.20	0.178	
6	1362	Lea OBEID	LIB	22 Feb 99	3	12.35	0.145	
7	1490	Anja KOVAC	SRB	24 Oct 98	8	12.38	0.180	

### Heat 3 8

16 July 2015 10:52 START TIME

27° C TEMPERATURE 62 % HUMIDITY

+0.3 m/s WIND

PLACE	BIB	NAME	COUNTRY	DATE of BIRTH	LANE	RESULT	REACTION	Fn
1	1202	Estelle RAFFAI	FRA	06 Feb 98	6	11.64 Q	0.146	
2	1134	Nikola BENDOVIÁ	CZE	04 Nov 99	5	11.74 Q	0.188	
3	1042	Gabriela MOURÃO	BRA	03 Jun 99	7	11.87 q <b>PB</b>	0.188	
4	1289	Anna Lisa MODESTI	ITA	11 Aug 99	3	12.04	0.199	
5	1399	Nathalie Ommundsen JOHNSEN	NOR	02 Jul 98	2	12.15 <b>PB</b>	0.158	
6	1486	Tamara DAMJANOVIC	SRB	07 Dec 98	1	12.22	0.165	
7	1037	Carolina OCAMPO	BOL	31 Mar 99	4	12.40 <b>PB</b>	0.207	
8	1393	Zarinae SAPONG	NMI	22 Jan 98	8	13.62 <b>PB</b>	0.224	

### Heat 4 8

16 July 2015 10:57 START TIME

27° C TEMPERATURE 62 % HUMIDITY

+1.4 m/s WIND

PLACE	BIB	NAME	COUNTRY	DATE of BIRTH	LANE	RESULT	REACTION	Fn
1	1031	Tristan EVELYN	BAR	25 Jan 98	4	11.57 Q	0.160	
2	1277	Diana VAISMAN	ISR	23 Jul 98	8	11.83 Q	0.164	
3	1407	Georgia HULLS	NZL	27 Aug 99	6	11.85 q <b>PB</b>	0.160	
4	1302	L T Sha FAHIE	IVB	08 Jul 98	7	11.95 q	0.170	
5	1565	Edmari Alexandra ACEVEDO	VEN	21 Feb 98	2	11.99 <b>PB</b>	0.165	
6	1497	Mária ŠIMLOVICOVÁ	SVK	19 May 99	5	12.35	0.156	
7	1436	Ramyellie VALENTIN	PUR	18 Jul 98	3	12.38	0.181	



**RESULTS**  
**100 Metres Girls - Round 1**

**Heat 5** 8      16 July 2015    11:03 START TIME      27° C TEMPERATURE    62 % HUMIDITY      +1.0 m/s WIND

PLACE	BIB	NAME	COUNTRY	DATE of BIRTH	LANE	RESULT	REACTION	Fn
1	1314	Kimone SHAW	JAM	28 Sep 99	4	<b>11.58 Q</b>	0.184	
2	1065	Jorden SAVOURY	CAN	14 May 98	7	<b>11.95 Q</b> <span style="border: 1px solid black; padding: 1px;">SB</span>	0.180	
3	1285	Emma GIRARDELLO	ITA	22 Sep 98	6	<b>12.02</b>	0.232	
4	1435	Josielys O'FARRIL	PUR	26 Oct 99	2	<b>12.17</b> <span style="border: 1px solid black; padding: 1px;">PB</span>	0.181	
5	1026	Blayre CATALYN	BAH	23 Jan 99	5	<b>12.18</b>	0.130	
6	1154	Yimabel Jennifer FERRIN	ECU	14 Sep 99	3	<b>12.26</b>	0.267	
7	1263	Hang Wai POON	HKG	28 Apr 98	8	<b>12.52</b>	0.156	

**Heat 6** 8      16 July 2015    11:10 START TIME      27° C TEMPERATURE    62 % HUMIDITY      -0.9 m/s WIND

PLACE	BIB	NAME	COUNTRY	DATE of BIRTH	LANE	RESULT	REACTION	Fn
1	1448	Nicola DE BRUYN	RSA	31 May 99	4	<b>11.74 Q</b>	0.178	
2	1024	Brianne BETHEL	BAH	05 Jul 98	5	<b>11.88 Q</b>	0.196	
3	1402	Helene RØNNINGEN	NOR	04 Sep 98	7	<b>11.96 q</b>	0.175	
4	1123	Rosa Isela RUIZ	COL	18 Mar 98	8	<b>12.21</b>	0.229	
5	1071	Arielle TESSIER	CAN	08 Jul 99	1	<b>12.24</b>	0.150	
6	1337	Miku YAMADA	JPN	28 Apr 99	6	<b>12.32</b>	0.200	
7	1383	Martina MIROSKA	MKD	24 Jun 98	2	<b>12.92</b> <span style="border: 1px solid black; padding: 1px;">PB</span>	0.192	
8	1382	Mariana CRESS	MHL	12 Aug 98	3	<b>13.27</b>	0.201	

**Heat 7** 8      16 July 2015    11:15 START TIME      27° C TEMPERATURE    62 % HUMIDITY      -0.5 m/s WIND

PLACE	BIB	NAME	COUNTRY	DATE of BIRTH	LANE	RESULT	REACTION	Fn
1	1228	Keshia Beverly KWADWO	GER	10 Jul 99	7	<b>11.59 Q</b> <span style="border: 1px solid black; padding: 1px;">PB</span>	0.207	
2	1551	Jayla KIRKLAND	USA	13 Feb 99	2	<b>11.76 Q</b>	0.202	
3	1360	Mechaela HYACINTH	LCA	16 Nov 99	4	<b>11.91 q</b> <span style="border: 1px solid black; padding: 1px;">PB</span>	0.187	
4	1278	Nia JACK	ISV	01 Aug 98	3	<b>12.22</b>	0.181	
5	1370	Paola Itzel ASCENCIO	MEX	07 May 98	8	<b>12.39</b>	0.189	
6	1072	Shalysa WRAY	CAY	06 May 99	5	<b>12.40</b>	0.171	
7	1474	Smriti Manesh MENON	SIN	98	6	<b>12.50</b>	0.173	

**Heat 8** 8      16 July 2015    11:21 START TIME      28° C TEMPERATURE    58 % HUMIDITY      -0.6 m/s WIND

PLACE	BIB	NAME	COUNTRY	DATE of BIRTH	LANE	RESULT	REACTION	Fn
1	1205	Hannah BRIER	GBR	03 Feb 98	8	<b>11.39 Q</b> <span style="border: 1px solid black; padding: 1px;">PB</span>	0.160	
2	1312	Vanessa PUSEY	JAM	09 Jan 98	4	<b>11.83 Q</b> <span style="border: 1px solid black; padding: 1px;">PB</span>	0.172	
3	1038	Ana Carolina AZEVEDO	BRA	19 May 98	2	<b>11.87 q</b>	0.189	
4	1002	Bliss Jade SOLEYN	ANT	02 Sep 98	5	<b>11.94 q</b>	0.183	
5	1086	Jiaxin HUANG	CHN	24 Nov 98	6	<b>12.16</b>	0.186	
6	1566	Pamela MILANO	VEN	07 Jan 99	3	<b>12.29</b>	0.160	
7	1142	Emma Beiter BOMME	DEN	28 Jun 98	7	<b>12.38</b>	0.209	



Official IAAF Partners





**RESULTS**  
**100 Metres Girls - Round 1**

ALL-TIME OUTDOOR TOP LIST				SEASON OUTDOOR TOP LIST			
RESULT	NAME	VENUE	DATE	RESULT	NAME	VENUE	DATE
10.98	Candace HILL (USA)	Shoreline, WA	20 Jun 15	10.98	Candace HILL (USA)	Shoreline, WA	20 Jun 15
11.10	Kaylin WHITNEY (USA)	Eugene (HF), OR	5 Jul 14	11.26	Zaria FRANCIS (USA)	Shoreline, WA	20 Jun 15
11.13	Chandra CHEESEBOROUGH (USA)	Eugene, OR	21 Jun 76	11.37	Lauren Rain WILLIAMS (USA)	Shoreline, WA	20 Jun 15
11.14	Marion JONES (USA)	Norwalk, CA	6 Jun 92	11.37	Kaylin WHITNEY (USA)	Székesfehérvár	7 Jul 15
11.14	Angela WILLIAMS (USA)	Edwardsville, IL	21 Jun 97	11.39	Khalifa ST. FORT (TTO)	Cali	16 Jul 15
11.16	Gabrielle MAYO (USA)	Indianapolis, IN	22 Jun 06	11.39	Hannah BRIER (GBR)	Cali	16 Jul 15
11.17	Wendy VEREEN (USA)	Colorado Springs, CO	3 Jul 83	11.47	Lynna IRBY (USA)	Orlando, FL	23 May 15
11.20	Raelene BOYLE (AUS)	Ciudad de México (E0)	15 Oct 68	11.50	Shellece CLARK (JAM)	Basseterre (Silver Jubilee)	4 Apr 15
11.24	Jeneba TARMOH (USA)	Indianapolis, IN	22 Jun 06	11.52	Janie O'CONNOR (USA)	Baton Rouge, LA	9 May 15
11.24	Jodie WILLIAMS (GBR)	Bedford, GBR	31 May 10	11.52	Kimone SHAW (JAM)	Kingston (NS), JAM	13 Jun 15



# RESULTS



## 100 Metres Girls - Semi-Final

First 2 in each heat (Q) and the next 2 fastest (q) advance to the Final

RECORDS	RESULT	NAME	COUNTRY	AGE	VENUE	DATE
World Youth Best <b>WYB</b>	<b>10.98</b>	Candace HILL	USA	16	Shoreline, WA	20 Jun 2015
Championship Record <b>CR</b>	<b>11.16</b>	Candace HILL	USA	16	Cali	16 Jul 2015
World Youth Leading <b>WYL</b>	<b>10.98</b>	Candace HILL	USA	16	Shoreline, WA	20 Jun 2015

### Heat 1

3

16 July 2015 18:09 START TIME

28° C TEMPERATURE 58 % HUMIDITY

+0.1 m/s WIND

PLACE	BIB	NAME	COUNTRY	DATE of BIRTH	LANE	RESULT	REACTION	Fn
1	1515	Khalifa ST. FORT	TTO	13 Feb 98	4	<b>11.24 Q</b> <b>CR</b>	0.177	
2	1202	Estelle RAFFAI	FRA	06 Feb 98	3	<b>11.64 Q</b>	0.144	
3	1228	Keshia Beverly KWADWO	GER	10 Jul 99	6	<b>11.66 q</b>	0.208	
4	1277	Diana VAISMAN	ISR	23 Jul 98	5	<b>11.79</b>	0.133	
5	1360	Mechaela HYACINTH	LCA	16 Nov 99	1	<b>11.87</b> <b>PB</b>	0.189	
6	1312	Vanesha PUSEY	JAM	09 Jan 98	7	<b>11.89</b>	0.189	
7	1402	Helene RØNNINGEN	NOR	04 Sep 98	2	<b>11.94</b>	0.167	
8	1038	Ana Carolina AZEVEDO	BRA	19 May 98	8	<b>11.95</b>	0.202	

### Heat 2

3

16 July 2015 18:16 START TIME

28° C TEMPERATURE 58 % HUMIDITY

-0.1 m/s WIND

PLACE	BIB	NAME	COUNTRY	DATE of BIRTH	LANE	RESULT	REACTION	Fn
1	1547	Candace HILL	USA	11 Feb 99	3	<b>11.16 Q</b> <b>CR</b>	0.158	
2	1031	Tristan EVELYN	BAR	25 Jan 98	5	<b>11.73 Q</b>	0.159	
3	1134	Nikola BENDOVÁ	CZE	04 Nov 99	4	<b>11.87</b>	0.174	
4	1197	Sarah MINGAS	FRA	02 Apr 98	7	<b>11.88</b>	0.169	
5	1224	Katrin FEHM	GER	16 Apr 98	6	<b>11.91</b>	0.168	
6	1111	Angélica Maria GAMBOA	COL	06 Apr 98	1	<b>12.09</b>	0.162	
7	1065	Jorden SAVOURY	CAN	14 May 98	8	<b>12.10</b>	0.158	
8	1002	Bliss Jade SOLEYN	ANT	02 Sep 98	2	<b>12.15</b>	0.198	

### Heat 3

3

16 July 2015 18:22 START TIME

28° C TEMPERATURE 58 % HUMIDITY

-1.2 m/s WIND

PLACE	BIB	NAME	COUNTRY	DATE of BIRTH	LANE	RESULT	REACTION	Fn
1	1551	Jayla KIRKLAND	USA	13 Feb 99	5	<b>11.54 Q</b> <b>SB</b>	0.182	
2	1205	Hannah BRIER	GBR	03 Feb 98	3	<b>11.55 Q</b>	0.166	
3	1314	Kimone SHAW	JAM	28 Sep 99	6	<b>11.68 q</b>	0.186	
4	1448	Nicola DE BRUYN	RSA	31 May 99	4	<b>11.73</b>	0.156	
5	1024	Brianne BETHEL	BAH	05 Jul 98	7	<b>11.92</b>	0.168	
6	1302	L T Sha FAHIE	IVB	08 Jul 98	2	<b>11.93</b>	0.170	
7	1407	Georgia HULLS	NZL	27 Aug 99	8	<b>11.98</b>	0.154	
8	1042	Gabriela MOURÃO	BRA	03 Jun 99	1	<b>12.13</b>	0.185	



**RESULTS**  
**100 Metres Girls - Semi-Final**

ALL-TIME OUTDOOR TOP LIST				SEASON OUTDOOR TOP LIST			
RESULT	NAME	VENUE	DATE	RESULT	NAME	VENUE	DATE
10.98	Candace HILL (USA)	Shoreline, WA	20 Jun 15	10.98	Candace HILL (USA)	Shoreline, WA	20 Jun 15
11.10	Kaylin WHITNEY (USA)	Eugene (HF), OR	5 Jul 14	11.24	Khalifa ST. FORT (TTO)	Cali	16 Jul 15
11.13	Chandra CHEESEBOROUGH (USA)	Eugene, OR	21 Jun 76	11.26	Zaria FRANCIS (USA)	Shoreline, WA	20 Jun 15
11.14	Marion JONES (USA)	Norwalk, CA	6 Jun 92	11.37	Lauren Rain WILLIAMS (USA)	Shoreline, WA	20 Jun 15
11.14	Angela WILLIAMS (USA)	Edwardsville, IL	21 Jun 97	11.37	Kaylin WHITNEY (USA)	Székesfehérvár	7 Jul 15
11.16	Gabrielle MAYO (USA)	Indianapolis, IN	22 Jun 06	11.39	Hannah BRIER (GBR)	Cali	16 Jul 15
11.17	Wendy VEREEN (USA)	Colorado Springs, CO	3 Jul 83	11.47	Lynna IRBY (USA)	Orlando, FL	23 May 15
11.20	Raelene BOYLE (AUS)	Ciudad de México (EO)	15 Oct 68	11.50	Shellece CLARK (JAM)	Basseterre (Silver Jubilee)	4 Apr 15
11.24	Jeneba TARMOH (USA)	Indianapolis, IN	22 Jun 06	11.52	Janie O'CONNOR (USA)	Baton Rouge, LA	9 May 15
11.24	Jodie WILLIAMS (GBR)	Bedford, GBR	31 May 10	11.52	Kimone SHAW (JAM)	Kingston (NS), JAM	13 Jun 15
11.24	Khalifa ST. FORT (TTO)	Cali	16 Jul 15				



# RESULTS



## 400 Metres Girls - Semi-Final

First 2 in each heat (Q) and the next 2 fastest (q) advance to the Final

RECORDS	RESULT	NAME	COUNTRY	AGE	VENUE	DATE
World Youth Best <b>WYB</b>	50.01	Jing LI	CHN	17	Shanghai	18 Oct 1997
Championship Record <b>CR</b>	51.19	Nawal EL JACK	SUD	17	Marrakech	15 Jul 2005
World Youth Leading <b>WYL</b>	52.59	Sydney MCLAUGHLIN	USA	16	South Plainfield, NJ	30 May 2015

### Heat 1

3

16 July 2015 19:05 START TIME

27° C TEMPERATURE 62 % HUMIDITY

PLACE	BIB	NAME	COUNTRY	DATE of BIRTH	LANE	RESULT	REACTION	Fn
1	1055	Kyra CONSTANTINE	CAN	01 Aug 98	4	52.88 Q <b>PB</b>	0.197	
2	1213	Catherine REID	GBR	21 Apr 98	3	53.20 Q <b>PB</b>	0.164	
3	1553	Symone MASON	USA	31 Aug 99	6	53.48 q	0.195	
4	1384	Janet RICHARD	MLT	03 Jul 98	8	55.37	0.202	
5	1363	Erika KRUMINAITE	LTU	24 Apr 98	5	55.51	0.189	
6	1126	Dora FILIPOVIC	CRO	24 Oct 98	1	55.68 <b>SB</b>	0.204	
7	1319	Rin AOKI	JPN	08 Apr 98	7	55.69	0.176	
8	1395	Mari DRABLØS	NOR	22 Jun 98	2	56.33	0.194	

### Heat 2

3

16 July 2015 19:12 START TIME

27° C TEMPERATURE 62 % HUMIDITY

PLACE	BIB	NAME	COUNTRY	DATE of BIRTH	LANE	RESULT	REACTION	Fn
1	1549	Lynna IRBY	USA	06 Dec 98	4	52.77 Q <b>PB</b>	0.170	
2	1216	Hannah WILLIAMS	GBR	23 Apr 98	6	53.52 Q <b>PB</b>	0.217	
3	1422	Natalia KACZMAREK	POL	17 Jan 98	3	54.25 <b>PB</b>	0.174	
4	1528	Ivanna AVRAMCHUK	UKR	17 Apr 98	5	54.43	0.185	
5	1028	Dreshanae ROLLE	BAH	24 Jan 98	2	55.58	0.206	
6	1252	Alexía POLIKRÁTI	GRE	10 Jul 98	7	55.68	0.168	
7	1297	Alessia TIRNETTA	ITA	25 Apr 98	1	55.91	0.192	
8	1257	Meleni RODNEY	GRN	27 Jun 98	8	56.36	0.191	

### Heat 3

3

16 July 2015 19:19 START TIME

25° C TEMPERATURE 65 % HUMIDITY

PLACE	BIB	NAME	COUNTRY	DATE of BIRTH	LANE	RESULT	REACTION	Fn
1	1046	Salwa Eid NASER	BRN	23 May 98	4	52.99 Q	0.228	
2	1129	Roxana GÓMEZ	CUB	07 Jan 99	6	53.61 Q	0.207	
3	1443	Andrea MIKLÓS	ROU	17 Apr 99	3	53.93 q <b>PB</b>	0.158	
4	1531	Dzhois KOBA	UKR	26 Feb 98	7	54.26 <b>PB</b>	0.219	
5	1069	Victoria TACHINSKI	CAN	15 Jun 99	5	54.77	0.229	
6	1281	Rebecca BORGA	ITA	11 Jun 98	8	56.56	0.173	
7	1348	Purity Joy CHEPKOECH	KEN	25 Nov 98	1	57.87	0.250	
	1261	Avon SAMUELS	GUY	01 Jul 99	2	DQ 163.3[a]	0.207	

**NOTE** IAAF Rule 163.3(a) - Lane infringement





**RESULTS**  
**400 Metres Girls - Semi-Final**

ALL-TIME OUTDOOR TOP LIST				SEASON OUTDOOR TOP LIST			
RESULT	NAME	VENUE	DATE	RESULT	NAME	VENUE	DATE
50.01	Jinq LI (CHN)	Shanghai	18 Oct 97	52.59	Sydney MCLAUGHLIN (USA)	South Plainfield, NJ	30 May 15
50.48	Grit BREUER (GDR)	Neubrandenburg	22 Jul 89	52.69	Samantha WATSON (USA)	Albany, NY	12 Jun 15
50.69	Sanya RICHARDS-ROSS (USA)	Palo Alto, CA	22 Jun 02	52.77	Lynna IRBY (USA)	Cali	16 Jul 15
50.74	Monique HENDERSON (USA)	Norwalk, CA	3 Jun 00	52.80	Salwa Eid NASER (BRN)	Sofia (NSA)	10 Jun 15
50.84	Christina BREHMER-LATHAN (GDR)	Halle	21 Jun 75	52.80	Symone MASON (USA)	Liste, IL	1 Jul 15
51.04	Kadecia BAIRD (GUY)	Barcelona (Estadio Olímpico)	13 Jul 12	52.88	Kyra CONSTANTINE (CAN)	Cali	16 Jul 15
51.09	Sherrrie HOWARD (USA)	Colorado Springs, CO	28 Jul 79	52.95	Roxana GÓMEZ (CUB)	La Habana (EP)	12 Jun 15
51.16	Linsey MACDONALD (GBR)	London (CP)	15 Jun 80	53.13	Hannah WALLER (USA)	Clovis, CA	6 Jun 15
51.19	Nawal EL JACK (SUD)	Marrakech	15 Jul 05	53.20	Catherine REID (GBR)	Cali	16 Jul 15
51.30	Danijela GRGIC (CRO)	Marrakech	15 Jul 05	53.28	Kamryn MCINTOSH (USA)	Greensboro, NC	21 Jun 15



# RESULTS



## Shot Put (3Kg) Girls - Qualification

With qualifying standard of 16.50 (Q) or at least the 12 best performers (q) advance to the Final

RECORDS	RESULT	NAME	COUNTRY	AGE	VENUE	DATE
World Youth Best <b>WYB</b>	20.52	Corrie DE BRUIN	NED	17	Assen	13 Jun 1993
Championship Record <b>CR</b>	20.14	Emel DERELI	TUR	17	Donetsk	11 Jul 2013
World Youth Leading <b>WYL</b>	18.56	Kristina RAKOCEVIC	MNE	17	Bar	7 Mar 2015

### Group A

16 July 2015 09:34 START TIME 24° C TEMPERATURE 74 % HUMIDITY  
10:26 END TIME 27° C 62 %

PLACE	BIB	NAME	COUNTRY	DATE of BIRTH	ORDER	RESULT	1	2	3
1	1236	Julia RITTER	GER	13 May 98	12	17.61 Q	17.61		
2	1284	Sydney GIAMPIETRO	ITA	27 Jan 99	8	16.57 Q	15.43	16.57	
3	1556	Sophia RIVERA	USA	17 Oct 98	6	16.51 Q	X	16.51	
4	1429	Nikola SULEK	POL	26 Jun 98	4	16.25 q	15.66	14.92	16.25
5	1040	Márcia HENKELS	BRA	20 Apr 98	17	15.81 q	15.81	X	14.87
6	1085	Yu DONG	CHN	20 Jan 98	13	15.72 q	15.31	X	15.72
7	1135	Lada CERMANOVÁ	CZE	16 Feb 98	16	15.35	15.35	X	14.75
8	1408	Maddison-Lee WESCHE	NZL	13 Jun 99	10	15.23	15.23	14.07	14.58
9	1144	Thea JENSEN	DEN	12 Mar 99	1	15.01	13.35	15.01	14.56
10	1401	Linn Louise KVAALE	NOR	07 Apr 98	18	14.69	13.81	14.69	13.11
11	1316	Sah-jay STEVENS	JAM	18 Jan 98	7	14.68	X	X	14.68
12	1525	Sinem YILDIRIM	TUR	06 Mar 98	5	14.63	13.82	X	14.63
13	1025	Serena BROWN	BAH	15 Sep 98	3	14.47	13.14	14.09	14.47
14	1532	Marharyta LUKASHENKO	UKR	23 Jun 99	14	14.45	14.22	14.45	X
15	1377	María Fernanda OROZCO	MEX	25 Jan 98	9	14.09	X	X	14.09
16	1158	Mónica BORRAZ	ESP	05 Aug 99	15	13.72	13.35	13.72	13.69
17	1108	Yosiris CÓRDOBA	COL	10 Jul 99	2	12.70	12.09	12.70	12.15
18	1454	Angeline SMIT	RSA	09 Jun 98	11	12.46	X	X	12.46

### Group B

16 July 2015 09:34 START TIME 24° C TEMPERATURE 74 % HUMIDITY  
10:27 END TIME 27° C 62 %


PLACE	BIB	NAME	COUNTRY	DATE of BIRTH	ORDER	RESULT	1	2	3
1	1542	Nickolette DUNBAR	USA	08 Apr 98	13	17.36 Q <b>PB</b>	17.36		
2	1231	Yemisi OGUNLEYE	GER	03 Oct 98	16	16.75 Q	X	16.75	
3	1428	Maja SLEPOWRONSKA	POL	02 Dec 98	8	16.71 Q	16.71		
4	1276	Michaela WALSH	IRL	17 Dec 98	17	16.63 Q <b>PB</b>	16.63		
5	1385	Kristina RAKOCEVIC	MNE	13 Jun 98	5	16.52 Q	16.52		
6	1304	Devia BROWN	JAM	21 Mar 98	7	15.68 q <b>PB</b>	15.16	15.68	X
7	1502	Patricia SLOŠÁROVÁ	SVK	29 Jan 98	1	15.61	15.61	14.53	15.04
8	1090	Ziyue LIU	CHN	19 Jan 99	4	15.51	14.74	15.24	15.51
9	1529	Yuliia BAIRAK	UKR	09 Feb 98	18	15.48	14.89	15.25	15.48
10	1356	Yuri LEE	KOR	15 May 98	14	15.01	14.86	15.01	14.92
11	1455	Yolandi STANDER	RSA	27 Nov 98	6	14.82	14.05	14.82	X
12	1131	Rosangela NÚÑEZ	CUB	08 Oct 98	10	14.54	13.42	14.54	13.53
13	1271	Violetta VEILAND	HUN	11 Aug 98	12	13.94	13.58	13.94	13.64
14	1368	Alexandra EMILIANOV	MDA	19 Sep 99	11	13.78	X	13.78	X
15	1518	Raziye ÇOBAN	TUR	20 Mar 98	3	13.74	13.27	13.52	13.74
16	1397	Elise GRAVNINGEN	NOR	04 Jan 98	9	13.30	12.87	13.12	13.30
17	1078	Dayna TOLEDO	CHI	25 Feb 99	15	12.98	12.38	12.98	X
18	1514	Akidah BRIGGS	TTO	98	2	11.83	11.28	11.83	X





**RESULTS**  
**Shot Put (3Kg) Girls - Qualification**

ALL-TIME OUTDOOR TOP LIST				SEASON OUTDOOR TOP LIST			
RESULT	NAME	VENUE	DATE	RESULT	NAME	VENUE	DATE
20.52	Corrie DE BRUIN (NED)	Assen	13 Jun 93	18.56	Kristina RAKOCEVIC (MNE)	Bar	7 Mar 15
20.14	Emel DERELI (TUR)	Donetsk	11 Jul 13	18.51	Julia RITTER (GER)	Halle	17 May 15
19.60	Alëna BUGAKOVA (RUS)	Chelyabinsk	4 Jul 14	18.09	Sophia RIVERA (USA)	Liste, IL	1 Jul 15
19.12	Melissa BOEKELMAN (NED)	Bergen op Zoom	1 Jul 06	17.41	Maja SLEPOWRONSKA (POL)	Schwechat	24 May 15
18.83	Tianqian GUO (CHN)	Yantai	13 Jul 12	17.36	Nickolette DUNBAR (USA)	Cali	16 Jul 15
18.56	Kristina RAKOCEVIC (MNE)	Bar	7 Mar 15	17.27	Xiarong CHEN (CHN)	Chongqing	8 Apr 15
18.51	Julia RITTER (GER)	Halle	17 May 15	17.21	Yemisi OGUNLEYE (GER)	Halle	17 May 15
18.25	Chunhua QIAN (CHN)	Banská Bystrica	7 Jul 95	17.10	Lada CERMANOVÁ (CZE)	Schwechat	24 May 15
18.23	María Fernanda OROZCO (MEX)	Veracruz	20 May 14	16.96	Rosanqela NÚÑEZ (CUB)	La Habana (EP)	8 May 15
18.10	Marika TULINIEMI (FIN)	Brugge	26 May 90	16.84	María Fernanda OROZCO (MEX)	Tijuana	27 Feb 15
				16.84	Sydney GIAMPIETRO (ITA)	Milano (AC Gianni Brera)	20 Jun 15



Official IAAF Partners



# RESULTS



## Javelin Throw (500g) Girls - Final

RECORDS	RESULT	NAME	COUNTRY	AGE	VENUE	DATE
World Youth Best <b>WYB</b>	<b>62.93</b>	Juan XUE	CHN	17	Changsha	27 Oct 2003
Championship Record <b>CR</b>	<b>61.47</b>	Mackenzie LITTLE	AUS	17	Donetsk	11 Jul 2013
World Youth Leading <b>WYL</b>	<b>61.97</b>	Yuzhen YU	CHN	17	Doha (Qatar Sports Club)	8 May 2015

16 July 2015 19:35 START TIME 25° C 65 %  
TEMPERATURE HUMIDITY  
20:48 END TIME 24° C 69 %

PLACE	BIB	NAME	COUNTRY	DATE of BIRTH	ORDER	RESULT	1	2	3	ORDER	4	5	6
1	1323	Haruka KITAGUCHI	JPN	16 Mar 98	3	<b>60.35</b> <b>PB</b>	56.42	51.92	X	7	52.93	60.35	56.42
2	1403	Stella WEINBERG	NOR	21 Oct 98	4	<b>57.11</b> <b>PB</b>	X	51.99	57.11	8	X	r	
3	1357	Laine DONANE	LAT	01 Oct 98	11	<b>56.15</b>	56.15	X	51.71	6	X	55.41	56.10
4	1139	Nikol TABACKOVÁ	CZE	24 Jan 98	2	<b>55.97</b>	53.86	49.54	52.29	4	50.46	55.97	54.39
5	1079	Jiajia CHEN	CHN	14 Oct 98	12	<b>53.95</b>	46.44	53.95	52.85	5	X	X	53.08
6	1450	Anneke GERMISHUYS	RSA	25 Nov 98	9	<b>53.10</b> <b>PB</b>	50.04	53.10	X	3	44.84	49.00	X
7	1101	Yuzhen YU	CHN	05 Mar 98	5	<b>51.51</b>	49.79	X	49.90	1	51.42	51.51	50.66
8	1556	Sophia RIVERA	USA	17 Oct 98	7	<b>50.85</b>	X	48.11	50.85	2	48.18	-	-
9	1208	Emma HAMPLETT	GBR	27 Jul 98	8	<b>47.56</b>	47.56	X	41.88				
10	1373	Maritza ESCARCEGA	MEX	27 Jan 98	1	<b>46.52</b>	46.52	X	X				
11	1232	Lotte REIMANN	GER	09 Jan 99	10	<b>46.11</b>	45.63	29.60	46.11				
12	1545	Katelyn GOCHENOUR	USA	23 Feb 98	6	<b>45.88</b>	X	X	45.88				

ALL-TIME OUTDOOR TOP LIST				SEASON OUTDOOR TOP LIST			
RESULT	NAME	VENUE	DATE	RESULT	NAME	VENUE	DATE
61.97	Yuzhen YU (CHN)	Doha (Qatar Sports Club)	8 May 15	61.97	Yuzhen YU (CHN)	Doha (Qatar Sports Club)	8 May 15
61.47	Mackenzie LITTLE (AUS)	Donetsk	11 Jul 13	60.35	Haruka KITAGUCHI (JPN)	Cali	16 Jul 15
60.39	Sofi FLINK (SWE)	Espoo	19 Aug 12	58.30	Nikol TABACKOVÁ (CZE)	Trnava	6 Jun 15
60.35	Haruka KITAGUCHI (JPN)	Cali	16 Jul 15	57.78	Laine DONANE (LAT)	Jelgava	14 Jun 15
59.94	Yulenmis AGUILAR (CUB)	Donetsk	11 Jul 13	57.45	Carolina VISCA (ITA)	Roma (Farnesina)	18 Apr 15
59.52	Hanna TARASIUK (BLR)	Nanjing (Olympic Stadium)	25 Aug 14	57.11	Stella WEINBERG (NOR)	Cali	16 Jul 15
59.07	Marqaux NICOLLIN (FRA)	Lens	21 Jul 12	54.68	Valeriya KUCHINA (RUS)	Smolensk	25 Jun 15
58.96	Eda TUGSUZ (TUR)	Baku (Bakhrarov)	31 May 14	54.62	Anna ADYSEVA (RUS)	Smolensk	25 Jun 15
58.30	Nikol TABACKOVÁ (CZE)	Trnava	6 Jun 15	54.43	Jiajia CHEN (CHN)	Chongqing	9 Apr 15
58.28	Monique CILIONE (AUS)	Brisbane (UQ)	4 Dec 11	54.35	Lotte REIMANN (GER)	Cali	15 Jul 15

